



MATRIX

Health & Safety Consultants, L.L.C.

March 29, 2015

Avetech Design Group, PLC
123 Bruton Court, Suite 100
Chesapeake, Virginia 23322

Attention: Carmine R. Barone, AIA

Subject: Sampling to Identify Asbestos-Containing Materials and Soil
VA Hospital – Building No. 3
Matrix Job Number: 140457

Dear Mr. Barone:

Matrix Health and Safety Consultants, L.L.C. (Matrix) is pleased to present this report of asbestos soil testing and other materials prior to demolition of Building No. 3. It is our understanding that old survey information dating back to 1986 was found indicating the possibility of asbestos debris in the crawlspace soil. In order to facilitate the future demolition of the structure, Matrix collected samples of soil in the crawlspace to identify potential asbestos contamination. Additionally, the vacated building allowed for the demolition of walls to access and sampling of potential asbestos-containing materials.

SURVEY PROCEDURES

The soil sampling was performed on March 19, 2015 by Matrix's Inspector Gregg Heppert (North Carolina Asbestos Inspector No. 11702). Seven soil samples and two waterproofing samples were collected from the crawlspace. Matrix returned to the building on March 20, 2015 to collect samples of pipe wrap located in walls and fire door insulation. Samples of mudded pipe fitting in walls were collected by John Pearson (North Carolina Asbestos Inspector No. 12246) on March 24, 2015.

To determine the presence or absence of asbestos content in the suspect materials, samples were collected and transported to EMSL Analytical Inc. located in Morrisville, North Carolina under chain-of-custody documentation for laboratory analysis. The collected samples were placed into individual sample containers, sealed and a unique identification number was assigned to the sample container at the time of collection. The identification included the sample collection date and location. This information was logged on our Asbestos Bulk Sampling Record and submitted to the laboratory.

ANALYSIS PROCEDURES AND RESULTS

The collected asbestos samples were analyzed using Polarized Light Microscopy (PLM) in conjunction with dispersion staining techniques using EPA Method 600/M4-82-020 per 40 CFR 763. The bulk laboratory analysis provided the asbestos content (positive or negative), percentage of asbestos, asbestos type and identification of other non-asbestos fibers. A material is considered to be asbestos-containing if greater than 1% asbestos is found in the material. Asbestos in soil was reported as present or none detected.

Soil Sampling

SOIL SAMPLE #	TYPE OF ASBESTOS	LOCATION
VA3 – 1	Chrysotile	Original Building Crawlspace - North
VA3 – 2	Chrysotile	Original Building Crawlspace - South
VA3 – 3	Chrysotile	Original Building Crawlspace – Beneath Front Stairs
VA3 – 4	None Detected	Addition – SE
VA3 – 5	None Detected	Addition – NE
VA3 – 6	None Detected	Addition – North
VA3 - 7	None Detected	Addition - North

Asbestos-Containing Material Summary

SAMPLE #	ASBESTOS-CONTAINING MATERIAL	PERCENT ASBESTOS TYPE OF ASBESTOS	LOCATION
VA3 – 8	Waterproofing Mastic	None Detected	Addition – North
VA3 – 9	Waterproofing Mastic	None Detected	Addition - North
B3 – 1	Fire Door Insulation	None Detected	Upper Stair Landing
B3 – 2	Fire Door Insulation	None Detected	Room 100
B3 – 3	Pipe Wrap on Fiberglass Pipe Insulation	None Detected	Room 103
B3 - 4	Pipe Wrap on Fiberglass Pipe Insulation	None Detected	Room 103
3-1	Mudded Pipe Fitting	Amosite: 10% Chrysotile: 3%	Original Building Behind Walls and Ceilings
3-1	Mudded Pipe Fitting	Amosite: 20% Chrysotile: 2%	Original Building Behind Walls and Ceilings

The National Emissions Standard for Hazardous Air Pollutants (NESHAP) requires the removal of asbestos-containing materials prior to renovation or demolition activities. Matrix recommends asbestos removal be performed by a qualified asbestos abatement contractor, using North Carolina accredited personnel, in accordance with applicable federal and state regulations governing the removal of asbestos-containing materials.

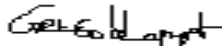
QUALIFICATIONS

This report summarizes Matrix's evaluation of the conditions observed at the subject facility during the course of the facility survey. Our findings are based upon our observations at the facility and analyses of the samples obtained at the time of this survey. Additional asbestos-containing materials may exist (undetected) in other portions of the facility due to inaccessibility or due to an undetectable change in materials. Any conditions discovered which deviate from the data contained in this report should be presented to us for our evaluation.

Matrix appreciates the opportunity to have provided these services. We would be glad to discuss any of the results contained in this report, at your convenience. If there are any questions concerning this report or results, please contact us.

Sincerely,

MATRIX HEALTH AND SAFETY CONSULTANTS, L.L.C.



Gregg Heppert
Project Principal

Attachments: Laboratory Analysis Report

Laboratory Analysis Report



EMSL Analytical, Inc.

2500 Gateway Centre Blvd., Suite 600, Morrisville, NC 27560
Phone/Fax: (919) 465-3900 / (919) 465-3950
<http://www.EMSL.com> raleighlab@emsl.com

EMSL Order: 291501476
CustomerID: MATR63
CustomerPO:
ProjectID:

Attn: **Gregg Heppert**
Matrix Health & Safety
2900 Yonkers Road, Suite B
Raleigh, NC 27604

Phone: (919) 833-2520
Fax: (919) 882-9926
Received: 03/20/15 8:30 AM
Analysis Date: 3/20/2015
Collected:

Project: VA Building 3 Soil

Test Report: Qualitative asbestos analysis of soils using the EPA 600/R-93/116 method

Sample	Description	Appearance	Result	Notes
VA3-1 291501476-0001	Soil, Old North	Brown/White Fibrous Homogeneous	Chrysotile	
VA3-2 291501476-0002	Soil, Old South	Brown/White Fibrous Homogeneous	Chrysotile	
VA3-3 291501476-0003	Soil, Old Beneath Stairs	Brown Fibrous Homogeneous	Chrysotile	
VA3-4 291501476-0004	Soil, New SW	Brown Fibrous Homogeneous	None Detected	
VA3-5 291501476-0005	Soil, New NW	Brown Fibrous Homogeneous	None Detected	
VA3-6 291501476-0006	Soil, New South	Brown Fibrous Homogeneous	None Detected	
VA3-7 291501476-0007	Soil, New North	Brown Fibrous Homogeneous	None Detected	

Vermiculite and Soil are known problem matrices and negative results cannot be guaranteed. Additional analysis such as CARB 435 milling prep or ASTM Draft Soil Sieving is recommended for proper quantification of asbestos in vermiculite and soil.

Analyst(s)

Anupriya Tyagi (7)

Essie Spencer, Laboratory Manager
or other approved signatory

EMSL recommends that soil samples reported as "ND" be tested by the EPA Screening Method/Qualitative. The above report relates only to the items tested. This report may not be reproduced, except in full, without written approval by EMSL Analytical, Inc. The above test must not be used by the client to claim product endorsement by NVLAP nor any agency of the United States Government. The test results contained within this report meet the requirements of NELAC unless otherwise noted. Samples received in good condition unless otherwise noted.
Samples analyzed by EMSL Analytical, Inc. Morrisville, NC

Initial report from 03/20/2015 13:52:09

Test Report: PLMQualw/Types-7.21.0 Printed: 3/20/2015 2:12:06 PM

THIS IS THE LAST PAGE OF THE REPORT.

1



EMSL Analytical, Inc.

2500 Gateway Centre Blvd., Suite 600, Morrisville, NC 27560
Phone/Fax: (919) 465-3900 / (919) 465-3950
<http://www.EMSL.com> raleighlab@emsl.com

EMSL Order: 291501476
CustomerID: MATR63
CustomerPO:
ProjectID:

Attn: **Gregg Heppert**
Matrix Health & Safety
2900 Yonkers Road, Suite B
Raleigh, NC 27604

Phone: (919) 833-2520
Fax: (919) 882-9926
Received: 03/20/15 8:30 AM
Analysis Date: 3/20/2015
Collected:

Project: VA Building 3 Soil

**Test Report: Asbestos Analysis of Bulk Materials via EPA 600/R-93/116 Method using
Polarized Light Microscopy**

Sample	Description	Appearance	Non-Asbestos		Asbestos
			% Fibrous	% Non-Fibrous	% Type
VA3-8 291501476-0008	Waterproofing Mastic, Crawlspace North	Black Non-Fibrous Homogeneous		100% Non-fibrous (other)	None Detected
VA3-9 291501476-0009	Waterproofing Mastic, Crawlspace North	Black Fibrous Homogeneous	<1% Cellulose	100% Non-fibrous (other)	None Detected

Analyst(s)

Anupriya Tyagi (2)

Essie Spencer, Laboratory Manager
or other approved signatory

EMSL maintains liability limited to cost of analysis. This report relates only to the samples reported and may not be reproduced, except in full, without written approval by EMSL. EMSL bears no responsibility for sample collection activities or analytical method limitations. Interpretation and use of test results are the responsibility of the client. This report must not be used by the client to claim product certification, approval, or endorsement by NVLAP, NIST or any agency of the federal government. Non-triable organically bound materials present a problem matrix and therefore EMSL recommends gravimetric reduction prior to analysis. Samples received in good condition unless otherwise noted. Estimated accuracy, precision and uncertainty data available upon request. Unless requested by the client, building materials manufactured with multiple layers (i.e. Insuleum, wallboard, etc.) are reported as a single sample. Reporting limit is 1%
Samples analyzed by EMSL Analytical, Inc. Morrisville, NC NVLAP Lab Code 200671-0, VA 3333 000278, WVVA LT000296

Initial report from 03/20/2015 13:52:01

Test Report PLM-7.28.9 Printed: 3/20/2015 1:52:01 PM

THIS IS THE LAST PAGE OF THE REPORT.

1



EMSL Analytical, Inc.

2500 Gateway Centre Blvd., Suite 600, Morrisville, NC 27560
Phone/Fax: (919) 465-3900 / (919) 465-3950
<http://www.EMSL.com> raleighlab@emsl.com

EMSL Order: 291501497
CustomerID: MATR63
CustomerPO:
ProjectID:

Attn: **Gregg Heppert**
Matrix Health & Safety
2900 Yonkers Road, Suite B
Raleigh, NC 27604

Phone: (919) 833-2520
Fax: (919) 882-9926
Received: 03/20/15 2:24 PM
Analysis Date: 3/20/2015
Collected: 3/20/2015

Project: Bldg 3 VA - Fire Doors, Fiberglass Pipe Wrap

**Test Report: Asbestos Analysis of Bulk Materials via EPA 600/R-93/116 Method using
Polarized Light Microscopy**

Sample	Description	Appearance	Non-Asbestos		Asbestos
			% Fibrous	% Non-Fibrous	% Type
B3-1 291501497-0001	Upper Front Stair Landing, Fire Door Insulation	White Fibrous Homogeneous	15% Cellulose	85% Non-fibrous (other)	None Detected
B3-2 291501497-0002	Lower Room 100, Fire Door Insulation	White Fibrous Homogeneous	20% Cellulose	80% Non-fibrous (other)	None Detected
B3-3 291501497-0003	Room 103, Pipe Wrap Over Fiberglass	Brown Fibrous Homogeneous	80% Cellulose	20% Non-fibrous (other)	None Detected
B3-4 291501497-0004	Room 103, Pipe Wrap Over Fiberglass	Brown Fibrous Homogeneous	85% Cellulose	15% Non-fibrous (other)	None Detected

Analyst(s)

Anupriya Tyagi (4)

Essie Spencer, Laboratory Manager
or other approved signatory

EMSL maintains liability limited to cost of analysis. This report relates only to the samples reported and may not be reproduced, except in full, without written approval by EMSL. EMSL bears no responsibility for sample collection activities or analytical method limitations. Interpretation and use of test results are the responsibility of the client. This report must not be used by the client to claim product certification, approval, or endorsement by NVLAP, NIST or any agency of the federal government. Non-friable organically bound materials present a problem matrix and therefore EMSL recommends gravimetric reduction prior to analysis. Samples received in good condition unless otherwise noted. Estimated accuracy, precision and uncertainty data available upon request. Unless requested by the client, building materials manufactured with multiple layers (i.e. linoleum, wallboard, etc.) are reported as a single sample. Reporting limit is 1%
Samples analyzed by EMSL Analytical, Inc. Morrisville, NC NVLAP Lab Code 200671-0, VA 3333 000278, WVA LT000296

Initial report from 03/20/2015 15:41:43

Test Report PLM-7.28.9 Printed: 3/20/2015 3:41:43 PM

THIS IS THE LAST PAGE OF THE REPORT.

1



EMSL Analytical, Inc.

2500 Gateway Centre Blvd., Suite 600, Morrisville, NC 27560
Phone/Fax: (919) 465-3900 / (919) 465-3950
<http://www.EMSL.com> raleighlab@emsl.com

EMSL Order: 291501597
CustomerID: MATR63
CustomerPO:
ProjectID:

Attn: **John Pearson**
Matrix Health & Safety
2900 Yonkers Road, Suite B
Raleigh, NC 27604

Phone: (919) 833-2520
Fax: (919) 882-9926
Received: 03/26/15 9:00 AM
Analysis Date: 3/26/2015
Collected:

Project: **Building J VA**

**Test Report: Asbestos Analysis of Bulk Materials via EPA 600/R-93/116 Method using
Polarized Light Microscopy**

Sample	Description	Appearance	Non-Asbestos		Asbestos	
			% Fibrous	% Non-Fibrous	% Type	
3-1 291501597-0001	Mudded Fitting	Tan	5% Cellulose	37% Non-fibrous (other)	10% Amosite	
		Fibrous Heterogeneous	45% Min. Wool		3% Chrysotile	
3-2 291501597-0002	Mudded Fitting	Tan/Beige	40% Min. Wool	33% Non-fibrous (other)	2% Chrysotile	
		Fibrous Heterogeneous	5% Cellulose		20% Amosite	

Analyst(s)

Essie Spencer (2)

Essie Spencer, Laboratory Manager
or other approved signatory

EMSL maintains liability limited to cost of analysis. This report relates only to the samples reported and may not be reproduced, except in full, without written approval by EMSL. EMSL bears no responsibility for sample collection activities or analytical method limitations. Interpretation and use of test results are the responsibility of the client. This report must not be used by the client to claim product certification, approval, or endorsement by NVLAP, NIST or any agency of the federal government. Non-friable organically bound materials present a problem matrix and therefore EMSL recommends gravimetric reduction prior to analysis. Samples received in good condition unless otherwise noted. Estimated accuracy, precision and uncertainty data available upon request. Unless requested by the client, building materials manufactured with multiple layers (i.e. Insotium, wallboard, etc.) are reported as a single sample. Reporting limit is 1%.
Samples analyzed by EMSL Analytical, Inc. Morrisville, NC NVLAP Lab Code 200671-0, VA 3333 000278, WVA LT000296

Initial report from 03/26/2015 18:45:33

Test Report PLM-7.28.9 Printed: 3/26/2015 6:45:33 PM

THIS IS THE LAST PAGE OF THE REPORT.

1

SECTION 02 82 13.41

ASBESTOS ABATEMENT FOR TOTAL DEMOLITION PROJECTS

**Building No. 3
TABLE OF CONTENTS**

<u>TITLE</u>	PAGE
1.01 SUMMARY OF THE WORK.....	1
1.01.1 CONTRACT DOCUMENTS AND RELATED REQUIREMENTS.....	1
1.01.2 EXTENT OF WORK.....	1
1.01.3 RELATED WORK.....	3
1.01.4 TASKS.....	3
1.01.5 ABATEMENT CONTRACTOR USE OF PREMISES.....	4
1.02 STOP ABATEMENT ORDER.....	4
1.03 DEFINITIONS.....	5
1.03.1 GENERAL.....	5
1.03.2 GLOSSARY:.....	5
1.03.3 REFERENCED STANDARDS ORGANIZATIONS:.....	11
1.04 APPLICABLE CODES AND REGULATIONS.....	12
1.04.1 GENERAL APPLICABILITY OF CODES, REGULATIONS, AND STANDARDS:.....	12
1.04.2 ABATEMENT CONTRACTOR RESPONSIBILITY:.....	13
1.04.3 FEDERAL REQUIREMENTS:.....	13
1.04.4 STATE REQUIREMENTS:.....	13
1.04.5 LOCAL REQUIREMENTS:.....	14
1.04.6 PERMITS/LICENSES:.....	14
1.04.7 POSTING AND FILING OF REGULATIONS:.....	14
1.04.8 VA RESPONSIBILITIES:.....	14
1.04.9 SITE SECURITY.....	14
1.04.10 EMERGENCY ACTION PLAN AND ARRANGEMENTS.....	16
1.04.11 ACCIDENT PREVENTION.....	17
1.04.12 PRE-construction MEETING.....	18
1.05 ABATEMENT PROJECT COORDINATION.....	19
1.05.1 PERSONNEL.....	19
1.06 WORKER PROTECTION.....	20
1.06.1 TRAINING OF ABATEMENT PERSONNEL.....	20
1.06.2 PERSONAL PROTECTIVE EQUIPMENT.....	21
1.07 RESPIRATORY PROTECTION.....	21

Outpatient Care Building 17

Addendum No. 01

1.07.2 RESPIRATORY PROTECTION PROGRAM COORDINATOR.....	21
1.07.3 SELECTION AND USE OF RESPIRATORS.....	21
1.07.4 MINIMUM RESPIRATORY PROTECTION.....	22
1.07.6 RESPIRATOR FIT TEST.....	22
1.07.7 RESPIRATOR FIT CHECK.....	22
1.07.8 MAINTENANCE AND CARE OF RESPIRATORS:.....	22
1.07.9 SUPPLIED AIR SYSTEMS.....	22
1.08 WORKER PROTECTION.....	23
1.08.5 REGULATED AREA REQUIREMENTS.....	24
1.09 DECONTAMINATION FACILITIES.....	25
1.09.1 DESCRIPTION.....	25
1.09.3 TEMPORARY FACILITIES TO THE PDF and EWDF.....	25
1.09.3 PERSONNEL DECONTAMINATION FACILITY (PDF).....	26
1.09.5 EQUIPMENT/WASTE DECONTAMINATION FACILITY (EWDF).....	28
1.09.6 EQUIPMENT/WASTE DECONTAMINATION PROCEDURES:.....	29
PART 2 - PRODUCTS, MATERIALS AND EQUIPMENT.....	30
2.01 MATERIALS AND EQUIPMENT.....	30
2.01.1 GENERAL REQUIREMENTS (all abatement projects).....	30
2.01.2 NEGATIVE PRESSURE FILTRATION SYSTEM.....	31
2.01.3 DESIGN AND LAYOUT.....	32
2.01.4 NEGATIVE AIR MACHINES (HEPA UNITS).....	32
2.01.6 MONITORING.....	34
2.01.8 SUPPLEMENTAL MAKE-UP AIR INLETS.....	35
2.01.11 USE OF SYSTEM DURING ABATEMENT OPERATIONS.....	35
2.01.12 DISMANTLING THE SYSTEM.....	36
2.02 CONTAINMENT BARRIERS AND COVERINGS IN THE REGULATED AREA.....	36
2.02.1 GENERAL.....	36
2.02.2 PREPARATION PRIOR TO SEALING THE REGULATED AREA.....	36
2.02.3 CONTROLLING ACCESS TO THE REGULATED AREA.....	37
2.02.4 CRITICAL BARRIERS.....	37
2.02.5 PRIMARY BARRIERS.....	37
2.02.6 SECONDARY BARRIERS.....	38
2.02.7 EXTENSION OF THE REGULATED AREA.....	38
2.03 MONITORING, INSPECTION AND TESTING.....	38
2.03.1 GENERAL.....	38
2.03.2 SCOPE OF SERVICES OF THE VPIH CONSULTANT.....	40

2.03.3 MONITORING, INSPECTION AND TESTING BY CONTRACTOR CPIH/CIH.....	41
2.04 asbestos hazard abatement plan.....	42
2.05 SUBMITTALS.....	43
2.05.1 PRE-CONSTRUCTION MEETING SUBMITTALS.....	43
2.05.2 SUBMITTALS DURING ABATEMENT.....	46
2.05.3 SUBMITTALS AT COMPLETION OF ABATEMENT.....	46
PART 3 - EXECUTION.....	47
3.01 PRE-ABATEMENT ACTIVITIES.....	47
3.01.1 PRE-ABATEMENT MEETING.....	47
3.01.3 PRE-ABATEMENT CONSTRUCTION AND OPERATIONS.....	48
3.02 REGULATED AREA PREPARATIONS.....	48
3.03 CONTAINMENT COVERINGS FOR THE REGULATED AREA.....	49
3.03.3 CONTROLLING ACCESS TO THE REGULATED AREA.....	49
3.03.4 CRITICAL BARRIERS.....	50
3.03.5 PRIMARY/SECONDARY BARRIERS.....	50
3.03.6 EXTENSION OF THE REGULATED AREA.....	51
3.04 REMOVAL OF RACM AND ACE.....	51
3.04.1 WETTING MATERIALS.....	51
3.04.2 WET REMOVAL OF ACM OTHER THAN AMOSITE.....	51
3.04.3 WET REMOVAL OF AMOSITE.....	53
3.04.4 REMOVAL OF RACM CONTAMINATED SOIL AND OTHER SPECIAL PROCEDURES:.....	54
3.04.5 GLOVEBAG REMOVAL PROCEDURES.....	54
3.04.6 FLOOR TILE AND MASTIC REMOVAL.....	54
3.05 DISPOSAL OF RACM AND ACE WASTE MATERIALS.....	55
3.05.2 PROCEDURES.....	55
3.06 PROJECT DECONTAMINATION.....	56
3.06.1 GENERAL.....	56
3.06.3 WORK DESCRIPTION.....	56
3.06.4 PRE-DECONTAMINATION CONDITIONS.....	56
3.07 VISUAL INSPECTION AND AIR CLEARANCE TESTING.....	57
3.07.1 GENERAL.....	57
3.07.2 VISUAL INSPECTION.....	57
3.07.3 AIR CLEARANCE TESTING.....	57
3.07.4 AIR CLEARANCE PROCEDURES.....	58
3.07.5 CLEARANCE SAMPLING USING PCM.....	58
3.08 ABATEMENT CLOSEOUT AND CERTIFICATE OF COMPLIANCE.....	58

Outpatient Care Building 17

Addendum No. 01

3.08.1 COMPLETION OF ABATEMENT WORK.....	58
3.08.3 WORK SHIFTS.....	59
ATTACHMENT #1.....	60
ATTACHMENT #2.....	61
ATTACHMENT #3.....	63
ATTACHMENT #4.....	64

1.01 SUMMARY OF THE WORK

1.01.1 CONTRACT DOCUMENTS AND RELATED REQUIREMENTS

Drawings, general provisions of the contract, including general and supplementary conditions, Asbestos Abatement, Demolition, Accident Prevention (FAR 52.236-13) and other Division 01, GENERAL REQUIREMENTS specifications, shall apply to the work of this section. Prevailing wage requirements pursuant to the Davis-Bacon Act shall apply to this work. The contract documents show the work to be done under the contract and related requirements and conditions impacting the project. Related requirements and conditions include applicable codes and regulations, notices and permits, existing site conditions and restrictions on use of the site, coordination with other work and the phasing of the work. In the event the Abatement Contractor discovers a conflict in the contract documents and/or requirements or codes, the conflict must be brought to the immediate attention of the Contracting Officer for resolution. Whenever there is a conflict or overlap in the requirements, the most stringent shall apply.

Any actions taken by the Abatement Contractor without obtaining guidance from the Contracting Officer shall become the sole risk and responsibility of the Abatement Contractor.

1.01.2 EXTENT OF WORK

- A. This work will be asbestos abatement prior to the total demolition of the facility as indicated by the scope of work. RACM discovered during total demolition is also within the scope of this specification. The extent of the abatement is for informational purposes only and is based on the best information available at the time of the specification preparation. The Abatement Contractor shall satisfy themselves as to the extent of the work. Nothing in this section may be interpreted as limiting the extent of work otherwise required by this contract and related documents.

Removal, clean-up and disposal of ACM flooring and other non-friable materials in an appropriate regulated area in the following approximate quantities:

(135) Square Feet of non-friable asbestos-containing floor tile mastic removal and disposal. (Toilet Room 101, Kitchen Room 106, Toilet Room 108, Toilet Room 205 and Closet Room 208)

The contractor shall remove and dispose of multiple layers of non-asbestos flooring as regulated material in order to access and remove asbestos-containing black floor tile mastic. The contractor shall remove and dispose of black flooring mastic found beneath walls in the subject work areas.

(4) Square Feet of non-friable asbestos-containing sink mastic removal and disposal. (Kitchen Room 106)

(50) Linear Feet of non-friable original exterior round window caulking (1 Window) (Trace <1% Asbestos) and exterior door caulking (2 Doors) (Trace <1% Asbestos) removal and disposal.

Removal, clean-up and disposal of asbestos contaminated soil and asbestos/waste contaminated elements from crawlspace at original building footprint and crawlspace beneath front stair area in an appropriate regulated area for the following approximate quantities;

Crawlspace Work Area (Original Footprint) - 600 Square Feet

Crawlspace Work Area Beneath Front Stairs (Original Footprint) - 200 Square Feet

The abatement contractor shall remove and dispose of asbestos contaminated soil to hard pan and clean contaminated surfaces within the crawlspace work area prior to demolition. Demolition of flooring will be necessary to access crawlspace. Abatement of crawlspace soil will be performed utilizing full negative pressure containment. Following soil removal and cleaning operations within the crawlspace work area, the VPIH shall perform a visual inspection of the work area. If the visual inspection passes, the VPIH shall randomly collect soil samples in the crawlspace work area to determine if remaining asbestos fibers exist in the soil. Additional cleaning and soil excavation shall be at the expense of the abatement contractor in the event of a failed visual inspection or soil testing.

Removal, clean-up and disposal of asbestos-containing mudded pipe fittings from original building footprint in a full negative pressure containment for the following approximate quantities;

Mudded pipe fittings - 40 pipe fittings

Demolition of walls and ceilings will be necessary to find and access asbestos-containing pipe fittings.

- B. Removal, clean-up and disposal of regulated asbestos containing materials (RACM) and asbestos contaminated elements shall be conducted in approved regulated areas in all areas prior to the beginning of demolition. Any RACM discovered during demolition activity shall be cause for stopping the work. The Demolition Contractor's personnel shall attend an on-site training session related to the types of asbestos at the site and shall not disturb the ACM if found during their work.

No abatement work shall begin in any area unless the Abatement Contractor/Competent Person/VA Representative agreed that all asbestos work requirements as stipulated in the specification have been met. Attachment #4 must be filled out for each abatement area.

1.01.3 RELATED WORK

- A. Section 02 82 13.41, ASBESTOS ABATEMENT FOR TOTAL DEMOLITION PROJECTS.

1.01.4 TASKS

The work tasks are summarized briefly as follows:

- A. Asbestos abatement of RACM as required by EPA NESHAP prior to demolition. An EPA/State certified Project Designer must provide a site-specific specification for the asbestos abatement.
- B. Asbestos abatement and clean-up of the asbestos containing debris as indicated in the scope of work. Pre-abatement activities including pre-abatement meeting(s), inspection(s), notifications, permits, submittal approvals, work-site preparation/isolation, accident prevention, emergency procedures arrangements, and standard operating procedures for asbestos abatement work.
- C. Demolition activities including demolition, clean-up and disposal of building materials, record keeping, security, monitoring, and inspections conducted in accordance with all applicable laws and this

specification. A Demolition Plan, developed by a Professional Engineer, meeting the requirements of 29 CFR 1926.850(a) must be provided.

1.01.5 ABATEMENT CONTRACTOR USE OF PREMISES

- A. The Contractor and Contractor's personnel shall cooperate fully with the VA representative/consultant to facilitate efficient use of buildings and areas within buildings. The Contractor shall perform the work in accordance with the VA specifications, drawings, phasing plan and in compliance with any/all applicable Federal, State and Local regulations and requirements.
- B. The Contractor shall use the existing facilities in the building strictly within the limits indicated in contract documents as well as the approved VA Design and Construction Procedure. VA Design and Construction Procedure drawings of partially occupied buildings will show the limits of regulated areas; the placement of decontamination facilities; the temporary location of bagged waste ACM; the path of transport to outside the building; and the temporary waste storage area for each building/regulated area. Any variation from the arrangements shown on drawings shall be secured in writing from the VA representative through the pre-abatement plan of action.

1.02 STOP ABATEMENT ORDER

- A. If the Contracting Officer; their field representative; (the facility Safety Officer/Manager or their designee, or the VA Professional Industrial Hygienist/Certified Industrial Hygienist (VPIH/CIH) presents a verbal **Stop Asbestos Removal Order**, the Contractor/Personnel shall immediately stop all asbestos removal and maintain HEPA filtered negative pressure air flow in the containment and adequately wet any exposed ACM. If a verbal Stop Asbestos Removal Order is issued, the VA shall follow-up with a written order to the Contractor as soon as practicable. The Contractor shall not resume any asbestos removal activity until authorized to do so in writing by the VA Contracting Officer. A stop asbestos removal order may be issued at any time the VA Contracting Officer determines abatement conditions/activities are not within VA specification, regulatory requirements or that an imminent hazard exists to human health or the environment. Work stoppage will continue until conditions have been corrected to the satisfaction of the VA. Standby time and costs for corrective actions will be borne by the Contractor, including the VPIH/CIH time. The occurrence of any of

the following events shall be reported immediately by the Contractor's competent person to the VA Contracting Office or field representative using the most expeditious means (e.g., verbal or telephonic), followed up with written notification to the Contracting Officer as soon as it is practical. The Contractor shall immediately stop asbestos removal/disturbance activities and initiate fiber reduction activities:

- A. Airborne PCM analysis results equal to or greater than 0.01 f/cc outside a regulated area or >0.05 f/cc inside a regulated area;
- B. Breach or break in regulated area containment barrier(s);
- C. Less than -0.02" WCG pressure in the regulated area;
- D. Serious injury/death at the site;
- E. Fire/safety emergency at the site;
- F. Respiratory protection system failure;
- G. Power failure or loss of wetting agent; or
- H. Any visible emissions observed outside the regulated area.

1.03 DEFINITIONS

1.03.1 GENERAL

Definitions and explanations here are neither complete nor exclusive of all terms used in the contract documents, but are general for the work to the extent they are not stated more explicitly in another element of the contract documents. Drawings must be recognized as diagrammatic in nature and not completely descriptive of the requirements indicated therein.

1.03.2 GLOSSARY:

Abatement - Procedures to control fiber release from asbestos-containing materials. Includes removal, encapsulation, enclosure, demolition and renovation activities related to asbestos containing materials (ACM).

Aerosol - Solid or liquid particulate suspended in air.

Adequately wet - Sufficiently mixed or penetrated with liquid to prevent the release of particulates. If visible emissions are observed coming from the ACM, then that material has not been adequately wetted.

Aggressive method - Removal or disturbance of building material by sanding, abrading, grinding, or other method that breaks, crumbles, or disintegrates intact ACM.

Aggressive sampling - EPA AHERA defined clearance sampling method using air moving equipment such as fans and leaf blowers to aggressively disturb and maintain in the air residual fibers after abatement.

AHERA - Asbestos Hazard Emergency Response Act. Asbestos regulations for schools issued in 1987.

Aircell - Pipe or duct insulation made of corrugated cardboard which contains asbestos.

Air monitoring - The process of measuring the fiber content of a known volume of air collected over a specified period of time. The NIOSH 7400 Method, Issue 2 is used to determine the fiber levels in air. For personal samples and clearance air testing using Phase Contrast Microscopy (PCM) analysis. NIOSH Method 7402 can be used when it is necessary to confirm fibers counted by PCM as being asbestos. The AHERA TEM analysis may be used for background, area samples and clearance samples when required by this specification, or at the discretion of the VPIH/CIH as appropriate.

Air sample filter - The filter used to collect fibers which are then counted. The filter is made of mixed cellulose ester membrane for PCM (Phase Contrast Microscopy) and polycarbonate for TEM (Transmission Electron Microscopy)

Amended water - Water to which a surfactant (wetting agent) has been added to increase the penetrating ability of the liquid.

Asbestos - Includes chrysotile, amosite, crocidolite, tremolite asbestos, anthophyllite asbestos, actinolite asbestos, and any of these minerals that have been chemically treated or altered. Asbestos also includes PACM, as defined below.

Asbestos Hazard Abatement Plan (AHAP) - Asbestos work procedures required to be submitted by the contractor before work begins.

Asbestos-containing material (ACM) - Any material containing more than one percent of asbestos.

Asbestos contaminated elements (ACE) - Building elements such as ceilings, walls, lights, or ductwork that are contaminated with asbestos.

Asbestos-contaminated soil (ACS) - Soil found in the work area or in adjacent areas such as crawlspaces or pipe tunnels which is contaminated with asbestos-containing material debris and cannot be easily separated from the material.

Asbestos-containing waste (ACW) material - Asbestos-containing material or asbestos contaminated objects requiring disposal.

Asbestos Project Monitor - Some states require that any person conducting asbestos abatement clearance inspections and clearance air sampling be licensed as an asbestos project monitor.

Asbestos waste decontamination facility - A system consisting of drum/bag washing facilities and a temporary storage area for cleaned containers of asbestos waste. Used as the exit for waste and equipment leaving the regulated area. In an emergency, it may be used to evacuate personnel.

Authorized person - Any person authorized by the VA, the Contractor, or government agency and required by work duties to be present in regulated areas.

Authorized visitor - Any person approved by the VA; the contractor; or any government agency representative having jurisdiction over the regulated area (e.g., OSHA, Federal and State EPA0..

Barrier - Any surface the isolates the regulated area and inhibits fiber migration from the regulated area.

Containment Barrier - An airtight barrier consisting of walls, floors, and/or ceilings of sealed plastic sheeting which surrounds and seals the outer perimeter of the regulated area.

Critical Barrier - The barrier responsible for isolating the regulated area from adjacent spaces, typically constructed of plastic sheeting secured in place at openings such as doors, windows, or any other opening into the regulated area.

Primary Barrier - Plastic barriers placed over critical barriers and exposed directly to abatement work.

Secondary Barrier - Any additional plastic barriers used to isolate and provide protection from debris during abatement work.

Breathing zone - The hemisphere forward of the shoulders with a radius of about 150 - 225 mm (6 - 9 inches) from the worker's nose.

Bridging encapsulant - An encapsulant that forms a layer on the surface of the ACM.

Building/facility owner - The legal entity, including a lessee, which exercises control over management and recordkeeping functions relating to a building and/or facility in which asbestos activities take place.

Bulk testing - The collection and analysis of suspect asbestos containing materials.

Certified Industrial Hygienist (CIH) - A person certified in the comprehensive practice of industrial hygiene by the American Board of Industrial Hygiene.

Class I asbestos work - Activities involving the removal of Thermal System Insulation (TSI) and surfacing ACM and Presumed Asbestos Containing Material (PACM).

Class II asbestos work - Activities involving the removal of ACM which is not thermal system insulation or surfacing material. This includes, but is not limited to, the removal of asbestos-containing wallboard, floor tile and sheeting, roofing and siding shingles, and construction mastic.

Clean room/Changing room - An uncontaminated room having facilities for the storage of employee's street clothing and uncontaminated materials and equipment.

Clearance sample - The final air sample taken after all asbestos work has been done and visually inspected. Performed by the VA's professional industrial hygiene consultant/Certified Industrial Hygienist (VPIH/CIH).

Closely resemble - The major workplace conditions which have contributed to the levels of historic asbestos exposure, are no more protective than conditions of the current workplace.

Competent person - In addition to the definition in 29 CFR 1926.32(f), one who is capable of identifying existing asbestos hazards in the workplace and selecting the appropriate control strategy for asbestos exposure, who has the authority to take prompt corrective measures to eliminate them, as specified in 29 CFR 1926.32(f); in addition, for Class I and II work who is specially trained in a training course which meets the criteria of EPA's Model Accreditation Plan (40 CFR 763) for supervisor.

Contractor's Professional Industrial Hygienist (CPIH/CIH) - The asbestos abatement contractor's industrial hygienist. The industrial hygienist must meet the qualification requirements of a PIH and may be a certified industrial hygienist (CIH).

Count - Refers to the fiber count or the average number of fibers greater than five microns in length with a length-to-width (aspect) ratio of at least 3 to 1, per cubic centimeter of air.

Crawlspace - An area which can be found either in or adjacent to the work area. This area has limited access and egress and may contain asbestos materials and/or asbestos contaminated soil.

Decontamination area/unit - An enclosed area adjacent to and connected to the regulated area and consisting of an equipment room, shower room, and clean room, which is used for the decontamination of workers, materials, and equipment that are contaminated with asbestos.

Demolition - The wrecking or taking out of any load-supporting structural member and any related razing, removing, or stripping of asbestos products.

VA Total - means a building or substantial part of the building is completely removed, torn or knocked down, bulldozed, flattened, or razed, including removal of building debris.

Disposal bag - Typically 6 mil thick sift-proof, dustproof, leak-tight container used to package and transport asbestos waste from regulated areas to the approved landfill. Each bag/container must be labeled/marked in accordance with EPA, OSHA and DOT requirements.

Disturbance - Activities that disrupt the matrix of ACM or PACM, crumble or pulverize ACM or PACM, or generate visible debris from ACM or PACM. Disturbance includes cutting away small amounts of ACM or PACM, no greater than the amount that can be contained in one standard sized glove bag or waste bag in order to access a building component. In no event shall the amount of ACM or PACM so disturbed exceed that which can be contained in one glove bag or disposal bag which shall not exceed 60 inches in length or width.

Drum - A rigid, impermeable container made of cardboard fiber, plastic, or metal which can be sealed in order to be sift-proof, dustproof, and leak-tight.

Employee exposure - The exposure to airborne asbestos that would occur if the employee were not wearing respiratory protection equipment.

Encapsulant - A material that surrounds or embeds asbestos fibers in an adhesive matrix and prevents the release of fibers.

Encapsulation - Treating ACM with an encapsulant.

Enclosure - The construction of an air tight, impermeable, permanent barrier around ACM to control the release of asbestos fibers from the material and also eliminate access to the material.

Equipment room - A contaminated room located within the decontamination area that is supplied with impermeable bags or containers for the disposal of contaminated protective clothing and equipment.

Fiber - A particulate form of asbestos, 5 microns or longer, with a length to width (aspect) ratio of at least 3 to 1.

Fibers per cubic centimeter (f/cc) - Abbreviation for fibers per cubic centimeter, used to describe the level of asbestos fibers in air.

Filter - Media used in respirators, vacuums, or other machines to remove particulate from air.

Firestopping - Material used to close the open parts of a structure in order to prevent a fire from spreading.

Friable asbestos containing material - Any material containing more than one (1) percent or asbestos as determined using the method specified in appendix A, Subpart F, 40 CFR 763, section 1, Polarized Light Microscopy, that, when dry, can be crumbled, pulverized, or reduced to powder by hand pressure.

Glovebag - Not more than a 60 x 60 inch impervious plastic bag-like enclosure affixed around an asbestos-containing material, with glove-like appendages through which materials and tools may be handled.

High efficiency particulate air (HEPA) filter - An ASHRAE MERV 17 filter capable of trapping and retaining at least 99.97 percent of all mono-dispersed particles of 0.3 micrometers in diameter.

HEPA vacuum - Vacuum collection equipment equipped with a HEPA filter system capable of collecting and retaining asbestos fibers.

Homogeneous area - An area of surfacing, thermal system insulation or miscellaneous ACM that is uniform in color, texture and date of application.

HVAC - Heating, Ventilation and Air Conditioning

Industrial hygienist (IH) - A professional qualified by education, training, and experience to anticipate, recognize, evaluate and develop controls for occupational health hazards. Meets definition requirements of the American Industrial Hygiene Association (AIHA).

Industrial hygienist technician (IH Technician) - A person working under the direction of an IH or CIH who has special training, experience, certifications and licenses required for the industrial hygiene work assigned. Some states require that an industrial hygienist technician conducting asbestos abatement clearance inspection and clearance air sampling be licensed as an asbestos project monitor.

Intact - The ACM has not crumbled, been pulverized, or otherwise deteriorated so that the asbestos is no longer likely to be bound with its matrix.

Lockdown - Applying encapsulant, after a final visual inspection, on all abated surfaces at the conclusion of ACM removal prior to removal of critical barriers.

National Emission Standards for Hazardous Air Pollutants (NESHAP) - EPA's rule to control emissions of asbestos to the environment (40 CFR Part 61, Subpart M).

Negative initial exposure assessment - A demonstration by the employer which complies with the criteria in 29 CFR 1926.1101 (f)(2)(iii), that employee exposure during an operation is expected to be consistently below the PEL.

Negative pressure - Air pressure which is lower than the surrounding area, created by exhausting air from a sealed regulated area through HEPA equipped filtration units. OSHA requires maintaining -0.02" water column gauge inside the negative pressure enclosure.

Negative pressure respirator - A respirator in which the air pressure inside the facepiece is negative during inhalation relative to the air pressure outside the respirator facepiece.

Non-friable ACM - Material that contains more than 1 percent asbestos but cannot be crumbled, pulverized, or reduced to powder by hand pressure.

Organic vapor cartridge - The type of cartridge used on air purifying respirators to remove organic vapor hazardous air contaminants.

Outside air - The air outside buildings and structures, including, but not limited to, the air under a bridge or in an open ferry dock.

Owner/operator - Any person who owns, leases, operates, controls, or supervises the facility being demolished or renovated or any person who owns, leases, operates, controls, or supervises the demolition or renovation operation, or both.

Penetrating encapsulant - Encapsulant that is absorbed into the ACM matrix without leaving a surface layer.

Personal sampling/monitoring - Representative air samples obtained in the breathing zone for one or workers within the regulated area using a filter cassette and a calibrated air sampling pump to determine asbestos exposure.

Personal protective equipment (PPE) - equipment designed to protect user from injury and/or specific job hazard. Such equipment may include protective clothing, hard hats, safety glasses, and respirators.

Permissible exposure limit (PEL) - The level of exposure OSHA allows for an 8 hour time weighted average. For asbestos fibers, the eight (8) hour time weighted average PEL is 0.1 fibers per cubic centimeter (0.1

f/cc) of air and the 30-minute Excursion Limit is 1.0 fibers per cubic centimeter (1 f/cc).

Pipe tunnel - An area, typically located adjacent to mechanical spaces or boiler rooms in which the pipes servicing the heating system in the building are routed to allow the pipes to access heating elements. These areas may contain asbestos pipe insulation, asbestos fittings, or asbestos-contaminated soil.

Polarized light microscopy (PLM) - Light microscopy using dispersion staining techniques and refractive indices to identify and quantify the type(s) of asbestos present in a bulk sample.

Polyethylene sheeting - Strong plastic barrier material 4 to 6 mils thick, semi-transparent, flame retardant per NFPA 241.

Positive/negative fit check - A method of verifying the seal of a facepiece respirator by temporarily occluding the filters and breathing in (inhaling) and then temporarily occluding the exhalation valve and breathing out (exhaling) while checking for inward or outward leakage of the respirator respectively.

Presumed ACM (PACM) - Thermal system insulation, surfacing, and flooring material installed in buildings prior to 1981. If the building owner has actual knowledge, or should have known through the exercise of due diligence that other materials are ACM, they too must be treated as PACM. The designation of PACM may be rebutted pursuant to 29 CFR 1926.1101 (b).

Professional IH - An IH who meets the definition requirements of AIHA; meets the definition requirements of OSHA as a "Competent Person" at 29 CFR 1926.1101 (b); has completed two specialized EPA approved courses on management and supervision of asbestos abatement projects; has formal training in respiratory protection and waste disposal; and has a minimum of four projects of similar complexity with this project of which at least three projects serving as the supervisory IH. The PIH may be either the VA's PIH (VPIH) or Contractor's PIH (CPIH/CIH).

Project designer - A person who has successfully completed the training requirements for an asbestos abatement project designer as required by 40 CFR 763 Appendix C, Part I; (B)(5).

Assigned Protection factor - A value assigned by OSHA/NIOSH to indicate the expected protection provided by each respirator class, when the respirator is properly selected and worn correctly. The number indicates the reduction of exposure level from outside to inside the respirator facepiece.

Qualitative fit test (QLFT) - A fit test using a challenge material that can be sensed by the wearer if leakage in the respirator occurs.

Quantitative fit test (QNFT) - A fit test using a challenge material which is quantified outside and inside the respirator thus allowing the determination of the actual fit factor.

Regulated area - An area established by the employer to demarcate where Class I, II, III asbestos work is conducted, and any adjoining area where debris and waste from such asbestos work may accumulate; and a work area within which airborne concentrations of asbestos exceed, or there is a reasonable possibility they may exceed the PEL.

Regulated ACM (RACM) - Friable ACM; Category I non-friable ACM that has become friable; Category I non-friable ACM that will be or has been subjected to sanding, grinding, cutting, or abrading or; Category II non-friable ACM that has a high probability of becoming or has become crumbled, pulverized, or reduced to powder by the forces expected to act on the material in the course of the demolition or renovation operation.

Removal - All operations where ACM, PACM and/or RACM is taken out or stripped from structures or substrates, including demolition operations.

Renovation - Altering a facility or one or more facility components in any way, including the stripping or removal of asbestos from a facility component which does not involve demolition activity.

Repair - Overhauling, rebuilding, reconstructing, or reconditioning of structures or substrates, including encapsulation or other repair of ACM or PACM attached to structures or substrates.

Shower room - The portion of the PDF where personnel shower before leaving the regulated area.

Supplied air respirator (SAR) - A respiratory protection system that supplies minimum Grade D respirable air per ANSI/Compressed Gas Association Commodity Specification for Air, G-7.1-1989.

Surfacing ACM - A material containing more than 1 percent asbestos that is sprayed, troweled on or otherwise applied to surfaces for acoustical, fireproofing and other purposes.

Surfactant - A chemical added to water to decrease water's surface tension thus making it more penetrating into ACM.

Thermal system ACM - A material containing more than 1 percent asbestos applied to pipes, fittings, boilers, breeching, tanks, ducts, or other structural components to prevent heat loss or gain.

Transmission electron microscopy (TEM) - A microscopy method that can identify and count asbestos fibers.

VA Professional Industrial Hygienist (VPIH/CIH) - The Department of Veterans Affairs Professional Industrial Hygienist must meet the qualifications of a PIH, and may be a Certified Industrial Hygienist (CIH).

VA Representative - The VA official responsible for on-going project work.

Visible emissions - Any emissions, which are visually detectable without the aid of instruments, coming from ACM/PACM/RACM/ACS or ACM waste material.

Waste/Equipment decontamination facility (W/EDF) - The area in which equipment is decontaminated before removal from the regulated area.

Waste generator - Any owner or operator whose act or process produces asbestos-containing waste material.

Waste shipment record - The shipping document, required to be originated and signed by the waste generator, used to track and substantiate the disposition of asbestos-containing waste material.

Wet cleaning - The process of thoroughly eliminating, by wet methods, any asbestos contamination from surfaces or objects.

1.03.3 REFERENCED STANDARDS ORGANIZATIONS:

The following acronyms or abbreviations as referenced in contract/specification documents are defined to mean the associated names. Names and addresses may be subject to change.

- A. VA Department of Veterans Affairs
810 Vermont Avenue, NW
Washington, DC 20420
- B. CFR Code of Federal Regulations
Government Printing Office
Washington, DC 20420

- C. EPA Environmental Protection Agency
401 M St., SW
Washington, DC 20460
202-382-3949
- D. MIL-STD Military Standards/Standardization Division
Office of the Assistant Secretary of Defense
Washington, DC 20420
- E. NEC National Electrical Code (by NFPA)
- F. NEMA National Electrical Manufacturer's Association
2101 L Street, N.W.
Washington, DC 20037
- G. NFPA National Fire Protection Association
1 Batterymarch Park
P.O. Box 9101
Quincy, MA 02269-9101
800-344-3555
- H. OSHA Occupational Safety and Health Administration
U.S. Department of Labor
Government Printing Office
Washington, DC 20402
- I. DOT Department of Transportation
Washington, DC 20590

1.04 APPLICABLE CODES AND REGULATIONS

1.04.1 GENERAL APPLICABILITY OF CODES, REGULATIONS, AND STANDARDS:

- A. All work under this contract shall be done in strict accordance with all applicable Federal, State, and local regulations, standards and codes governing asbestos abatement, and any other trade work done in conjunction with the abatement. All applicable codes, regulations and standards are adopted into this specification and will have the same force and effect as this specification.
- B. The most recent edition of any relevant regulation, standard, document or code shall be in effect. Where conflict among the requirements or with these specification exists, the most stringent requirement(s) shall be utilized.
- C. Copies of all standards, regulations, codes and other applicable documents, including this specification and those listed in Section 1.5 shall be available at the worksite in the Abatement Contractor's office area/clean room.

1.04.2 ABATEMENT CONTRACTOR RESPONSIBILITY:

The Asbestos Abatement Contractor (Contractor) shall assume full responsibility and liability for compliance with all applicable Federal, State and Local regulations related to any and all aspects of the asbestos abatement project. The Contractor is responsible for providing and maintaining training, accreditations, medical exams, medical records, personal protective equipment (PPE) including respiratory protection including respirator fit testing, as required by applicable Federal, State and Local regulations. The Contractor shall hold the VA and VPIH/CIH consultants harmless for any Contractor's failure to comply with any applicable work, packaging, transporting, disposal, safety, health, or environmental requirement on the part of himself, his employees, or his subcontractors. The Contractor will incur all costs of the CPIH/CIH, including all sampling/analytical costs to assure compliance with OSHA/EPA/State requirements related to failure to comply with the regulations applicable to the work.

1.04.3 FEDERAL REQUIREMENTS:

Federal requirements which govern various aspects of asbestos abatement include, but are not limited to, the following regulations:

A. Occupational Safety and Health Administration (OSHA)

1. Title 29 CFR 1926 - Construction Standard Requirements - Demolition Work
2. Title 29 CFR 1910.38(a);(b) - Emergency Action Plan
3. Title 29 CFR 1910.132 - Personal Protective Equipment
4. Title 29 CFR 1910.20 - Access to Employee Exposure and Medical Records
5. Title 29 CFR 1910.1200 - Hazard Communication
6. Title 29 CFR 1910.151 - Medical and First Aid

B. Environmental Protection Agency (EPA)

1. Title 40 CFR 61 Subpart A and M (Revised Subpart B) - National Emission Standard for Hazardous Air Pollutants - Asbestos.
2. Title 40 CFR 763 - Asbestos Hazard Emergency Response Act (AHERA) and Asbestos School Hazard Abatement Reauthorization Act (ASHARA).

1.04.4 STATE REQUIREMENTS:

State requirements that apply to the asbestos abatement work, disposal, clearance, etc., include, but are not limited to, the following:

The following regulations published by North Carolina state agencies:

1. North Carolina Asbestos Hazard Management Program Rules as adopted by 15A NCAC 19C .0600.
2. "North Carolina Occupational Safety and Health Standards for the Construction Industry," 29 CFR Part 1926 as adopted by T13 NCAC 07F .0201, and shipyard T13:07F.0500.
3. North Carolina General Statutes, Chapter 95, 97, 130.

1.04.5 LOCAL REQUIREMENTS:

If local requirements are more stringent than federal or state standards, the local standards are to be followed.

1.04.6 PERMITS/LICENSES:

The Abatement Contractor shall apply for and have on-site all required permits and licenses to perform abatement work as required by Federal, State, and Local regulations.

1.04.7 POSTING AND FILING OF REGULATIONS:

Maintain one (1) copy of all applicable federal, state, and local regulations. The regulations will be kept in the Abatement Contractor's office for access. If required, the Contractor shall comply with all applicable State licensing requirements.

1.04.8 VA RESPONSIBILITIES:

Prior to commencement of work:

- A. Notify occupants adjacent to regulated areas of project dates and requirements for relocation, if needed. Arrangements must be made prior to starting work for relocation of desks, files, equipment, and personal possessions to avoid unauthorized access into the regulated area. **Note: Notification of adjacent personnel is required by OSHA in 29 CFR 1926.1101 (k) to prevent unnecessary or unauthorized access to the regulated area.**
- B. Submit to the Contractor results of background air sampling; including location of samples, person who collected the samples, equipment utilized, calibration data and method of analysis. During abatement, submit to the Contractor, results of bulk material analysis and air sampling data collected during the course of the abatement. This information shall not release the Contractor from any responsibility for OSHA compliance.

1.04.9 SITE SECURITY

- A. Regulated area access is to be restricted only to authorized, trained/accredited and protected personnel. These may include the Contractor's employees, employees of Subcontractors, VA employees and

representatives, State and local inspectors, and any other designated individuals. A list of authorized personnel shall be established prior to commencing the project and be posted in the clean room of the decontamination unit.

- B. Entry into the regulated area by unauthorized individuals shall be reported immediately to the Competent Person by anyone observing the entry. The Competent Person shall immediately require any unauthorized person to leave the regulated area and then notify the VA Contracting Officer or VA Representative using the most expeditious means.
- C. A log book shall be maintained in the clean room of the decontamination unit. Anyone who enters the regulated area must record their name, affiliation, time in, and time out for each entry.
- D. Access to the regulated area shall be through a single decontamination unit. All other access (doors, windows, hallways, etc.) shall be sealed or locked to prevent entry to or exit from the regulated area. The only exceptions for this requirement are the waste/equipment load-out area which shall be sealed except during the removal of containerized asbestos waste from the regulated area, and emergency exits. Emergency exits shall not be locked from the inside; however, they shall be sealed with poly sheeting and taped until needed. In any situation where exposure to high temperatures which may result in a flame hazard, fire retardant poly sheeting must be used.
- E. The Contractor's Competent Person shall control site security during abatement operations in order to isolate work in progress and protect adjacent personnel. A 24 hour security system shall be provided at the entrance to the regulated area to assure that all entrants are logged in/out and that only authorized personnel are allowed entrance.
- F. The Contractor will have the VA's assistance in notifying adjacent personnel of the presence, location and quantity of ACM in the regulated area and enforcement of restricted access by the VA's employees.
- G. The regulated area shall be locked during non-working hours and secured by VA Representative or Competent Person. The VA Police should be informed of asbestos abatement regulated areas to provide security checks during facility rounds and emergency response.

1.04.10 EMERGENCY ACTION PLAN AND ARRANGEMENTS

- A. An Emergency Action Plan shall be developed by prior to commencing abatement activities and shall be agreed to by the Contractor and the VA. The Plan shall meet the requirements of 29 CFR 1910.38 (a); (b).
- B. Emergency procedures shall be in written form and prominently posted in the clean room and equipment room of the decontamination unit. Everyone, prior to entering the regulated area, must read and sign these procedures to acknowledge understanding of the regulated area layout, location of emergency exits and emergency procedures.
- C. Emergency planning shall include written notification of police, fire, and emergency medical personnel of planned abatement activities; work schedule; layout of regulated area; and access to the regulated area, particularly barriers that may affect response capabilities.
- D. Emergency planning shall include consideration of fire, explosion, hazardous atmospheres, electrical hazards, slips/trips and falls, confined spaces, and heat stress illness. Written procedures for response to emergency situations shall be developed and employee training in procedures shall be provided.
- E. Employees shall be trained in regulated area/site evacuation procedures in the event of workplace emergencies.
 - 1. For non life-threatening situations - employees injured or otherwise incapacitated shall decontaminate following normal procedures with assistance from fellow workers, if necessary, before exiting the regulated area to obtain proper medical treatment.
 - 2. For life-threatening injury or illness, worker decontamination shall take least priority after measures to stabilize the injured worker, remove them from the regulated area, and secure proper medical treatment.
- F. Telephone numbers of any/all emergency response personnel shall be prominently posted in the clean room, along with the location of the nearest telephone.
- G. The Contractor shall provide verification of first aid/CPR training for personnel responsible for providing first aid/CPR. OSHA requires medical assistance within 3-4 minutes of a life-threatening injury/illness. Bloodborne Pathogen training shall also be verified for those personnel required to provide first aid/CPR.

H. The Emergency Action Plan shall provide for a Contingency Plan in the event that an incident occurs that may require the modification of the standard operating procedures during abatement. Such incidents include, but are not limited to, fire; accident; power failure; negative pressure failure; and supplied air system failure. The Contractor shall detail procedures to be followed in the event of an incident assuring that asbestos abatement work is stopped and wetting is continued until correction of the problem.

1.04.11 ACCIDENT PREVENTION

- A. The Abatement Contractor shall provide and maintain a work environment and procedures which will safeguard the public and VA staff personnel, property, materials, supplies, and equipment which may be adjacent to the Abatement Contractor's regulated areas. The Abatement Contractor will avoid interruptions of VA operations so the project will be completed on schedule.
- B. While performing abatement activities, the Abatement Contractor shall provide all/any required safety barricades, signs, and signal lights. The Abatement Contractor shall comply with all applicable standards related to abatement operations as mandated by OSHA/EPA/State Standards. The Abatement Contractor shall provide a copy of and comply with the pertinent provisions of the latest version of the U.S. Army Corps of Engineers Safety and Health Requirements Manual, EM 385-1-1.
- C. Whenever the Contracting Officer (CO) becomes aware of any noncompliance with these requirements or any condition which poses a serious or imminent danger to the health or safety of the public or VA patients/personnel, the CO shall notify the Abatement Contractor's Competent Person orally, with written confirmation and request immediate corrective action(s) be taken to abate the noncompliant condition. This notice, when delivered to the Abatement Contractor or the Contractor's representative, shall be deemed sufficient notice of noncompliance and that corrective action is required. The Abatement Contractor shall take corrective action immediately upon receipt of the oral/written notice.

If the Abatement Contractor fails or refuse to promptly take corrective action, the CO has the option to issue an order to stop all or part of the work until correction actions have been taken. The Abatement Contractor shall have no entitlement to any equitable adjustment of the

contract price or extension of the performance schedule based on any stop work order issued under this clause.

- D. The Abatement Contractor shall include the provisions of 1.4.11 in any subcontractor agreement.
- E. The Abatement Contractor shall submit a written plan for implementing 1.4.11. The plan shall include an analysis of any significant hazards to life, limb, and property inherent to abatement work and a plan for controlling these hazards.
- F. The Resident Engineer or other designated VA employee, if designated by the CO, shall serve as the Safety Officer and has authority to enforce the Accident Prevention requirements.

1.04.12 PRE-CONSTRUCTION MEETING

Prior to commencing the work, the Contractor shall meet with the VA Certified Industrial Hygienist (VPCIH) to present and review, as appropriate, the items following this paragraph. The Contractor's Competent Person(s) who will be on-site shall participate in the pre-start meeting. The pre-start meeting is to discuss and determine procedures to be used during the project. At this meeting, the Contractor shall provide:

- A. Proof of Contractor licensing.
- B. Proof the Competent Person(s) is trained and accredited and approved for working in this State. Verification of the experience of the Competent Person(s) shall also be presented.
- C. A list of all workers who will participate in the project, including experience and verification of training and accreditation.
- D. A list of and verification of training for all personnel who have current first-aid/CPR training. A minimum of one person per shift must have adequate training.
- E. Current medical written opinions for all personnel working on-site meeting the requirements of 29 CFR 1926.1101 (m).
- F. Current fit-tests for all personnel wearing respirators on-site meeting the requirements of 29 CFR 1926.1101 (h) and Appendix C.
- G. A copy of the Contractor's Asbestos Hazard Abatement Plan. In these procedures, the following information must be detailed, specific for this project.
 - 1. Regulated area preparation procedures;

2. Notification requirements procedure of Contractor as required in 29 CFR 1926.1101 (d);
 3. Decontamination area set-up/layout and decontamination procedures for employees;
 4. Abatement methods/procedures and equipment to be used; and
 5. Personal protective equipment to be used.
- H. At this meeting the Contractor shall provide all submittals as required.
- I. Procedures for handling, packaging and disposal of asbestos waste.
- J. Emergency Action Plan and Contingency Plan Procedures.

1.05 ABATEMENT PROJECT COORDINATION

Following are the minimum personnel necessary for coordination of the abatement work.

1.05.1 PERSONNEL

- A. Administrative and supervisory personnel shall consist of a qualified Competent Person(s) as defined by OSHA in the Construction Standards and the Asbestos Construction Standard; Contractor Professional Industrial Hygienist and Industrial Hygiene Technicians. These employees are the Contractor's representatives responsible for compliance with these specifications and all other applicable requirements.
- B. Non-supervisory personnel shall consist of an adequate number of qualified personnel to meet the schedule requirements of the project. Personnel shall meet required qualifications. Personnel utilized on-site shall be pre-approved by the VA representative. A request for approval shall be submitted for any person to be employed during the project giving the person's name; social security number; qualifications; accreditation card with color picture; Certificate of Worker's Acknowledgment; and Affidavit of Medical Surveillance and Respiratory Protection and current Respirator Fit Test.
- C. Minimum qualifications for Contractor and assigned personnel are:
1. The Contractor has conducted within the last three (3) years, three (3) projects of similar complexity and dollar value as this project; has not been cited and penalized for serious violations of federal (and state as applicable) EPA and OSHA asbestos regulations in the past three (3) years; has adequate liability/occurrence insurance for asbestos work as required by the state; is licensed in

- applicable states; has adequate and qualified personnel available to complete the work; has comprehensive standard operating procedures for asbestos work; has adequate materials, equipment and supplies to perform the work.
2. The Competent Person has four (4) years of abatement experience of which two (2) years were as the Competent Person on the project; meets the OSHA definition of a Competent Person; has been the Competent Person on two (2) projects of similar size and complexity as this project within the past three (3) years; has completed EPA AHERA/OSHA/State/Local training requirements/accreditation(s) and refreshers; and has all required OSHA documentation related to medical and respiratory protection.
 3. The Contractor Professional Industrial Hygienist/CIH (CPIH/CIH) shall have five (5) years of monitoring experience and supervision of asbestos abatement projects; has participated as senior IH on five (5) abatement projects, three (3) of which are similar in size and complexity as this project; has developed at least one complete standard operating procedure for asbestos abatement; has trained abatement personnel for three (3) years; has specialized EPA AHERA/OSHA training in asbestos abatement management, respiratory protection, waste disposal and asbestos inspection; has completed the NIOSH 582 Course or equivalent, Contractor/Supervisor course; and has appropriate medical/respiratory protection records/documentation.
 4. The Abatement Personnel shall have completed the EPA AHERA/OSHA abatement worker course; have training on the standard operating procedures of the Contractor; has one year of asbestos abatement experience within the past three (3) years of similar size and complexity; has applicable medical and respiratory protection documentation; has certificate of training/current refresher and State accreditation/license.

All personnel should be in compliance with OSHA construction safety training as applicable and submit certification.

1.06 WORKER PROTECTION

1.06.1 TRAINING OF ABATEMENT PERSONNEL

Prior to beginning any abatement activity, all personnel shall be trained in accordance with OSHA 29 CFR 1926.1101 (k)(9) and any

additional State/Local requirements. Training must include, at a minimum, the elements listed at 29 CFR 1926.1101 (k)(9)(viii). Training shall have been conducted by a third party, EPA/State approved trainer meeting the requirements of EPA 40 CFR 763 Appendix C (AHERA MAP). Initial training certificates and current refresher and accreditation proof must be submitted for each person working at the site. The OSHA Construction Safety 10 Hour course shall be required for all on-site contractors' personnel.

1.06.2 PERSONAL PROTECTIVE EQUIPMENT

Provide, at a minimum, steel toe boots, hard hats, safety glasses, protective clothing, respiratory protection and any other personal protective equipment as determined by conducting the hazard assessment required by OSHA at 29 CFR 1910.132 (d). A copy of the hazard assessment shall be provided to the VPIH. The Competent Person and CPIH shall ensure the provision of and the integrity of personal protective equipment worn for the duration of the project.

1.07 RESPIRATORY PROTECTION

1.07.1 GENERAL - RESPIRATORY PROTECTION PROGRAM

The Contractor shall develop and implement a written Respiratory Protection Program (RPP) which is in compliance with the January 8, 1998 OSHA requirements found at 29 CFR 1926.1101 and 29 CFR 1910.Subpart I;134. ANSI Standard Z88.2-1992 provides excellent guidance for developing a respiratory protection program. All respirators used must be NIOSH approved for asbestos abatement activities. The written RPP shall, at a minimum, contain the basic requirements found at 29 CFR 1910.134 (c)(1)(i - ix) - Respiratory Protection Program.

1.07.2 RESPIRATORY PROTECTION PROGRAM COORDINATOR

The Respiratory Protection Program Coordinator (RPPC) must be identified and shall have two (2) years experience coordinating RPP of similar size and complexity. The RPPC must submit a signed statement attesting to the fact that the program meets the above requirements.

1.07.3 SELECTION AND USE OF RESPIRATORS

The procedure for the selection and use of respirators must be submitted to the VA as part of the Contractor's qualifications. The procedure must be written clearly enough for workers to understand. A copy of the Respiratory Protection Program must be available in the clean room

of the decontamination unit for reference by employees or authorized visitors.

1.07.4 MINIMUM RESPIRATORY PROTECTION

Minimum respiratory protection shall be a full face powered air purifying respirator when fiber levels are maintained consistently at or below 0.5 f/cc. A higher level of respiratory protection may be provided or required, depending on fiber levels. Respirator selection shall meet the requirements of 29 CFR 1926.1101 (h); Table 1, except as indicated in this paragraph. Abatement personnel must have a respirator for their exclusive use.

1.07.5 MEDICAL WRITTEN OPINION

No employee shall be allowed to wear a respirator unless a physician or other licensed health care professional has provided a written determination they are medically qualified to wear the class of respirator to be used on the project while wearing whole body impermeable garments and subjected to heat or cold stress.

1.07.6 RESPIRATOR FIT TEST

All personnel wearing respirators shall have a current qualitative/quantitative fit test which was conducted in accordance with 29 CFR 1910.134 (f) and Appendix A. Quantitative fit tests shall be done for PAPR's which have been put into a motor/blower failure mode

1.07.7 RESPIRATOR FIT CHECK

The Competent Person shall assure that the positive/negative pressure user seal check is done each time the respirator is donned by an employee. Head coverings must cover respirator head straps. Any situation that prevents an effective facepiece to face seal as evidenced by failure of a user seal check shall preclude that person from wearing a respirator inside the regulated area until resolution of the problem.

1.07.8 MAINTENANCE AND CARE OF RESPIRATORS:

The Respiratory Protection Program Coordinator shall submit evidence and documentation showing compliance with 29 CFR 1910.134 (h) Maintenance and care of respirators.

1.07.9 SUPPLIED AIR SYSTEMS

If a supplied air system is used, the system shall meet all requirements of 29 CFR 1910.134 and the ANSI/Compressed Gas Association (CGA) Commodity Specification for Air current requirements for Type 1 -

Grade D breathing air. Low pressure systems are not allowed to be used on asbestos abatement projects. Supplied Air respirator use shall be in accordance with EPA/NIOSH publication EPA-560-OPTS-86-001 "A Guide to Respiratory Protection for the Asbestos Abatement Industry". The competent person on site will be responsible for the supplied air system to ensure the safety of the worker.

1.08 WORKER PROTECTION

1.08.1 MEDICAL EXAMINATIONS

Medical examinations meeting the requirements of 29 CFR 1926.1101 (m) shall be provided for all personnel working in the regulated area, regardless of exposure levels. A current physician's written opinion as required by 29 CFR 1926.1101 (m)(4) shall be provided for each person and shall include in the medical opinion the person has been evaluated for working in a heat and cold stress environment while wearing personal protective equipment (PPE) and is able to perform the work without risk of material health impairment.

1.08.2 PROTECTIVE CLOTHING

Provide boots, booties, hard hats, goggles, clothing, respirators and any other personal protective equipment as determined by conducting the hazard assessment required by OSHA at 29 CFR 1910.132 (d). Provide all personnel entering the regulated area with disposable full body coveralls, disposable head covering, and 18 inch boot coverings. The Competent Person shall ensure the integrity of personal protective equipment worn for the duration of the project. Provide plastic/rubber disposable gloves for hand protection. Cloth type gloves may be worn under plastic/rubber gloves, but cannot be used alone. Duct tape shall be used to secure all suit sleeves to wrists and to secure foot coverings at the ankle. Worker protection shall meet the most stringent requirement.

1.08.3 REGULATED AREA ENTRY PROCEDURE

The Competent Person shall ensure that each time workers enter the regulated area; they remove ALL street clothes in the clean room of the decontamination unit and put on new disposable coveralls, head coverings, a clean respirator, and then proceed through the shower room to the equipment room where they put on non-disposable required personal protective equipment.

1.08.4 DECONTAMINATION PROCEDURE

The Competent Person shall require all personnel to adhere to following decontamination procedures whenever they leave the regulated area.

- A. When exiting the regulated area, remove disposable coveralls, and ALL other clothes, disposable head coverings, and foot coverings or boots in the equipment room.
- B. Still wearing the respirator and completely naked, proceed to the shower. Showering is MANDATORY. Care must be taken to follow reasonable procedures in removing the respirator to avoid inhaling asbestos fibers while showering. The following procedure is required as a minimum:
 1. Thoroughly wet body including hair and face. If using a PAPR hold blower above head to keep filters dry.
 2. With respirator still in place, thoroughly decontaminate body, hair, respirator face piece, and all other parts of the respirator except the blower and battery pack on a PAPR. Pay particular attention to cleaning the seal between the face and respirator facepiece and under the respirator straps.
 3. Take a deep breath, hold it and/or exhale slowly, completely wetting hair, face, and respirator. While still holding breath, remove the respirator and hold it away from the face before starting to breathe.
- C. Carefully decontaminate the facepiece of the respirator inside and out. If using a PAPR, shut down using the following sequence: a) first cap inlets to filters; b) turn blower off to keep debris collected on the inlet side of the filter from dislodging and contaminating the outside of the unit; c) thoroughly decontaminate blower and hoses; d) carefully decontaminate battery pack with a wet rag being cautious of getting water in the battery pack thus preventing destruction. **(THIS PROCEDURE IS NOT A SUBSTITUTE FOR RESPIRATOR CLEANING!)**.
- D. Shower and wash body completely with soap and water. Rinse thoroughly.
- E. Rinse shower room walls and floor to drain prior to exiting.
- F. Proceed from shower to clean room; dry off and change into street clothes or into new disposable work clothing.

1.08.5 REGULATED AREA REQUIREMENTS

The Competent Person shall meet all requirements of 29 CFR 1926.1101 (o) and assure that all requirements for regulated areas at 29 CFR 1926.1101 (e) are met. All personnel in the regulated area shall not be

allowed to eat, drink, smoke, chew tobacco or gum, apply cosmetics, or in any way interfere with the fit of their respirator.

1.09 DECONTAMINATION FACILITIES

1.09.1 DESCRIPTION

Provide each regulated area with separate personnel (PDF) and equipment/waste decontamination facilities (EWDF). Ensure that the PDF are the only means of ingress and egress to the regulated area and that all equipment, bagged waste, and other material exit the regulated area only through the EWDF. Separate shower facilities must be provided for males/females as per OSHA requirements. See OSHA 29 CFR 1926.1101, Appendix F.

1.09.2 GENERAL REQUIREMENTS

All personnel entering or exiting a regulated area must go through the PDF and shall follow the requirements at 29 CFR 1926.1101 (j)(1) and these specifications. All waste, equipment and contaminated materials must exit the regulated area through the W/EDF and be decontaminated in accordance with these specifications. Walls and ceilings of the PDF and W/EDF must be constructed of a minimum of 3 layers of 6 mil opaque fire retardant polyethylene sheeting and be securely attached to existing building components and/or an adequate temporary framework. A minimum of 3 layers of 6 mil poly shall also be used to cover the floor under the PDF and W/EDF units. Construct doors so that they overlap and secure to adjacent surfaces. Weight inner doorway sheets with layers of duct tape so that they close quickly after release. Put arrows on sheets so they show direction of travel and overlap. If the building adjacent area is occupied, construct a solid barrier on the occupied side(s) to protect the sheeting and reduce potential for non-authorized personnel entering the regulated area.

1.09.3 TEMPORARY FACILITIES TO THE PDF AND EWDF

The Competent Person shall provide temporary water service connections to the PDF and W/EDF. Backflow prevention must be provided at the point of connection to the VA system. Water supply must be of adequate pressure and meet requirements of 29 CFR 1910.141(d)(3). Provide adequate temporary overhead electric power with ground fault circuit interruption (GFCI) protection. Provide a sub-panel equipped with GFCI protection for all temporary power in the clean room. Provide adequate lighting to provide a minimum of 50 foot candles in the PDF and W/EDF.

Provide temporary heat, if needed, to maintain 70°F throughout the PDF and W/EDF.

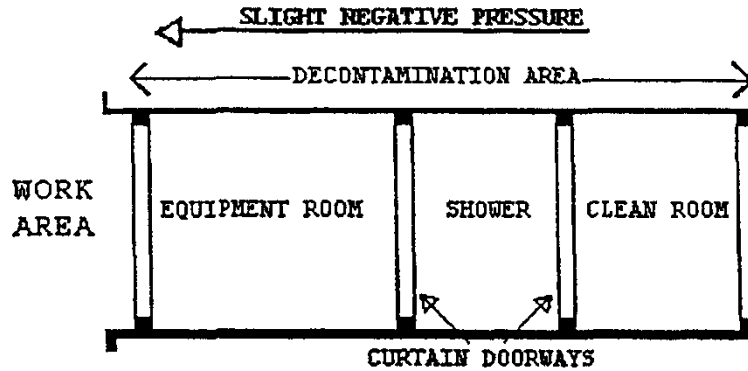
1.09.3 PERSONNEL DECONTAMINATION FACILITY (PDF)

The Competent Person shall provide a PDF consisting of shower room which is contiguous to a clean room and equipment room which is connected to the regulated area. The PDF must be sized to accommodate the number of personnel scheduled for the project. The shower room, located in the center of the PDF, shall be fitted with as many portable showers as necessary to insure all employees can complete the entire decontamination procedure within 15 minutes. The PDF shall be constructed of opaque poly for privacy. The PDF shall be constructed to eliminate any parallel routes of egress without showering.

1. Clean Room: The clean room must be physically and visually separated from the rest of the building to protect the privacy of personnel changing clothes. The clean room shall be constructed of at least 3 layers of 6 mil opaque fire retardant poly to provide an air tight room. Provide a minimum of 2 - 900 mm (3 foot) wide 6 mil poly opaque fire retardant doorways. One doorway shall be the entry from outside the PDF and the second doorway shall be to the shower room of the PDF. The floor of the clean room shall be maintained in a clean, dry condition. Shower overflow shall not be allowed into the clean room. Provide 1 storage locker per person. A portable fire extinguisher, minimum 10 pounds capacity, Type ABC, shall be provided in accordance with OSHA and NFPA Standard 10. All persons entering the regulated area shall remove all street clothing in the clean room and dress in disposable protective clothing and respiratory protection. Any person entering the clean room does so either from the outside with street clothing on or is coming from the shower room completely naked and thoroughly washed. Females required to enter the regulated area shall be ensured of their privacy throughout the entry/exit process by posting guards at both entry points to the PDF so no male can enter or exit the PDF during her stay in the PDF.
2. Shower Room: The Competent Person shall assure that the shower room is a completely water tight compartment to be used for the movement of all personnel from the clean room to the equipment room and for the showering of all personnel going from the equipment room to the

- clean room. Each shower shall be constructed so water runs down the walls of the shower and into a drip pan. Install a freely draining smooth floor on top of the shower pan. The shower room shall be separated from the rest of the building and from the clean room and equipment room using air tight walls made from at least 3 layers of 6 mil opaque fire retardant poly. The shower shall be equipped with a shower head and controls, hot and cold water, drainage, soap dish and continuous supply of soap, and shall be maintained in a sanitary condition throughout its use. The controls shall be arranged so an individual can shower without assistance. Provide a flexible hose shower head, hose bibs and all other items shown on Shower Schematic. Waste water will be pumped to a drain after being filtered through a minimum of a 100 micron sock in the shower drain; a 20 micron filter; and a final 5 micron filter. Filters will be changed a minimum of daily or more often as needed. Filter changes must be done in the shower to prevent loss of contaminated water. Hose down all shower surfaces after each shift and clean any debris from the shower pan. Residue is to be disposed of as asbestos waste.
3. Equipment Room: The Competent Person shall provide an equipment room which shall be an air tight compartment for the storage of work equipment/tools, reusable personal protective equipment, except for a respirator and for use as a gross decontamination area for personnel exiting the regulated area. The equipment room shall be separated from the regulated area by a minimum 3 foot wide door made with 2 layers of 6 mil opaque fire retardant poly. The equipment room shall be separated from the regulated area, the shower room and the rest of the building by air tight walls and ceiling constructed of a minimum of 3 layers of 6 mil opaque fire retardant poly. Damp wipe all surfaces of the equipment room after each shift change. Provide an additional loose layer of 6 mil fire retardant poly per shift change and remove this layer after each shift. If needed, provide a temporary electrical sub-panel equipped with GFCI in the equipment room to accommodate any equipment required in the regulated area.
4. The PDF shall be as follows: Clean room at the entrance followed by a shower room followed by an equipment room leading to the regulated

area. Each doorway in the PDF shall be a minimum of 2 layers of 6 mil opaque fire retardant poly.

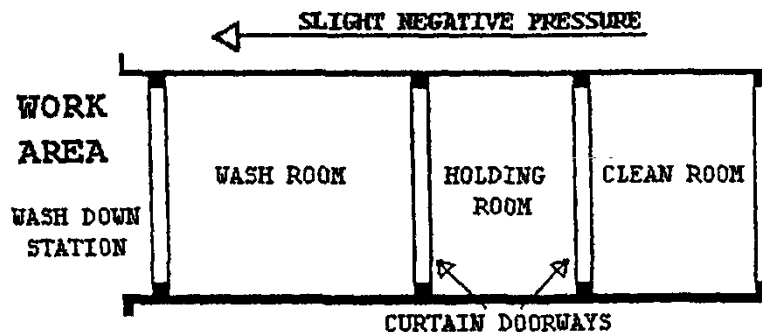


1.09.5 EQUIPMENT/WASTE DECONTAMINATION FACILITY (EWDF)

The Competent Person shall provide a W/EDF consisting of a wash room, holding room, and clean room for removal of waste, equipment and contaminated material from the regulated area. Personnel shall not enter or exit the W/EDF except in the event of an emergency. Clean debris and residue in the W/EDF daily. All surfaces in the W/EDF shall be wiped/hosed down after each shift and all debris shall be cleaned from the shower pan. The W/EDF shall consist of the following:

1. Wash Down Station: Provide an enclosed shower unit in the regulated area just outside the Wash Room as an equipment bag and container cleaning station.
2. Wash Room: Provide a wash room for cleaning of bagged or containerized asbestos containing waste materials passed from the regulated area. Construct the wash room using 50 x 100 mm (2" x 4") wood framing and 3 layers of 6 mil fire retardant poly. Locate the wash room so that packaged materials, after being wiped clean, can be passed to the Holding Room. Doorways in the wash room shall be constructed of 2 layers of 6 mil fire retardant poly.
3. Holding Room: Provide a holding room as a drop location for bagged materials passed from the wash room. Construct the holding room using 50 x 100 mm (2" x 4") wood framing and 3 layers of 6 mil fire retardant poly. The holding room shall be located so that bagged

- material cannot be passed from the wash room to the clean room unless it goes through the holding room. Doorways in the holding room shall be constructed of 2 layers of 6 mil fire retardant poly.
4. Clean Room: Provide a clean room to isolate the holding room from the exterior of the regulated area. Construct the clean room using 2 x 4 wood framing and 2 layers of 6 mil fire retardant poly. The clean room shall be located so as to provide access to the holding room from the building exterior. Doorways to the clean room shall be constructed of 2 layers of 6 mil fire retardant poly. When a negative pressure differential system is used, a rigid enclosure separation between the W/EDF clean room and the adjacent areas shall be provided.
5. The W/EDF shall be as follows: Wash Room leading to a Holding Room followed by a Clean Room leading to outside the regulated area. See diagram.



1.09.6 EQUIPMENT/WASTE DECONTAMINATION PROCEDURES:

At the wash down station in the regulated area, thoroughly wet clean contaminated equipment and/or sealed polyethylene bags and pass into Wash Room after visual inspection. When passing anything into the Wash Room, close all doorways of the W/EDF, other than the doorway between the wash down station and the Wash Room. Keep all outside personnel clear of the W/EDF. Once inside the Wash Room, wet clean the equipment and/or bags. After cleaning and inspection, pass items into the Holding Room. Close all doorways except the doorway between the Holding Room and the Clean Room. Workers from the Clean Room/Exterior shall enter

the Holding Room and remove the decontaminated/cleaned equipment/bags for removal and disposal. These personnel will not be required to wear PPE. At no time shall personnel from the clean side be allowed to enter the Wash Room.

PART 2 - PRODUCTS, MATERIALS AND EQUIPMENT

2.01 MATERIALS AND EQUIPMENT

2.01.1 GENERAL REQUIREMENTS (ALL ABATEMENT PROJECTS)

Prior to the start of work, the contractor shall provide and maintain a sufficient quantity of materials and equipment to assure continuous and efficient work throughout the duration of the project. Work shall not start unless the following items have been delivered to the site and the CPIH/CIH has submitted verification to the VA's representative.

- A. All materials shall be delivered in their original package, container or bundle bearing the name of the manufacturer and the brand name (where applicable).
- B. Store all materials subject to damage off the ground, away from wet or damp surfaces and under cover sufficient enough to prevent damage or contamination. Flammable and combustible materials cannot be stored inside buildings. Replacement materials shall be stored outside of the regulated area until abatement is completed.
- C. The Contractor shall not block or hinder use of buildings by patients, staff, and visitors to the VA in partially occupied buildings by placing materials/equipment in any unauthorized location.
- D. The Competent Person shall inspect for damaged, deteriorating or previously used materials. Such materials shall not be used and shall be removed from the worksite and disposed of properly.
- E. Polyethylene sheeting for walls in the regulated area shall be a minimum of 4-mil, unless otherwise specified by the VA or more stringent State requirement(s). For floors and all other uses, sheeting of at least 6-mil shall be used in widths selected to minimize the frequency of joints. Fire retardant poly shall be used throughout.
- F. The method of attaching polyethylene sheeting shall be agreed upon in advance by the Contractor and the VA and selected to minimize damage to equipment and surfaces. Method of attachment may include any combination of moisture resistant duct tape furring strips, spray glue, staples, nails, screws, lumber and plywood for enclosures or other

effective procedures capable of sealing polyethylene to dissimilar finished or unfinished surfaces under both wet and dry conditions.

- G. Polyethylene sheeting utilized for the PDF shall be opaque white or black in color, 6 mil fire retardant poly.
- H. Installation and plumbing hardware, showers, hoses, drain pans, sump pumps and waste water filtration system shall be provided by the Contractor.
- I. An adequate number of HEPA vacuums, scrapers, sprayers, nylon brushes, brooms, disposable mops, rags, sponges, staple guns, shovels, ladders and scaffolding of suitable height and length as well as meeting OSHA requirements, fall protection devices, water hose to reach all areas in the regulated area, airless spray equipment, and any other tools, materials or equipment required to conduct the abatement project. All electrically operated hand tools, equipment, electric cords shall be connected to GFCI protection.
- J. Special protection for objects in the regulated area shall be detailed (e.g., plywood over carpeting or hardwood floors to prevent damage from scaffolds, water and falling material).
- K. Disposal bags - 2 layers of 6 mil poly for asbestos waste shall be pre-printed with labels, markings and address as required by OSHA, EPA and DOT regulations.
- L. The VA shall be provided an advance copy of the MSDS as required for all hazardous chemicals under OSHA 29 CFR 1910.1200 - Hazard Communication in the pre-project submittal. Chlorinated compounds shall not be used with any spray adhesive, mastic remover or other product. Appropriate encapsulant(s) shall be provided.
- M. OSHA DANGER demarcation signs, as many and as required by OSHA 29 CFR 1926.1101(k)(7) shall be provided and placed by the Competent Person. All other posters and notices required by Federal and State regulations shall be posted in the Clean Room.
- N. Adequate and appropriate PPE for the project and number of personnel/shifts shall be provided. All personal protective equipment issued must be based on a written hazard assessment conducted under 29 CFR 1910.132(d).

2.01.2 NEGATIVE PRESSURE FILTRATION SYSTEM

The Contractor shall provide enough HEPA negative air machines to continuously maintain a pressure differential of -0.02" water column

gauge. The Competent Person shall determine the number of units needed for the regulated area by dividing the cubic feet in the regulated area by 15 and then dividing that result by the cubic feet per minute (CFM) for each unit to determine the number of units needed to continuously maintain a pressure differential of -0.02" WCG. Provide a standby unit in the event of machine failure and/or emergency in an adjacent area.

NIOSH has done extensive studies and has determined that negative air machines typically operate at ~50% efficiency. The contractor shall consider this in their determination of number of units needed to continuously maintain a pressure differential of -0.02" water column gauge. The contractor shall use 8 air changes per hour or double the number of machines, based on their calculations, or submit proof their machines operate at stated capacities, at a 2" pressure drop across the filters.

2.01.3 DESIGN AND LAYOUT

A. Before start of work submit the design and layout of the regulated area and the negative air machines. The submittal shall indicate the number of, location of and size of negative air machines. The point(s) of exhaust, air flow within the regulated area, anticipated negative pressure differential, and supporting calculations for sizing shall be provided. In addition, submit the following:

1. Method of supplying power to the units and designation/location of the panels.
2. Description of testing method(s) for correct air volume and pressure differential.
3. If auxiliary power supply is to be provided for the negative air machines, provide a schematic diagram of the power supply and manufacturer's data on the generator and switch.

2.01.4 NEGATIVE AIR MACHINES (HEPA UNITS)

A. Negative Air Machine Cabinet: The cabinet shall be constructed of steel or other durable material capable of withstanding potential damage from rough handling and transportation. The width of the cabinet shall be less than 30" in order to fit in standard doorways. The cabinet must be factory sealed to prevent asbestos fibers from being released during use, transport, or maintenance. Any access to and replacement of filters shall be from the inlet end. The unit must be on casters or wheels.

- B. Negative Air Machine Fan: The rating capacity of the fan must indicate the CFM under actual operating conditions. Manufacturer's typically use "free-air" (no resistance) conditions when rating fans. The fan must be a centrifugal type fan.
- C. Negative Air Machine Final Filter: The final filter shall be a HEPA filter. The filter media must be completely sealed on all edges within a structurally rigid frame. The filter shall align with a continuous flexible gasket material in the negative air machine housing to form an air tight seal. Each HEPA filter shall be certified by the manufacturer to have an efficiency of not less than 99.97%. Testing shall have been done in accordance with Military Standard MIL-STD-282 and Army Instruction Manual 136-300-175A. Each filter must bear a UL586 label to indicate ability to perform under specified conditions. Each filter shall be marked with the name of the manufacturer, serial number, air flow rating, efficiency and resistance, and the direction of test air flow.
- D. Negative Air Machine Pre-filters: The pre-filters, which protect the final HEPA filter by removing larger particles, are required to prolong the operating life of the HEPA filter. Two stages of pre-filtration are required. A first stage pre-filter shall be a low efficiency type for particles 10 ~~microns~~ ~~Stage 1 pre-filter~~ ~~A shall have~~ a medium efficiency effective for particles down to 5 μ m or larger. Pre-filters shall be installed either on or in the intake opening of the negative air machine and the second stage filter must be held in place with a special housing or clamps.
- E. Negative Air Machine Instrumentation: Each unit must be equipped with a gauge to measure the pressure drop across the filters and to indicate when filters have become loaded and need to be changed. A table indicating the cfm for various pressure readings on the gauge shall be affixed near the gauge for reference or the reading shall indicate at what point the filters shall be changed, noting cfm delivery. The unit must have an elapsed time meter to show total hours of operation.
- F. Negative Air Machine Safety and Warning Devices: An electrical/mechanical lockout must be provided to prevent the fan from being operated without a HEPA filter. Units must be equipped with an automatic shutdown device to stop the fan in the event of a rupture in the HEPA filter or blockage in the discharge of the fan. Warning lights

are required to indicate normal operation; too high a pressure drop across filters; or too low of a pressure drop across filters.

- G. Negative Air Machine Electrical: All electrical components shall be approved by the National Electrical Manufacturer's Association (NEMA) and Underwriters Laboratories (UL). Each unit must be provided with overload protection and the motor, fan, fan housing, and cabinet must be grounded.
- H. It is essential that replacement HEPA filters be tested using an "in-line" testing method, to ensure the seal around the periphery was not damaged during replacement. Damage to the outer HEPA filter seal could allow contaminated air to bypass the HEPA filter and be discharged to an inappropriate location. Contractor will provide written documentation of test results for negative air machine units with HEPA filters changed by the contractor or documentation when changed and tested by the contractor filters.

2.01.5 PRESSURE DIFFERENTIAL

The fully operational negative air system within the regulated area shall continuously maintain a pressure differential of -0.02" water column gauge. Before any disturbance of any asbestos material, this shall be demonstrated to the VA by use of a pressure differential meter/manometer as required by OSHA 29 CFR 1926.1101(e)(5)(i). The Competent Person shall be responsible for providing, maintaining, and documenting the negative pressure and air changes as required by OSHA and this specification.

2.01.6 MONITORING

The pressure differential shall be continuously monitored and recorded between the regulated area and the area outside the regulated area with a monitoring device that incorporates a strip chart recorder. The strip chart recorder shall become part of the project log and shall indicate at least -0.02" water column gauge for the duration of the project.

2.01.7 AUXILIARY GENERATOR

If the building is occupied during abatement, provide an auxiliary gasoline/diesel generator located outside the building in an area protected from the weather. In the event of a power failure of the general power grid and the VAMC emergency power grid, the generator must automatically start and supply power to a minimum of 50% of the negative air machines in operation

2.01.8 SUPPLEMENTAL MAKE-UP AIR INLETS

Provide, as needed for proper air flow in the regulated area, in a location approved by the VA, openings in the plastic sheeting to allow outside air to flow into the regulated area. Auxiliary makeup air inlets must be located as far from the negative air machines as possible, off the floor near the ceiling, and away from the barriers that separate the regulated area from the occupied clean areas. Cover the inlets with weighted flaps which will seal in the event of failure of the negative pressure system.

2.01.9 TESTING THE SYSTEM

The negative pressure system must be tested before any ACM is disturbed in any way. After the regulated area has been completely prepared, the decontamination units set up, and the negative air machines installed, start the units up one at a time. Demonstrate and document the operation and testing of the negative pressure system to the VA using smoke tubes and a negative pressure gauge. Verification and documentation of adequate negative pressure differential across each barrier must be done at the start of each work shift.

2.01.10 DEMONSTRATION OF THE NEGATIVE AIR PRESSURE SYSTEM

The demonstration of the operation of the negative pressure system to the VA shall include, but not be limited to, the following:

- A. Plastic barriers and sheeting move lightly in toward the regulated area.
- B. Curtains of the decontamination units move in toward regulated area.
- C. There is a noticeable movement of air through the decontamination units. Use the smoke tube to demonstrate air movement from the clean room to the shower room to the equipment room to the regulated area.
- D. Use smoke tubes to demonstrate air is moving across all areas in which work is to be done. Use a differential pressure gauge to indicate a negative pressure of at least -0.02" across every barrier separating the regulated area from the rest of the building. Modify the system as necessary to meet the above requirements.

2.01.11 USE OF SYSTEM DURING ABATEMENT OPERATIONS

- A. Start units before beginning any disturbance of ACM occurs. After work begins, the units shall run continuously, maintaining 4 actual air changes per hour at a negative pressure differential of -0.02" water

column gauge, for the duration of the work until a final visual clearance and final air clearance has been successfully completed.

No negative air units shall be shut down at any time unless authorized by the VA Contracting Officer, verbally and in writing.

- B. Abatement work shall begin at a location farthest from the units and proceed towards them. If an electric failure occurs, the Competent Person shall stop all abatement work and immediately begin wetting all exposed asbestos materials for the duration of the power outage. Abatement work shall not resume until power is restored and all units are operating properly again.
- C. The negative air machines shall continue to run after all work is completed and until a final visual clearance and a final air clearance has been successfully completed for that regulated area.

2.01.12 DISMANTLING THE SYSTEM

After completion of the final visual and final air clearance has been obtained by the VPIH/CIH, the units may be shut down. The unit exterior surfaces shall have been completely decontaminated; pre-filters are not to be removed and the units inlet/outlet sealed with 2 layers of 6 mil poly immediately after shut down. No filter removal shall occur at the VA site following successful completion of site clearance. OSHA/EPA/DOT asbestos shall be attached to the units.

2.02 CONTAINMENT BARRIERS AND COVERINGS IN THE REGULATED AREA

2.02.1 GENERAL

Seal off the perimeter to the regulated area to completely isolate the regulated area from adjacent spaces. All surfaces in the regulated area must be covered to prevent contamination and to facilitate clean-up. Should adjacent areas become contaminated as a result of the work, shall immediately stop work and clean up the contamination at no additional cost to the VA. Provide firestopping and identify all fire barrier penetrations due to abatement work as specified in Section 2.2.8; FIRESTOPPING.

2.02.2 PREPARATION PRIOR TO SEALING THE REGULATED AREA

Place all tools, scaffolding, materials and equipment needed for working in the regulated area prior to erecting any plastic sheeting. All uncontaminated removable furniture, equipment and/or supplies shall be removed by the VA from the regulated area before commencing work. Any objects remaining in the regulated area shall be completely covered

with 2 layers of 6-mil fire retardant poly sheeting and secured with duct tape. Lock out and tag out any HVAC/electrical systems in the regulated area

2.02.3 CONTROLLING ACCESS TO THE REGULATED AREA

Access to the regulated area is allowed only through the personnel decontamination facility (PDF). All other means of access shall be eliminated and OSHA DANGER demarcation signs posted as required by OSHA. If the regulated area is adjacent to, or within view of an occupied area, provide a visual barrier of 6 mil opaque fire retardant poly to prevent building occupant observation. If the adjacent area is accessible to the public, the barrier must be solid and capable of withstanding the negative pressure.

2.02.4 CRITICAL BARRIERS

Completely separate any operations in the regulated area from adjacent areas using 2 layers of 6 mil fire retardant poly and duct tape. Individually seal with 2 layers of 6 mil poly and duct tape all HVAC openings into the regulated area. Individually seal all lighting fixtures, clocks, doors, windows, convectors, speakers, or any other objects/openings in the regulated area. Heat must be shut off any objects covered with poly.

2.02.5 PRIMARY BARRIERS

- A. Cover the regulated area with two layers of 6 mil fire retardant poly on the floors and two layers of 4 mil, fire retardant poly on the walls, unless otherwise directed in writing by the VA representative. Floor layers must form a right angle with the wall and turn up the wall at least 300 mm (12"). Seams must overlap at least 1800 mm (6') and must be spray glued and taped. Install sheeting so that layers can be removed independently from each other. Carpeting shall be covered with three layers of 6 mil poly. Corrugated cardboard sheets must be placed between the bottom and middle layers of poly. Mechanically support and seal with duct tape and glue all wall layers.
- B. Elevator doors must be covered with 2 layers of 6 mil fire retardant poly. The elevator door must be in a positively pressurized area outside the clean room of the PDF.
- C. If stairs and ramps are covered with 6 mil plastic, two layers must be used. Provide 19 mm (3/4") exterior grade plywood treads held in place

with duct tape/glue on the plastic. Do not cover rungs or rails with any isolation materials.

2.02.6 SECONDARY BARRIERS

A loose layer of 6 mil poly shall be used as a drop cloth to protect the primary layers from debris generated during the abatement. This layer shall be replaced as needed during the work and at a minimum once per work day.

2.02.7 EXTENSION OF THE REGULATED AREA

If the enclosure of the regulated area is breached in any way that could allow contamination to occur, the affected area shall be included in the regulated area and constructed as per this section. Decontamination measures must be started immediately and continue until air monitoring indicates background levels are met.

2.02.8 FIRESTOPPING

- A. Through penetrations caused by cables, cable trays, pipes, sleeves, conduits, etc. must be firestopped with a fire-rated firestop system providing an air tight seal.
- B. Firestop materials that are not equal to the wall or ceiling penetrated shall be brought to the attention of the VA Representative. The contractor shall list all areas of penetration, the type of sealant used, and whether or not the location is fire rated. Any discovery of penetrations during abatement shall be brought to the attention of the VA representative immediately. All walls, floors and ceilings are considered fire rated unless otherwise determined by the VA Representative or Fire Marshall.
- C. Any visible openings whether or not caused by a penetration shall be reported by the Contractor to the VA Representative for a sealant system determination. Firestops shall meet ASTM E814 and UL 1479 requirements for the opening size, penetrant, and fire rating needed

2.03 MONITORING, INSPECTION AND TESTING

2.03.1 GENERAL

A.

and delivered to the VA's representative.

Perform throughout abatement work monitoring, inspection and testing inside and around the regulated area in accordance with the OSHA requirements and these specifications. OSHA requires that the Employee exposure to asbestos must not exceed 0.1 fibers per cubic centimeter

(f/cc) of air, averaged over an 8-hour work shift. The CPIH/CIH is responsible for and shall inspect and oversee the performance of the Contractor IH Technician. The IH Technician shall continuously inspect and monitor conditions inside the regulated area to ensure compliance with these specifications. In addition, the CPIH/CIH shall personally manage air sample collection, analysis, and evaluation for personnel, regulated area, and adjacent area samples to satisfy OSHA requirements. Additional inspection and testing requirements are also indicated in other parts of this specification.

- B. The VA will employ an independent industrial hygienist (VPIH/CIH) consultant and/or use its own IH to perform various services on behalf of the VA. The VPIH/CIH will perform the necessary monitoring, inspection, testing, and other support services to ensure that VA patients, employees, and visitors will not be adversely affected by the abatement work, and that the abatement work proceeds in accordance with these specifications, that the abated areas or abated buildings have been successfully decontaminated. The work of the VPIH/CIH consultant in no way relieves the Contractor from their responsibility to perform the work in accordance with contract/specification requirements, to perform continuous inspection, monitoring and testing for the safety of their employees, and to perform other such services as specified. The cost of the VPIH/CIH and their services will be borne by the VA except for any repeat of final inspection and testing that may be required due to unsatisfactory initial results. Any repeated final inspections and/or testing, if required, will be paid for by the Contractor.
- C. If fibers counted by the VPIH/CIH during abatement work, either inside or outside the regulated area, utilizing the NIOSH 7400 air monitoring method, exceed the specified respective limits, the Contractor shall stop work. The Contractor may request confirmation of the results by analysis of the samples by TEM. Request must be in writing and submitted to the VA's representative. Cost for the confirmation of results will be borne by the Contractor for both the collection and analysis of samples and for the time delay that may/does result for this confirmation. Confirmation sampling and analysis will be the responsibility of the CPIH with review and approval of the VPIH/CIH. An agreement between the CPIH/CIH and the VPIH/CIH shall be reached on the exact details of the confirmation effort, in writing, including such

things as the number of samples, location, collection, quality control on-site, analytical laboratory, interpretation of results and any follow-up actions. This written agreement shall be co-signed by the IH's

2.03.2 SCOPE OF SERVICES OF THE VPIH CONSULTANT

- A. The purpose of the work of the VPIH/CIH is to: assure quality; adherence to the specification; resolve problems; prevent the spread of contamination beyond the regulated area; and assure clearance at the end of the project. In addition, their work includes performing the final inspection and testing to determine whether the regulated area or building has been adequately decontaminated. All air monitoring is to be done utilizing PCM/TEM. The VPIH/CIH will perform the following tasks:
1. Task 1: Establish background levels before abatement begins by collecting background samples. Retain samples for possible TEM analysis.
 2. Task 2: Perform continuous air monitoring, inspection, and testing outside the regulated area during actual abatement work to detect any faults in the regulated area isolation and any adverse impact on the surroundings from regulated area activities.
 3. Task 3: Perform unannounced visits to spot check overall compliance of work with contract/specifications. These visits may include any inspection, monitoring, and testing inside and outside the regulated area and all aspects of the operation except personnel monitoring.
 4. Task 4: Provide support to the VA representative such as evaluation of submittals from the Contractor, resolution of conflicts, interpret data, etc.
 5. Task 5: Perform, in the presence of the VA representative, final inspection and testing of a decontaminated regulated area at the conclusion of the abatement to certify compliance with all regulations and VA requirements/specifications.
 6. Task 6: Issue certificate of decontamination for each regulated area and project report.
- B. All documentation, inspection results and testing results generated by the VPIH/CIH will be available to the Contractor for information and consideration. The Contractor shall cooperate with and support the VPIH/CIH for efficient and smooth performance of their work.

C. The monitoring and inspection results of the VPIH/CIH will be used by the VA to issue any Stop Removal orders to the Contractor during abatement work and to accept or reject a regulated area or building as decontaminated..

D. All air sampling and analysis data will be recorded on VA Form 10-0018.

2.03.3 MONITORING, INSPECTION AND TESTING BY CONTRACTOR CPIH/CIH

The Contractor's CPIH/CIH is responsible for managing all monitoring, inspections, and testing required by these specifications, as well as any and all regulatory requirements adopted by these specifications. The CPIH/CIH is responsible for the continuous monitoring of all subsystems and procedures which could affect the health and safety of the Contractor's personnel. Safety and health conditions and the provision of those conditions inside the regulated area for all persons entering the regulated area is the exclusive responsibility of the Contractor/Competent Person. The person performing the personnel and area air monitoring inside the regulated area shall be an IH Technician, who shall be trained and shall have specialized field experience in sampling and analysis. The IH Technician shall have successfully completed a NIOSH 582 Course or equivalent and provide documentation. The IH Technician shall participate in the AIHA Asbestos Analysis Registry or participate in the Proficiency Analytic Testing program of AIHA for fiber counting quality control assurance. The IH Technician shall also be an accredited EPA AHERA/State Contractor/Supervisor or Abatement Worker and Building Inspector. The IH Technician shall have participated in five abatement projects collecting personal and area samples as well as responsibility for documentation on substantially similar projects in size and scope. The analytic laboratory used by the Contractor to analyze the samples shall be AIHA accredited for asbestos PAT and approved by the VA prior to start of the project. A daily log, shall be maintained by the CPIH/CIH or IH Technician, documenting all OSHA requirements for air personal monitoring for asbestos in 29 CFR 1926.1101(f), (g) and Appendix A. This log shall be made available to the VA representative and the VPIH/CIH upon request. The log will contain, at a minimum, information on personnel or area samples, other persons represented by the sample, the date of sample collection, start and stop times for sampling, sample volume, flow rate, and fibers/cc. The CPIH/CIH shall collect and

analyze samples for each representative job being done in the regulated area, i.e., removal, wetting, clean-up, and load-out. No fewer than two personal samples per shift shall be collected and one area sample per 1,000 square feet of regulated area where abatement is taking place and one sample per shift in the clean room area shall be collected. In addition to the continuous monitoring required, the CPIH/CIH will perform inspection and testing at the final stages of abatement for each regulated area as specified in the CPIH/CIH responsibilities. Additionally, the CPIH/CIH will monitor and record pressure readings within the containment daily with a minimum of two readings at the beginning and at the end of a shift, and submit the data in the daily report.

2.04 ASBESTOS HAZARD ABATEMENT PLAN

The Contractor shall have established Asbestos Hazard Abatement Plan (AHAP) in printed form and loose leaf folder consisting of simplified text, diagrams, sketches, and pictures that establish and explain clearly the procedures to be followed during all phases of the work by the Contractor's personnel. The AHAP must be modified as needed to address specific requirements of this project and the specifications. The AHAP(s) shall be submitted for review and approval to the VA prior to the start of any abatement work. The minimum topics and areas to be covered by the AHAP(s) are:

- A. Minimum Personnel Qualifications.
- B. Contingency Plans and Arrangements.
- C. Security and Safety Procedures.
- D. Respiratory Protection/Personal Protective Equipment Program and Training.
- E. Medical Surveillance Program and Recordkeeping.
- F. Regulated Area Requirements - Containment Barriers/Isolation of Regulated Area.
- G. Decontamination Facilities and Entry/Exit Procedures (PDF and EWDF).
- H. Negative Pressure Systems Requirements.
- I. Monitoring, Inspections, and Testing.
- J. Removal Procedures for RACM and ACE.
- K. Removal Procedures for RACM discovered during building demolition shall be provided as per NESHAP.
- L. Removal of Contaminated Soil (applicable).

- M. Abatement of crawlspaces and/or pipe tunnels if they exist within the facility.
- N. Disposal of RACM and ACE as per NESHAP; OSHA; and DOT for friable asbestos including NESHAP/DOT shipping papers example. Disposal requirements for non-friable waste, as per OSHA requirements.
- O. Regulated Area Decontamination/Clean-up.
- P. Regulated Area Visual and Air Clearance, if required.
- Q. Project Completion/Closeout.

2.05 SUBMITTALS

2.05.1 PRE-CONSTRUCTION MEETING SUBMITTALS

Submit to the VA a minimum of 14 days prior to the pre-start meeting the following for review and approval. Meeting this requirement is a prerequisite for the pre-start meeting for this project:

- A. Submit a detailed work schedule for the entire project reflecting contract documents and the phasing/schedule requirements from the CPM chart.
- B. Submit a staff organization chart showing all personnel who will be working on the project and their capacity/function. Provide their qualifications, training, accreditations, and licenses, as appropriate. Provide a copy of the "Certificate of Worker's Acknowledgment" and the "Affidavit of Medical Surveillance and Respiratory Protection" for each person.
- C. Submit Asbestos Hazard Abatement Plan developed specifically for this project, incorporating the requirements of the specifications, prepared, signed and dated by the CPIH/CIH.
- D. Submit the specifics of the materials and equipment to be used for this project with manufacturer names, model numbers, performance characteristics, pictures/diagrams, and number available for the following:
 - 1. Supplied air system, negative air machines, HEPA vacuums, air monitoring pumps, calibration devices, pressure differential monitoring device and emergency power generating system.
 - 2. Waste water filtration system, shower system, containment barriers.
 - 3. Encapsulants, surfactants, hand held sprayers, airless sprayers, glovebags, and fire extinguishers.
 - 4. Respirators, protective clothing, personal protective equipment.
 - 5. Fire safety equipment to be used in the regulated area.

- E. Submit the name, location, and phone number of the approved landfill; proof/verification the landfill is approved for ACM disposal; the landfill's requirements for ACM waste; the type of vehicle to be used for transportation; and name, address, and phone number of subcontractor, if used. Proof of asbestos training for transportation personnel shall be provided.
- F. Submit required notifications and arrangements made with regulatory agencies having regulatory jurisdiction and the specific contingency/emergency arrangements made with local health, fire, ambulance, hospital authorities and any other notifications/arrangements.
- G. Submit the name, location and verification of the laboratory and/or personnel to be used for analysis of air and/or bulk samples. Personal air monitoring must be done in accordance with OSHA 29 CFR 1926.1101(f) and Appendix A. And area or clearance air monitoring in accordance with EPA AHERA protocols.
- H. Submit qualifications verification: Submit the following evidence of qualifications. Make sure that all references are current and verifiable by providing current phone numbers and documentation.
 - 1. Asbestos Abatement Company: Project experience within the past 3 years; listing projects first most similar to this project: Project Name; Type of Abatement; Duration; Cost; Reference Name/Phone Number; Final Clearance; Completion Date
 - 2. List of project(s) halted by owner, A/E, IH, regulatory agency in the last 3 years: Project Name; Reason; Date; Reference Name/Number; Resolution
 - 3. List asbestos regulatory citations (e.g., OSHA), notices of violations (e.g., Federal and state EPA), penalties, and legal actions taken against the company including and of the company's officers (including damages paid) in the last 3 years. Provide copies and all information needed for verification.
- I. Submit information on personnel: Provide a resume; address each item completely; copies of certificates, accreditations, and licenses. Submit an affidavit signed by the CPIH/CIH stating that all personnel submitted below have medical records in accordance with OSHA 29 CFR 1926.1101(m) and 29 CFR 1910.20 and that the company has implemented a medical surveillance program and written respiratory protection

program, and maintains recordkeeping in accordance with the above regulations. Submit the phone number and doctor/clinic/hospital used for medical evaluations.

1. CPIH/CIH and IH Technician: Name; years of abatement experience; list of projects similar to this one; certificates, licenses, accreditations for proof of AHERA/OSHA specialized asbestos training; professional affiliations; number of workers trained; samples of training materials; samples of AHAP(s) developed; medical opinion; and current respirator fit test.
 2. Competent Person(s)/Supervisor(s): Number; names; social security numbers; years of abatement experience as Competent Person/Supervisor; list of similar projects in size/complexity as Competent Person/Supervisor; as a worker; certificates, licenses, accreditations; proof of AHERA/OSHA specialized asbestos training; maximum number of personnel supervised on a project; medical opinion (asbestos surveillance and respirator use); and current respirator fit test.
 3. Workers: Numbers; names; social security numbers; years of abatement experience; certificates, licenses, accreditations; training courses in asbestos abatement and respiratory protection; medical opinion (asbestos surveillance and respirator use); and current respirator fit test.
- J. Submit copies of State license for asbestos abatement; copy of insurance policy, including exclusions with a letter from agent stating in plain language the coverage provided and the fact that asbestos abatement activities are covered by the policy; copy of AHAP(s) incorporating the requirements of this specification; information on who provides your training, how often; who provides medical surveillance, how often; who performs and how is personal air monitoring of abatement workers conducted; a list of references of independent laboratories/IHs familiar with your air monitoring and AHAP(s); and copies of monitoring results of the five referenced projects listed and analytical method(s) used.
- K. Rented equipment must be decontaminated prior to returning to the rental agency.
- L. Submit, before the start of work, the manufacturer's technical data for all types of encapsulants, all MSDS and application instructions.

2.05.2 SUBMITTALS DURING ABATEMENT

- A. The Competent Person shall maintain and submit a daily log at the regulated area documenting the dates and times of the following: purpose, attendees and summary of meetings; all personnel entering/exiting the regulated area; document and discuss the resolution of unusual events such as barrier breeching, equipment failures, emergencies, and any cause for stopping work; representative air monitoring and results/TWA's/EL's. Submit this information daily to the VPIH/CIH.
- B. The CPIH/CIH shall document and maintain the inspection and approval of the regulated area preparation prior to start of work and daily during work:
 - 1. Inspection and approval of the regulated area preparation prior to start of work and during work.
 - 2. Removal of any poly barriers.
 - 3. Visual inspection/testing by the CPIH/CIH or IH Technician prior to application of lockdown encapsulant.
 - 4. Packaging and removal of ACM waste from regulated area.
 - 5. Disposal of ACM waste materials; copies of Waste Shipment Records/landfill receipts to the VA's representative on a weekly basis.

2.05.3 SUBMITTALS AT COMPLETION OF ABATEMENT

The CPIH/CIH shall submit a project report consisting of the daily log book requirements and documentation of events during the abatement project including Waste Shipment Records signed by the landfill's agent. It will also include information on the containment and transportation of waste from the containment with applicable Chain of Custody forms. The report shall include a certificate of completion, signed and dated by the CPIH/CIH, in accordance with Attachment #1. All clearance and perimeter area samples must be submitted. The VA Representative will retain the abatement report after completion of the project and provide copies of the abatement report to VAMC Office of Engineer and the Safety Office.

PART 3 - EXECUTION

3.01 PRE-ABATEMENT ACTIVITIES

3.01.1 PRE-ABATEMENT MEETING

The VA representative, upon receipt, review, and substantial approval of all pre-abatement submittals and verification by the CPIH/CIH that all materials and equipment required for the project are on the site, will arrange for a pre-abatement meeting between the Contractor, the CPIH/CIH, Competent Person(s), the VA representative(s), and the VPIH/CIH. The purpose of the meeting is to discuss any aspect of the submittals needing clarification or amplification and to discuss any aspect of the project execution and the sequence of the operation. The Contractor shall be prepared to provide any supplemental information/documentation to the VA's representative regarding any submittals, documentation, materials or equipment. Upon satisfactory resolution of any outstanding issues, the VA's representative will issue a written order to proceed to the Contractor. No abatement work of any kind described in the following provisions shall be initiated prior to the VA written order to proceed.

3.01.2 PRE-ABATEMENT INSPECTIONS AND PREPARATIONS

- A. Perform all preparatory work for the first regulated area in accordance with the approved work schedule and with this specification.
- B. Upon completion of all preparatory work, the CPIH/CIH will inspect the work and systems and will notify the VA's representative when the work is completed in accordance with this specification. The VA's representative may inspect the regulated area and the systems with the VPIH/CIH and may require that upon satisfactory inspection, the Contractor's employees perform all major aspects of the approved AHAP, especially worker protection, respiratory systems, contingency plans, decontamination procedures, and monitoring to demonstrate satisfactory operation. The operational systems for respiratory protection and the negative pressure system shall be demonstrated for proper performance.
- C. The CPIH/CIH shall document the pre-abatement activities described above and deliver a copy to the VA's representative.
- D. Upon satisfactory inspection of the installation of and operation of systems the VA's representative will notify the Contractor in writing to proceed with the asbestos abatement work in accordance with this specification and all applicable regulations.

3.01.3 PRE-ABATEMENT CONSTRUCTION AND OPERATIONS

- A. Perform all preparatory work for the first regulated area in accordance with the approved work schedule and with this specification.
- B. Upon completion of all preparatory work, the CPIH will inspect the work and systems and will notify the VA's representative when the work is completed in accordance with this specification. The VA's representative may inspect the regulated area and the systems with the VPIH and may require that upon satisfactory inspection, the abatement contractor's employees perform all major aspects of the approved AHAP, especially worker protection, respiratory systems, contingency plans, decontamination procedures, and monitoring to demonstrate satisfactory operation. The operational systems for respiratory protection and the negative pressure system shall be demonstrated for proper performance.
- C. The CPIH/CIH shall document the pre-abatement activities described above and deliver a copy to the VA's representative.
- D. Upon satisfactory inspection of the installation of and operation of systems the VA's representative will notify the abatement contractor in writing to proceed with the asbestos abatement work in accordance with this specification.

3.02 REGULATED AREA PREPARATIONS

- A. Post OSHA DANGER signs meeting the specifications of OSHA 29 CFR 1926.1101 at any location and approaches to the regulated area where airborne concentrations of asbestos may exceed the PEL. Signs shall be posted at a distance sufficiently far enough away from the regulated area to permit any personnel to read the sign and take the necessary measures to avoid exposure. Additional signs will be posted following construction of the regulated area enclosure.
- B. Shut down and lock out/tag out electric power to the regulated area. Provide temporary power and lighting. Insure safe installation including GFCI of temporary power sources and equipment by compliance with all applicable electrical code and OSHA requirements for temporary electrical systems. Electricity shall be provided by the VA.
- C. Shut down and lock out/tag out heating, cooling, and air conditioning system (HVAC) components that are in, supply or pass through the regulated area. Investigate the regulated area and agree on pre-abatement condition with the VA's representative. Seal all intake and

exhaust vents in the regulated area with duct tape and 2 layers of 6-mil poly. Also, seal any seams in system components that pass through the regulated area. Remove all contaminated HVAC system filters and place in labeled 6-mil polyethylene disposal bags for staging and eventual disposal as asbestos waste.

- D. The Contractor shall provide sanitary facilities for abatement personnel and maintain them in a clean and sanitary condition throughout the abatement project.
- E. The VA will provide water for abatement purposes. The Contractor shall connect to the existing VA system. The service to the shower(s) shall be supplied with backflow prevention. The Contractor shall be responsible for hot water provision to the shower(s).
- F. The Contractor shall not allow unauthorized persons into the regulated area without the written permission of the VPIH.

3.03 CONTAINMENT COVERINGS FOR THE REGULATED AREA

3.03.1 GENERAL

Seal off the perimeter of the regulated area to completely isolate the abatement project and to contain all airborne asbestos contamination created by the abatement activities. Should the adjacent area past the regulated area become contaminated due to improper work activities, the abatement contractor shall suspend work inside the regulated area, continue wetting, and clean the adjacent areas in accordance with procedures described in these specifications. Any and all costs associated with the adjacent area cleanup shall not be borne by the VA.

3.03.2 PREPARATION PRIOR TO SEALING OFF

Place all materials, equipment and supplies necessary to isolate the regulated area inside the regulated area. Remove all movable material/equipment as described above and secure all unmovable material/equipment as described above. Properly secured material/equipment shall be considered to be outside the regulated area.

3.03.3 CONTROLLING ACCESS TO THE REGULATED AREA

Access to the regulated area shall be permitted only through the PDF. All other means of access shall be closed off by proper sealing and DANGER signs posted on the clean side of the regulated area where it is adjacent to or within view of any occupiable area. An opaque visual barrier of at least 4 mil poly shall be provided so that the abatement

work is not visible to any building occupants. If the area adjacent to the regulated area is accessible to the public, construct a solid barrier on the public side of the sheeting for protection and isolation of the project. The barrier shall be constructed with nominal 2" x 4" (50mm x 100mm) wood or metal studs 16" (400mm) on centers, securely anchored to prevent movement and covered with a minimum of 1/2" (12.5mm) plywood. Provide an appropriate number of OSHA DANGER signs for each visual and physical barrier. Any alternative method must be given a written approval by the VA's representative.

3.03.4 CRITICAL BARRIERS

The regulated area must be completely separated from the adjacent areas, and the outside by at least 2 layers of 6 mil, fire retardant poly and duct tape/spray adhesive. Individually seal all supply and exhaust ventilation openings, lighting fixtures, clocks, doorways, windows, convectors, speakers, and other openings into the regulated area with 2 layers of 6 mil fire retardant poly, and taped securely in place with duct tape/spray adhesive. Critical barriers must remain in place until all work and clearances have been completed. Light fixtures shall not be operational during abatement. Auxiliary lighting shall be provided. If needed, provide plywood squares 6" x 6" x 3/8" (150mm x 150mm x 18mm) held in place with one 6d smooth masonry/galvanized nail driven through the center of the plywood square and duct tape on the poly so as to clamp the poly to the wall/surface. Locate plywood squares at each end, corner, and 4' (1200mm) maximum on centers.

3.03.5 PRIMARY/SECONDARY BARRIERS

- A. Floors: Cover the floor of the regulated area with at least two layers of 6 mil, fire retardant poly, turning up the walls at least 12" (300mm). The poly must form a right angle at the floor-wall juncture so there is no radius which can be stepped on, possibly causing detachment of the poly. Spray glue and duct tape must both be used for floor seams. Floor seams must overlap a minimum of 6 feet (1800mm) or be at right angles to each other. The top sheet of poly must be able to be removed independently of the bottom layer. A third loose layer of 6 mil poly shall be used in the area of removal and periodically picked up to reduce contamination of the initial layers.
- B. Walls: All walls in the regulated area, including critical barriers, shall be covered with 2 layers of 4 mil fire retardant poly,

mechanically supported and sealed with duct tape and/or spray glue. Tape all joints, including the floor-wall joint, with duct tape/spray glue. All wall joints must overlap at least 6 feet (1800mm).

NOTE: The VA or State requirements may require the use of 6 mil poly.

- C. Stairs and Ramps: Stairs or ramps covered in poly must be provided with 3/4" (36mm) exterior grade plywood treads securely held in place over the poly. Do not cover stairs or ramps with unsecured poly. Do not cover rungs or rails with any protective materials.

3.03.6 EXTENSION OF THE REGULATED AREA

If the regulated area barrier is breached in any manner that could allow the passage of asbestos fibers or debris, the Competent Person shall immediately stop work, continue wetting, and proceed to extend the regulated area to enclose the affected area as per procedures described in this specification. If the affected area cannot be enclosed, decontamination measures and cleanup shall start immediately. All personnel shall be isolated from the affected area until decontamination/cleanup is completed as verified by visual inspection and air monitoring. Air monitoring at completion must indicate background levels.

3.04 REMOVAL OF RACM AND ACE

3.04.1 WETTING MATERIALS

- A. Use amended water for the wetting of ACM prior to removal. The Competent Person shall assure the wetting of ACM meets the definition of "adequately wet" in the EPA NESHAP regulation for the duration of the project. A removal encapsulant may be used instead of amended water with written approval of the VA's representative.
- B. Amended Water: Provide water to which a surfactant has been added shall be used to wet the ACM and reduce the potential for fiber release during disturbance of ACM. The mixture must be equal to or greater than the wetting provided by water amended by a surfactant consisting one ounce of 50% polyoxyethylene ester and 50% polyoxyethylene ether mixed with 5 gallons (19L) of water.

3.04.2 WET REMOVAL OF ACM OTHER THAN AMOSITE

- A. Adequately and thoroughly wet the ACM to be removed prior to removal to reduce/prevent fiber release to the air. Adequate time must be allowed for the amended water to saturate the ACM. Abatement personnel must not disturb dry ACM. Use a fine spray of amended water or removal

encapsulant. Saturate the material sufficiently to wet to the substrate without causing excessive dripping. The material must be sprayed repeatedly/continuously during the removal process in order to maintain adequately wet conditions. Removal encapsulants must be applied in accordance with the manufacturer's written instructions. Perforate or carefully separate, using wet methods, an outer covering that is painted or jacketed in order to allow penetration and wetting of the material. Where necessary, carefully remove covering while wetting to minimize fiber release. **In no event shall dry removal occur except in the case of electrical hazards or a greater safety issue is possible!**

B. If ACM does not wet well with amended water due to coating or jacketing, remove as follows:

1. Mist work area continuously with amended water whenever necessary to reduce airborne fiber levels.
2. Remove saturated ACM in small sections. Do not allow material to dry out. As material is removed, bag material, while still wet into disposal bags. Twist the bag neck tightly, bend over (gooseneck) and seal with a minimum of three tight wraps of duct tape. Clean /decontaminate the outside of the bag of any residue and move to washdown station adjacent to W/EDF.
3. Fireproofing or Architectural Finish on Scratch Coat: Spray with a fine mist of amended water or removal encapsulant. Allow time for saturation to the substrate. Do not oversaturate causing excess dripping. Scrape material from substrate. Remove material in manageable quantities and control falling to staging or floor. If the falling distance is over 20 feet (6 meters), use a drop chute to contain material through descent. Remove residue remaining on the scratch coat after scraping is done using a stiff bristle hand brush. If a removal encapsulant is used, remove residue completely before the encapsulant dries. Periodically re-wet the substrate with amended water as needed to prevent drying of the material before the residue is removed from the substrate.
4. Fireproofing or Architectural Finish on Wire Lath: Spray with a fine mist of amended water or removal encapsulant. Allow time to completely saturate the material. Do not oversaturate causing excess dripping. If the surface has been painted or otherwise coated, cut small holes as needed and apply amended water or removal encapsulant

from above. Cut saturated wire lath into 2' x 6' (50mm x 150mm) sections and cut hanger wires. Roll up complete with ACM, cover in burlap and hand place in disposal bag. Do not drop to floor. After removal of lath/ACM, remove any overspray on decking and structure using stiff bristle nylon brushes. Depending on hardness of overspray, scrapers may be needed for removal.

5. Pipe/Tank/Vessel/Boiler Insulation: Remove the outer layer of wrap while spraying with amended water in order to saturate the ACM. Spray ACM with a fine mist of amended water or removal encapsulant. Allow time to saturate the material to the substrate. Cut bands holding pre-formed pipe insulation sections. Slit jacketing at the seams, remove and hand place in a disposal bag. Do not allow dropping to the floor. Remove molded fitting insulation/mud in large pieces and hand place in a disposal bag. Remove any residue on pipe or fitting with a stiff bristle nylon brush. In locations where pipe fitting insulation is removed from fibrous glass or other non-asbestos insulated straight runs of pipe, remove fibrous material at least 6" from the point it contacts the ACM.

3.04.3 WET REMOVAL OF AMOSITE

- A. The mudded fittings contain amosite ACM which will require local exhaust ventilation and collection as described below, in addition to wet removal.
- B. Provide local exhaust ventilation and collection systems to assure collection of amosite fibers at the point of generation. A 300 mm (12") flexible rigid non-collapsing duct shall be located no more than 600 mm (2') from any scraping/brushing activity. Primary filters must be replaced every 30 minutes on the negative air machines. Each scraping/brushing activity must have a negative air machine devoted to it. For pre-molded pipe insulation or cutting wire lathe attach a 1200 mm (4') square flared end piece on the intake of the duct. Support the duct horizontally at a point 600 mm (2') below the work to effect capture. One person in the crew shall be assigned to operate the duct collection system on a continual basis.
- C. Amosite does not wet well with amended water. Submit full information/documentation on the wetting agent proposed prior to start for review and approval by the VA Representative. Insure that the material is worked on in small sections and is thoroughly and

continuously wetted. Package as soon as possible while wet. Remove as required.

3.04.4 REMOVAL OF RACM CONTAMINATED SOIL AND OTHER SPECIAL PROCEDURES:

A. Removal of contaminated soil:

When working on soil contamination, pick up all visible asbestos debris using wet methods if possible after set-up of PDF, EWDF, negative air systems as required. Remove contaminated soil to hard pan. Perform work and decontaminate/clean-up; and complete work as required in these specifications. CPIH shall develop and submit a procedure for review and approval.

3.04.5 GLOVEBAG REMOVAL PROCEDURES

GENERAL: All applicable OSHA requirements and the VA 01570 Specification for glovebag removal shall be followed. The Contractor's AHAP for glovebag removal shall minimally meet the above requirements.

3.04.6 FLOOR TILE AND MASTIC REMOVAL

A. All requirements of OSHA Flooring agreement provisions shall be followed:

1. The Contractor shall provide enough HEPA negative air machines to effect > - 0.02" WCG pressure. Provide a standby unit in the event of machine failure and/or emergency in an adjacent area. The contractor shall use double the number of machines, based on their calculations, or submit proof their machines operate at stated capacities, at a 2" pressure drop across the filters.
2. Flooring shall be removed intact, as much as possible. Do not rip or tear flooring.
3. Mechanical chipping or sanding is not allowed unless conducted under full containment.
4. Flooring shall be removed with an infra-red heating unit operated by trained personnel following the manufacturer's instructions.
5. Wet clean and HEPA vacuum the floor before and after removal of flooring.
6. Place a 6 mil poly layer 4' by 10' adjacent to the regulated area for use as a decontaminated area. All waste must be contained in the regulated area.
7. Package all waste in 6 mil poly lined fiberboard drums.

3.04.7 REMOVAL OF MASTIC

- A. All chemical mastic removers must be low in volatile organic compound (VOC) content, have a flash point greater than 200° Fahrenheit, contain no chlorinated solvents, and comply with California Air Resources Board (CARB) thresholds for VOCs (effective January 1, 2010).
- B. A negative air machine as required under flooring removal shall be provided.
- C. Follow all manufacturers' instructions in the use of the mastic removal material.
- D. Package all waste in 6 mil poly lined fiberboard drums.
- E. Prior to application of any liquid material, check the floor for penetrations and seal before removing mastic.

3.05 DISPOSAL OF RACM AND ACE WASTE MATERIALS

3.05.1 GENERAL

The VA must be notified at least 24 hours in advance of any waste removed from the containment. Dispose of waste ACM and debris which is packaged in accordance with these specifications, OSHA, EPA and DOT. The landfill requirements for packaging must also be met. Transport will be in compliance with 49 CFR 100-185 regulations. Disposal shall be done at an approved landfill. Disposal of non-friable ACM shall be done in accordance with applicable regulations.

3.05.2 PROCEDURES

- A. Asbestos waste shall be packaged and moved through the W/EDF into a covered transport container in accordance with procedures in this specification. Waste shall be double-bagged prior to disposal. Wetted waste can be very heavy. Bags shall not be overfilled. Bags shall be securely sealed to prevent accidental opening and/or leakage. The top shall be tightly twisted and goose necked prior to tightly sealing with at least three wraps of duct tape. Ensure that unauthorized persons do not have access to the waste material once it is outside the regulated area. All transport containers must be covered at all times when not in use. NESHAP signs must be on containers during loading and unloading. Material shall not be transported in open vehicles. If drums are used for packaging, the drums shall be labeled properly and shall not be re-used.
- B. Waste Load Out: Waste load out shall be done in accordance with the procedures in W/EDF Decontamination Procedures. Bags shall be

decontaminated on exterior surfaces by wet cleaning and/or HEPA vacuuming before being placed in the second bag.

- C. Asbestos waste with sharp edged components, i.e., nails, screws, lath, strapping, tin sheeting, jacketing, metal mesh, etc., which might tear poly bags shall be wrapped securely in burlap before packaging and, if needed, use a poly lined fiber drum as the second container, prior to disposal.
- D. The VA will be notified of any waste removed from the containment prior to 24 hours.

3.06 PROJECT DECONTAMINATION

3.06.1 GENERAL

The entire work related to project decontamination shall be performed under the close supervision and monitoring of the CPIH/CIH.

3.06.2 REGULATED AREA CLEARANCE

Air testing and other requirements which must be met before release of the Abatement Contractor are specified in Final Testing Procedures.

3.06.3 WORK DESCRIPTION

Decontamination includes the cleaning and clearance of the air in the regulated area and the decontamination and removal of the enclosures/facilities installed prior to the abatement work including primary/critical barriers, PDF and EWDF facilities, and negative pressure systems.

3.06.4 PRE-DECONTAMINATION CONDITIONS

- A. Before decontamination starts, all ACM and ACE from the regulated area shall be removed, all waste collected and removed, and the secondary barrier of poly removed and disposed of along with any gross debris generated by the work.
- B. At the start of decontamination, the following shall be in place:
 - 1. Primary barriers consisting of two layers of 6 mil poly on the floor and on the walls.
 - 2. Critical barriers consisting of two layers of 6 mil poly which is the sole barrier between the regulated area and the rest of the building or outside.
 - 3. Critical barrier poly over lighting fixtures, clocks, HVAC openings, doorways, windows, convectors, speakers and other openings in the regulated area.

4. Decontamination facilities for personnel and equipment in operating condition and the negative pressure system in operation.

3.06.5 CLEANING

Carry out a first cleaning of all surfaces of the regulated area including items of remaining poly sheeting, tools, scaffolding, ladders/staging by wet methods and/or HEPA vacuuming. Do not use dry dusting/sweeping/air blowing methods. Use each surface of a wetted cleaning cloth one time only and then dispose of as contaminated waste. Continue this cleaning until there is no visible residue from abated surfaces or poly or other surfaces. Remove all filters in the air handling system and dispose of as ACM waste in accordance with these specifications. The negative pressure system shall remain in operation during this time. Additional cleaning(s) may be needed as determined by the CPIH/VPIH/CIH.

3.07 VISUAL INSPECTION AND AIR CLEARANCE TESTING

3.07.1 GENERAL

Notify the VA representative 24 hours in advance for the performance of the visual inspection and air clearance testing, if required. The visual inspection and air clearance testing, if needed, will be performed by the VPIH after the CPIH has performed final air clearance testing, if needed.

3.07.2 VISUAL INSPECTION

The CPIH/CIH and VPIH/CIH will perform a thorough and detailed visual inspection at the end of the cleaning to determine whether there is any visible residue in the regulated area. If the visual inspection is acceptable, the CPIH/CIH will perform pre-clearance sampling using aggressive clearance as detailed in 40 CFR 763 Subpart E (AHERA) Appendix A (III)(B)(7)(d). If the sampling results show values below 0.01 f/cc, then the Contractor shall notify the VA's representative of the results with a brief report from the CPIH/CIH documenting the inspection and sampling results and a statement verifying that the regulated area is ready for lockdown encapsulation. The VA reserves the right to utilize their own VPIH/CIH to perform a pre-clearance inspection and testing for verification.

3.07.3 AIR CLEARANCE TESTING

- A. Since the areas will not be re-occupied by personnel after the completion of the abatement, air clearance testing is not required

under OSHA/EPA AHERA. States may have rules for clearance testing that might require testing. Consult State rules for the facility and perform clearance testing if needed. After an acceptable visual inspection by the VPIH, the VPIH will perform the final testing. If the release criteria are not met, the Abatement Contractor shall repeat the final cleaning and continue decontamination procedures. Additional inspection and testing will be done at the expense of the Abatement Contractor.

- B. If release criteria are met, proceed to perform the abatement closeout and to issue the certificate of completion in accordance with these specifications.

3.07.4 AIR CLEARANCE PROCEDURES

- A. Contractor's Release Criteria: Work in a regulated area is complete when the regulated area is visually clean and airborne fiber levels have been reduced to or below 0.01 f/cc, as measured by PCM methods, if required.
- B. Final Clearance Sampling: If required, the VPIH will secure samples and analyze them according to the NIOSH 7400 method. Samples must be confirmed at an AIHA accredited laboratory if samples are analyzed on-site.

3.07.5 CLEARANCE SAMPLING USING PCM

- A. If required, and after the CPIH/CIH has provided clearance monitoring, the VPIH will perform background, adjacent area, and regulated area samples during construction, and clearance samples as directed by the VA Representative.
- B. The NIOSH 7400 method will be used for clearance sampling with a minimum collection volume based on a fiber density of 100 to 1300 fibers/sq.mm, (0.79 - 10.2 fibers/field) and a minimum detection limit of 0.005 f/cc or less.

3.08 ABATEMENT CLOSEOUT AND CERTIFICATE OF COMPLIANCE

3.08.1 COMPLETION OF ABATEMENT WORK

After thorough decontamination, seal negative air machines with 2 layers of 6 mil poly and duct tape to form a tight seal at the intake/outlet ends before removal from the regulated area. Complete asbestos abatement work upon meeting the regulated area visual and air clearance criteria and fulfilling the following:

- A. Remove all equipment and materials from the project area.
- B. Dispose of all packaged ACM waste as required.

- C. Repair or replace all interior finishes damaged during the abatement work, as required.
- D. Fulfill other project closeout requirements as required in this specification.

3.08.2 CERTIFICATE OF COMPLETION BY CONTRACTOR

The CPIH/CIH shall complete and sign the "Certificate of Completion" in accordance with Attachment 1 at the completion of the abatement and decontamination of the regulated area.

3.08.3 WORK SHIFTS

All work shall be done during administrative hours (8:00 AM to 4:30 PM) Monday -Friday excluding Federal Holidays. Any change in the work schedule must be approved in writing by the VA Representative.

ATTACHMENT #1

CERTIFICATE OF COMPLETION

DATE: _____ VA Project #: _____

PROJECT NAME: _____ Abatement Contractor: _____

VAMC/ADDRESS: _____

1. I certify that I have personally inspected, monitored and supervised the abatement work of (specify regulated area or Building):
which took place from / / to / /
2. That throughout the work all applicable requirements/regulations and the VA's specifications were met.
3. That any person who entered the regulated area was protected with the appropriate personal protective equipment and respirator and that they followed the proper entry and exit procedures and the proper operating procedures for the duration of the work.
4. That all employees of the Abatement Contractor engaged in this work were trained in respiratory protection, were experienced with abatement work, had proper medical surveillance documentation, were fit-tested for their respirator, and were not exposed at any time during the work to asbestos without the benefit of appropriate respiratory protection.
5. That I performed and supervised all inspection and testing specified and required by applicable regulations and VA specifications.
6. That the conditions inside the regulated area were always maintained in a safe and healthy condition and the maximum fiber count never exceeded 0.5 f/cc, except as described below.
7. That all abatement work was done in accordance with OSHA requirements and the manufacturer's recommendations.

CPIH/CIH Signature/Date: _____

CPIH/CIH Print Name: _____

Abatement Contractor Signature/Date: _____

Abatement Contractor Print Name: _____

ATTACHMENT #2

CERTIFICATE OF WORKER'S ACKNOWLEDGMENT

PROJECT NAME: _____ DATE: _____

PROJECT ADDRESS: _____

ABATEMENT CONTRACTOR'S NAME: _____

WORKING WITH ASBESTOS CAN BE HAZARDOUS TO YOUR HEALTH. INHALING ASBESTOS HAS BEEN LINKED WITH VARIOUS TYPES OF CANCERS. IF YOU SMOKE AND INHALE ASBESTOS FIBERS, YOUR CHANCES OF DEVELOPING LUNG CANCER IS GREATER THAN THAT OF THE NON-SMOKING PUBLIC.

Your employer's contract with the owner for the above project requires that: You must be supplied with the proper personal protective equipment including an adequate respirator and be trained in its use. You must be trained in safe and healthy work practices and in the use of the equipment found at an asbestos abatement project. You must receive/have a current medical examination for working with asbestos. These things shall be provided at no cost to you. By signing this certificate you are indicating to the owner that your employer has met these obligations.

RESPIRATORY PROTECTION: I have been trained in the proper use of respirators and have been informed of the type of respirator to be used on the above indicated project. I have a copy of the written Respiratory Protection Program issued by my employer. I have been provided for my exclusive use, at no cost, with a respirator to be used on the above indicated project.

TRAINING COURSE: I have been trained by a third party, State/EPA accredited trainer in the requirements for an AHERA/OSHA Asbestos Abatement Worker training course, 32 hours minimum duration. I currently have a valid State accreditation certificate. The topics covered in the course include, as a minimum, the following:

- Physical Characteristics and Background Information on Asbestos
- Potential Health Effects Related to Exposure to Asbestos
- Employee Personal Protective Equipment
- Establishment of a Respiratory Protection Program
- State of the Art Work Practices
- Personal Hygiene
- Additional Safety Hazards
- Medical Monitoring
- Air Monitoring
- Relevant Federal, State and Local Regulatory Requirements, Procedures, and Standards
- Asbestos Waste Disposal

Outpatient Care Building 17

Addendum No. 01

MEDICAL EXAMINATION: I have had a medical examination within the past 12 months which was paid for by my employer. This examination included: health history, occupational history, pulmonary function test, and may have included a chest x-ray evaluation. The physician issued a positive written opinion after the examination.

Signature: _____

Printed Name: _____

Social Security Number: _____

Witness: _____

ATTACHMENT #3

AFFIDAVIT OF MEDICAL SURVEILLANCE, RESPIRATORY PROTECTION AND TRAINING/ACCREDITATION

VA PROJECT NAME AND NUMBER: _____

VA MEDICAL FACILITY: _____

ABATEMENT CONTRACTOR'S NAME AND ADDRESS: _____

1. I verify that the following individual

Name: _____ Social Security Number: _____

who is proposed to be employed in asbestos abatement work associated with the above project by the named Abatement Contractor, is included in a medical surveillance program in accordance with 29 CFR 1926.1101(m), and that complete records of the medical surveillance program as required by 29 CFR 1926.1101(m)(n) and 29 CFR 1910.20 are kept at the offices of the Abatement Contractor at the following address.

Address: _____

2. I verify that this individual has been trained, fit-tested and instructed in the use of all appropriate respiratory protection systems and that the person is capable of working in safe and healthy manner as expected and required in the expected work environment of this project.

3. I verify that this individual has been trained as required by 29 CFR 1926.1101(k). This individual has also obtained a valid State accreditation certificate. Documentation will be kept on-site.

4. I verify that I meet the minimum qualifications criteria of the VA specifications for a CPIH.

Signature of CPIH/CIH: _____ Date: _____

Printed Name of CPIH/CIH: _____

Signature of Contractor: _____ Date: _____

Printed Name of Contractor: _____

ATTACHMENT #4

**ABATEMENT CONTRACTOR/COMPETENT PERSON(S) REVIEW AND ACCEPTANCE OF THE VA'S
ASBESTOS SPECIFICATIONS**

VA Project Location: _____

VA Project #: _____

VA Project Description: _____

This form shall be signed by the Asbestos Abatement Contractor Owner and the Asbestos Abatement Contractor's Competent Person(s) prior to any start of work at the VA related to this Specification. If the Asbestos Abatement Contractor's/Competent Person(s) has not signed this form, they shall not be allowed to work on-site.

I, the undersigned, have read VA's Asbestos Specification regarding the asbestos abatement requirements. I understand the requirements of the VA's Asbestos Specification and agree to follow these requirements as well as all required rules and regulations of OSHA/EPA/DOT and State/Local requirements. I have been given ample opportunity to read the VA's Asbestos Specification and have been given an opportunity to ask any questions regarding the content and have received a response related to those questions. I do not have any further questions regarding the content, intent and requirements of the VA's Asbestos Specification.

At the conclusion of the asbestos abatement, I will certify that all asbestos abatement work was done in accordance with the VA's Asbestos Specification and all ACM was removed properly and no fibrous residue remains on any abated surfaces.

Abatement Contractor Owner's Signature _____ Date _____

Abatement Contractor Competent Person(s) _____ Date _____

- - END- - -

SECTION 26 41 00

FACILITY LIGHTNING PROTECTION

PART 1 - GENERAL

1.01 DESCRIPTION

- A. This section specifies the furnishing and installation of a complete UL master labeled lightning protection system.

1.02 RELATED WORK

- A. Section 07 60 00, FLASHING AND SHEET METAL: Penetrations through the roof.
- B. Section 26 05 11, REQUIREMENTS FOR ELECTRICAL INSTALLATIONS: Requirements that apply to all sections of Division 26.
- C. Section 26 05 26, GROUNDING AND BONDING FOR ELECTRICAL SYSTEMS: Requirements for personnel safety and to provide a low impedance path to ground for possible ground faults.
- D. Section 26 43 13, SURGE PROTECTIVE DEVICES: Surge protective device installed at the electrical service entrance.

1.03 QUALITY ASSURANCE

- A. Refer to Paragraph, QUALIFICATIONS, (PRODUCTS AND SERVICES), in Section 26 05 11, REQUIREMENTS FOR ELECTRICAL INSTALLATIONS.

1.04 SUBMITTALS

- A. Submit the following in accordance with Section 26 05 11, REQUIREMENTS FOR ELECTRICAL INSTALLATIONS.
 - 1. Shop Drawings:
 - a. Submit sufficient information to demonstrate compliance with drawings and specifications.
 - b. Show locations of air terminals, connections to required metal surfaces, down conductors, and grounding means.
 - c. Show the mounting hardware and materials used to attach air terminals and conductors to the structure.
 - 2. Certifications: Two weeks prior to final inspection, submit the following.
 - a. Certification by the manufacturer that the lightning protection system conforms to the requirements of the drawings and specifications.
 - b. Certification by the Contractor that the lightning protection system has been properly installed and inspected.

- c. Certification that the lightning protection system has been inspected by a UL representative and has been approved by UL without variation.

1.05 APPLICABLE PUBLICATIONS

- A. Publications listed below (including amendments, addenda, revisions, supplements, and errata) form a part of this specification to the extent referenced. Publications are referenced in the text by designation only.
- B. National Fire Protection Association (NFPA):
 - 70-11.....National Electrical Code (NEC)
 - 780-11.....Standard for the Installation of Lightning Protection Systems
- C. Underwriters Laboratories, Inc. (UL):
 - 96-05.....Lightning Protection Components
 - 96A-07.....Installation Requirements for Lightning Protection Systems
 - 467-07.....Standard for Grounding and Bonding Equipment

PART 2 - PRODUCTS

2.01 GENERAL REQUIREMENTS

- A. Lightning protection components shall conform to NFPA 780 and UL 96, for use on Class I structures. Aluminum materials are not allowed.
 - 1. Class I conductors: Copper.
 - 2. Class I air terminals: Solid copper, 460 mm (18 inches) long, not less than 9.5 mm (3/8 inch) diameter, with sharp bare copper points.
 - 3. Ground rods: Copper-clad steel, 0.75 in (19 mm) diameter by 3 m (10 feet) long.
 - 4. Through roof connectors: Solid copper riser bar, length and type as required to accommodate roof structure and flashing requirements.
 - 5. Down conductor guards: Stiff copper or brass.
 - 6. Anchors and fasteners: Bronze bolt and clamp type shall be used for all applications except for membrane roof. Adhesive type are allowed only for attachment to membrane roof materials, using adhesive that is compatible with the membrane material.
 - 7. Connectors: Bronze clamp-type connectors shall be used for roof conductor splices, and the connection of the roof conductor to air terminals and bonding plates. Crimp-type connectors are not allowed.

8. Exothermic welds: Exothermic welds shall be used for splicing the roof conductor to the down conductors, splices of the down conductors, and for connection of the down conductors to ground rods, ground plates, and the ground ring.

PART 3 - EXECUTION

3.01 INSTALLATION

- A. Installation shall be coordinated with the roofing manufacturer and installer.
- B. Install the conductors as inconspicuously as practical.
- C. Install the down conductors within the concealed cavity of exterior walls where practical. Run the down conductors to the exterior at elevations below the finished grade.
- D. Where down conductors are subject to damage or are accessible near grade, protect with down conductor guards to 2.4 m (8 feet) above grade. Bond down conductor guards to down conductor at both ends.
- E. Make connections of dissimilar metal with bimetallic type fittings to prevent electrolytic action.
- F. Install ground rods not less than 600 mm (2 feet) deep and a distance not less than 900 mm (3 feet) nor more than 2.5 m (8 feet) from the nearest point of the structure. Exothermically weld the down conductors to ground rods and ground plates in the presence of the Contracting Officer's Representative (COR).
- G. Bond down conductors to metal main water piping where applicable.
- H. Bond down conductors to building structural steel.
- I. Connect roof conductors to all metallic projections and equipment above the roof as indicated on the drawings.
- J. Connect exterior metal surfaces, located within 900 mm (3 feet) of the conductors, to the conductors to prevent flashovers.
- K. Maintain horizontal or downward coursing of main conductor and insure that all bends have at least a 200 mm (8 inches) radius and do not exceed 90 degrees.
- L. Conductors shall be rigidly fastened every 900 mm (3 feet) along the roof and down to the building to ground.
- M. Air terminals shall be secured against overturning either by attachment to the object to be protected or by means of a substantial tripod or other braces permanently and rigidly attached to the building or structure.

- N. Install air terminal bases, cable holders and other roof-system supporting means without piercing roof membrane.
- O. Use through-roof connectors for penetration of the roof system. Flashing shall be provided by roofing contractor in accordance with Section 07 60 00, FLASHING AND SHEET METAL.
- P. Down conductors coursing on or in reinforced concrete columns or on structural steel columns shall be connected to the reinforcing steel or the structural steel member at its upper and lower extremities. In the case of long vertical members an additional connection shall be made at intervals not exceeding 30 M (100 feet).
- Q. A counterpoise or ground ring, where shown, shall be of No. 2/0 copper cable having suitable resistance to corrosion and shall be laid around the perimeter of the structure in a trench not less than 600 mm (2 feet) deep at a distance not less than 900 mm (3 feet) nor more than 2.5 M (8 feet) from the nearest point of the structure.
- R. On construction utilizing post tensioning systems to secure precast concrete sections, the post tension rods shall not be used as a path for lightning to ground.
- S. Where shown, use the structural steel framework or reinforcing steel as the down conductor.
 - 1. Weld or bond the non-electrically-continuous sections together and make them electrically continuous.
 - 2. Verify the electrical continuity by measuring the ground resistances to earth at the ground level, at the top of the building or stack, and at intermediate points with a sensitive ohmmeter. Compare the resistance readings.
 - 3. Connect the air terminals together with an exterior conductor connected to the structural steel framework at not more than 18 m (60 foot) intervals.
 - 4. Install ground connections to earth at not more than 18 m (60 foot) intervals around the perimeter of the building.
 - 5. Weld or braze bonding plates to cleaned sections of the steel and connect the conductors to the plates.
 - 6. Do not pierce the structural steel in any manner. Connections to the structural steel shall conform to UL 96A.

3.0 ACCEPTANCE CHECKS AND TESTS

- A. Test the ground resistance to earth by standard methods, and conform to the ground resistance requirements specified in Section 26 05 26, GROUNDING AND BONDING FOR ELECTRICAL SYSTEMS.
- B. A UL representative shall inspect the lightning protection system. Obtain and install a UL numbered master label for each of the lightning protection systems at the location directed by the UL representative and the COR.

END OF SECTION 26 41 00