

# Department of Veterans Affairs

AUDIE L. MURPHY MEMORIAL VETERANS HOSPITAL  
7400 MERTON MINTER BLVD.  
SAN ANTONIO, TEXAS

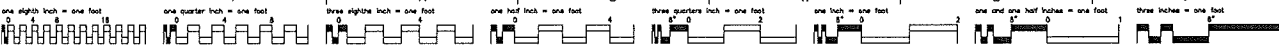
PROJECT: MAIN ELECTRICAL DISTRIBUTION - SWITCHGEAR  
PROJECT NO. : 671-14-114

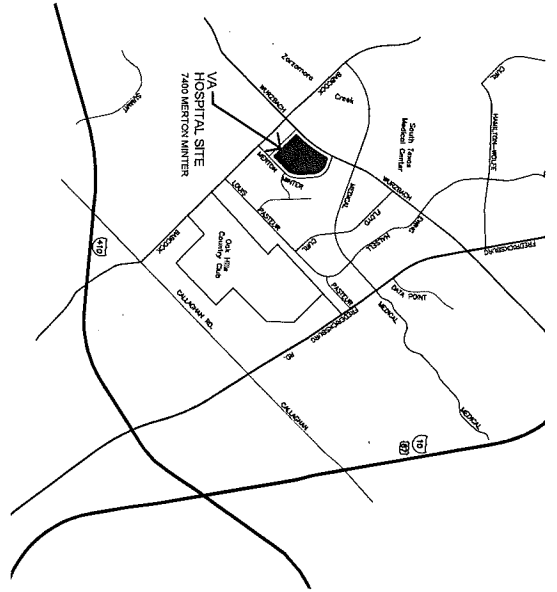
## DRAWING INDEX

### ARCHITECTURAL

- GI0.1 COVER SHEET
- GI0.2 DOCUMENT ORGANIZATION, SYMBOLS,  
AND GENERAL NOTES.
- GI0.3 OVERALL SITE PLAN.
- AD1.0 DEMOLITION FIRST FLOOR PLAN, DEMOLITION BASEMENT  
PLAN AND DEMOLITION PHOTOS.
- AD2.0 DEMOLITION REFLECTED CEILING PLAN, PARTIAL BUILDING  
SECTION AND DEMOLITION COLUMN PLAN
- AS1.0 FLOOR PLAN -- NEW WORK, BASEMENT PLAN -- NEW WORK, REFLECTED  
CEILING PLAN -- NEW WORK.
- AS2.0 PARTIAL, BUILDING SECTION, COLUMN DETAIL,  
DETAIL SECTION.
- S--100 STRUCTURAL PLAN AND DETAILS

CONSULTANTS:		100% SUBMITTAL		ARCHITECT:		Drawing Title		Project Title		Sheet Number		Office of Facilities Management	
				WEST EAST DESIGN GROUP		COVER SHEET		MAIN ELECTRICAL DISTRIBUTION - SWITCHGEAR		GI0.1			
				200 E. CHANDLER ST., SUITE 207, SAN ANTONIO, TEXAS 78203 USA 210.200.0755 FAX 210.255.3183 The above information can not be copied or reproduced without written consent from West East Design Group		Approved Project Director		Audie L. Murphy Memorial Veterans Hospital		671-14-114			
								2 DECEMBER 2014		1			
								RI		FT			
										Page 1 of 1			





1. DISSEMINATION SHALL BE DONE ACCORDING TO THE RELEVANT NATIONAL AND INTERNATIONAL STANDARDS AND PROCEDURES, INCLUDING THE PROTECTION OF PERSONAL DATA AND THE RIGHT TO BE FORGOTTEN.
2. DISSEMINATION SHALL BE DONE IN ACCORDANCE WITH THE NATIONAL AND INTERNATIONAL STANDARDS AND PROCEDURES.
3. DISSEMINATION MATERIAL SHALL BE STORED IN THE SECURED FORMATS, IF USED BY THE DISSEMINATION TEAM.
4. ALL DISSEMINATION MATERIAL SHALL BE STORED IN A SECURE AND SAFE MANNER.
5. ALL DISSEMINATION MATERIAL SHALL BE STORED IN A SECURE AND SAFE MANNER.
6. DISSEMINATION MATERIAL SHALL BE STORED IN A SECURE AND SAFE MANNER.
7. DISSEMINATION MATERIAL SHALL BE STORED IN A SECURE AND SAFE MANNER.
8. DISSEMINATION MATERIAL SHALL BE STORED IN A SECURE AND SAFE MANNER.
9. DISSEMINATION MATERIAL SHALL BE STORED IN A SECURE AND SAFE MANNER.
10. DISSEMINATION MATERIAL SHALL BE STORED IN A SECURE AND SAFE MANNER.
11. DISSEMINATION MATERIAL SHALL BE STORED IN A SECURE AND SAFE MANNER.

<b>DISTRIBUTION - ENGINEER</b>		<b>Project Number</b> 671-14-114
<b>Workman Designated</b> F	<b>Workman Designated</b> F	<b>Jobbing Number</b> 1
<b>GI02</b>		<b>Quantity Number</b> 1
<b>Office of Facilities Management</b>		
<b>Department of Veterans Affairs</b>		

THE GENERAL PLEST NOTES ARE PART OF THE CONTRACTOR'S SCOPE OF WORK. THEY SHALL BE TREATED IN CONJUNCTION WITH AND IN ADDITION TO SPECIFICATION SECTION 01 00 00 - GENERAL REQUIREMENTS AND MUST BE INCLUDED AS PART OF THE CONTRACTOR'S BEST BID.

**COORDINATION:**  
THE CONTRACTORS SHALL BE RESPONSIBLE FOR COORDINATING AND OBTAINING ALL NECESSARY PERMITS AND APPROVALS FROM THE APPROPRIATE AGENCIES AND AGENCIES.

- [illegible]

1. SPECIFICATIONS

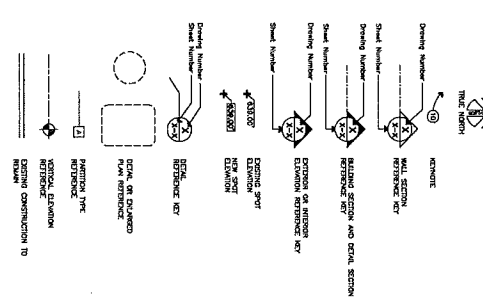
- [illegible]

1. GENERAL CONTRACTOR TO MOBILIZE & COORDINATE COOPERATION WITH  
 ALL THE LOCATION OF STATION AND IN THE AREA OF

- [illegible]



PRODUCT NORTH






# KEY NOTES


- 1 EXISTING DRIVEWAY THROUGH
- 2 EXISTING CONCRETE DRIVEWAY
- 3 EXISTING SIDEWALK
- 4 EXISTING RETAINING WALL
- 5 EXISTING DRIVEWAY PAVEMENT
- 6 EXISTING LOW BRICK WALL
- 7 NEW 12" NEW MASONRY
- 8 EXISTING DRIVEWAY
- 9 EXISTING DRIVEWAY
- 10 EXISTING DRIVEWAY
- 11 EXISTING DRIVEWAY
- 12 EXISTING DRIVEWAY
- 13 EXISTING DRIVEWAY
- 14 EXISTING DRIVEWAY
- 15 EXISTING DRIVEWAY
- 16 EXISTING DRIVEWAY
- 17 EXISTING DRIVEWAY
- 18 EXISTING DRIVEWAY
- 19 EXISTING DRIVEWAY
- 20 EXISTING DRIVEWAY
- 21 EXISTING DRIVEWAY
- 22 EXISTING DRIVEWAY
- 23 EXISTING DRIVEWAY
- 24 EXISTING DRIVEWAY
- 25 EXISTING DRIVEWAY
- 26 EXISTING DRIVEWAY
- 27 EXISTING DRIVEWAY
- 28 EXISTING DRIVEWAY
- 29 EXISTING DRIVEWAY
- 30 EXISTING DRIVEWAY
- 31 EXISTING DRIVEWAY
- 32 EXISTING DRIVEWAY
- 33 EXISTING DRIVEWAY
- 34 EXISTING DRIVEWAY
- 35 EXISTING DRIVEWAY
- 36 EXISTING DRIVEWAY
- 37 EXISTING DRIVEWAY
- 38 EXISTING DRIVEWAY
- 39 EXISTING DRIVEWAY
- 40 EXISTING DRIVEWAY
- 41 EXISTING DRIVEWAY
- 42 EXISTING DRIVEWAY
- 43 EXISTING DRIVEWAY
- 44 EXISTING DRIVEWAY
- 45 EXISTING DRIVEWAY
- 46 EXISTING DRIVEWAY
- 47 EXISTING DRIVEWAY
- 48 EXISTING DRIVEWAY
- 49 EXISTING DRIVEWAY
- 50 EXISTING DRIVEWAY
- 51 EXISTING DRIVEWAY
- 52 EXISTING DRIVEWAY
- 53 EXISTING DRIVEWAY
- 54 EXISTING DRIVEWAY
- 55 EXISTING DRIVEWAY
- 56 EXISTING DRIVEWAY
- 57 EXISTING DRIVEWAY
- 58 EXISTING DRIVEWAY
- 59 EXISTING DRIVEWAY
- 60 EXISTING DRIVEWAY
- 61 EXISTING DRIVEWAY
- 62 EXISTING DRIVEWAY
- 63 EXISTING DRIVEWAY
- 64 EXISTING DRIVEWAY
- 65 EXISTING DRIVEWAY
- 66 EXISTING DRIVEWAY
- 67 EXISTING DRIVEWAY
- 68 EXISTING DRIVEWAY
- 69 EXISTING DRIVEWAY
- 70 EXISTING DRIVEWAY
- 71 EXISTING DRIVEWAY
- 72 EXISTING DRIVEWAY
- 73 EXISTING DRIVEWAY
- 74 EXISTING DRIVEWAY
- 75 EXISTING DRIVEWAY
- 76 EXISTING DRIVEWAY
- 77 EXISTING DRIVEWAY
- 78 EXISTING DRIVEWAY
- 79 EXISTING DRIVEWAY
- 80 EXISTING DRIVEWAY
- 81 EXISTING DRIVEWAY
- 82 EXISTING DRIVEWAY
- 83 EXISTING DRIVEWAY
- 84 EXISTING DRIVEWAY
- 85 EXISTING DRIVEWAY
- 86 EXISTING DRIVEWAY
- 87 EXISTING DRIVEWAY
- 88 EXISTING DRIVEWAY
- 89 EXISTING DRIVEWAY
- 90 EXISTING DRIVEWAY
- 91 EXISTING DRIVEWAY
- 92 EXISTING DRIVEWAY
- 93 EXISTING DRIVEWAY
- 94 EXISTING DRIVEWAY
- 95 EXISTING DRIVEWAY
- 96 EXISTING DRIVEWAY
- 97 EXISTING DRIVEWAY
- 98 EXISTING DRIVEWAY
- 99 EXISTING DRIVEWAY
- 100 EXISTING DRIVEWAY




10 DEMOLITION PHOTO  
SCALE 1/8" = 1'-0"




9 DEMOLITION PHOTO  
SCALE 1/8" = 1'-0"



8 DEMOLITION PHOTO  
SCALE N.T.S.




7 DEMOLITION PHOTO  
SCALE N.T.S.




6 DEMOLITION PHOTO  
SCALE N.T.S.



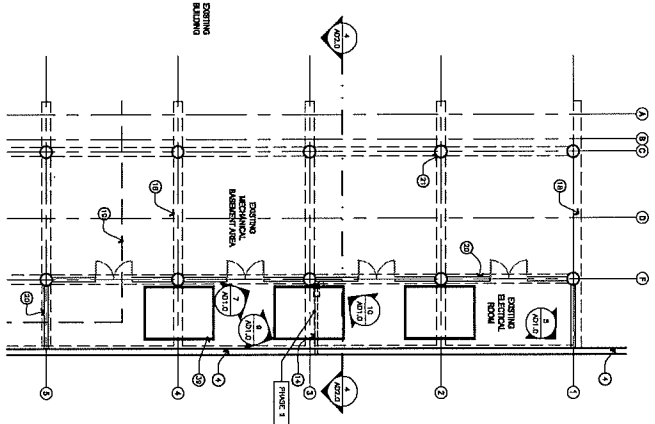
5 DEMOLITION PHOTO  
SCALE N.T.S.



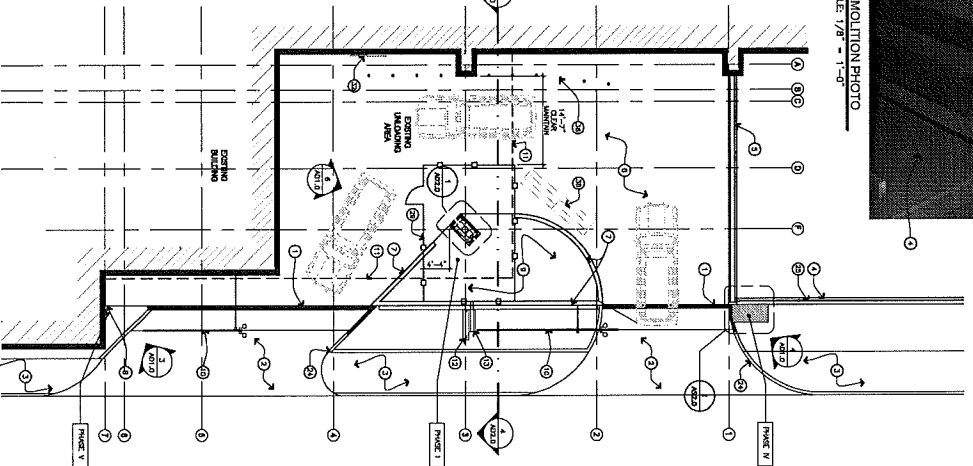
4 DEMOLITION PHOTO  
SCALE N.T.S.



3 DEMOLITION PHOTO  
SCALE N.T.S.



2 DEMOLITION BASEMENT PLAN  
SCALE 1/8" = 1'-0"



1 DEMOLITION FIRST FLOOR PLAN  
SCALE 1/8" = 1'-0"

## GENERAL NOTES

1. GENERAL CONTRACTOR TO VERIFY ALL DEMOLITION AND CONSTRUCTION DETAILS WITH THE ARCHITECT.
2. PROPOSED CONSTRUCTION SHALL BE IN ACCORDANCE WITH THE ARCHITECT'S REQUIREMENTS.
3. SHORING SHALL BE PROVIDED AND MAINTAINED THROUGHOUT THE CONSTRUCTION PERIOD.
4. PROPOSED CONSTRUCTION SHALL BE IN ACCORDANCE WITH THE ARCHITECT'S REQUIREMENTS.
5. ON-SITE CONTRACTOR SHALL BE RESPONSIBLE FOR THE PROTECTION OF ALL EXISTING UTILITIES AND STRUCTURES.

## CONSULTANTS:

ARCHITECT: WEST EAST DESIGN GROUP  
201 E. CALLETON ST., SUITE 202, SAN ANTONIO, TEXAS 78205-1234  
TEL: 210-555-1234 FAX: 210-555-1234

10% SUBMITTAL

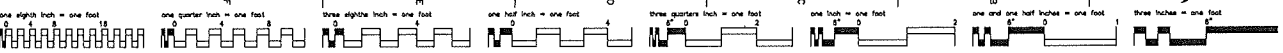
ARCHITECT: WEST EAST DESIGN GROUP  
201 E. CALLETON ST., SUITE 202, SAN ANTONIO, TEXAS 78205-1234  
TEL: 210-555-1234 FAX: 210-555-1234

DEMOLITION FIRST FLOOR PLAN  
DEMOLITION BASEMENT PLAN  
DEMOLITION PHOTOS

MAIN ELECTRICAL DISTRIBUTION -  
SMITH/CHICK  
2 DECEMBER 2014

AD10

Office of  
Facilities  
Management



DATE	DESCRIPTION	BY	CHKD
12/15/14	ISSUED FOR PERMIT	JL	ML
12/15/14	ISSUED FOR CONSTRUCTION	JL	ML
12/15/14	ISSUED FOR RECORD	JL	ML
12/15/14	ISSUED FOR ARCHIVE	JL	ML

DATE	DESCRIPTION	BY	CHKD
12/15/14	ISSUED FOR PERMIT	JL	ML
12/15/14	ISSUED FOR CONSTRUCTION	JL	ML
12/15/14	ISSUED FOR RECORD	JL	ML
12/15/14	ISSUED FOR ARCHIVE	JL	ML

DATE	DESCRIPTION	BY	CHKD
12/15/14	ISSUED FOR PERMIT	JL	ML
12/15/14	ISSUED FOR CONSTRUCTION	JL	ML
12/15/14	ISSUED FOR RECORD	JL	ML
12/15/14	ISSUED FOR ARCHIVE	JL	ML

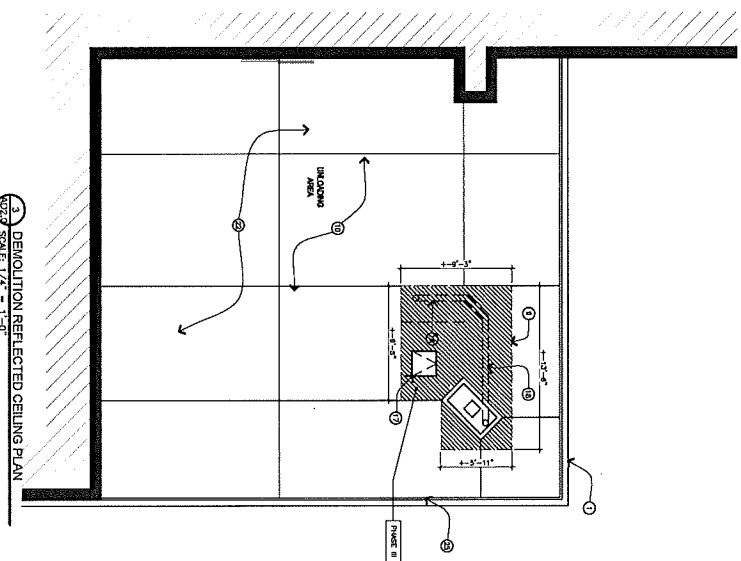
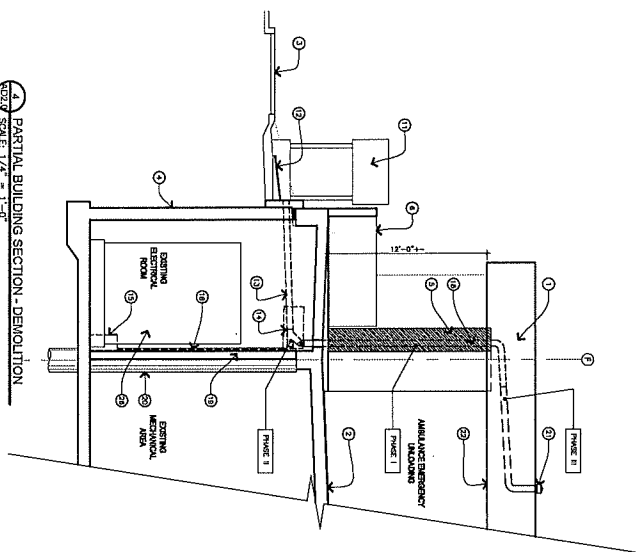
DATE	DESCRIPTION	BY	CHKD
12/15/14	ISSUED FOR PERMIT	JL	ML
12/15/14	ISSUED FOR CONSTRUCTION	JL	ML
12/15/14	ISSUED FOR RECORD	JL	ML
12/15/14	ISSUED FOR ARCHIVE	JL	ML

DATE	DESCRIPTION	BY	CHKD
12/15/14	ISSUED FOR PERMIT	JL	ML
12/15/14	ISSUED FOR CONSTRUCTION	JL	ML
12/15/14	ISSUED FOR RECORD	JL	ML
12/15/14	ISSUED FOR ARCHIVE	JL	ML

DATE	DESCRIPTION	BY	CHKD
12/15/14	ISSUED FOR PERMIT	JL	ML
12/15/14	ISSUED FOR CONSTRUCTION	JL	ML
12/15/14	ISSUED FOR RECORD	JL	ML
12/15/14	ISSUED FOR ARCHIVE	JL	ML

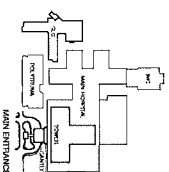
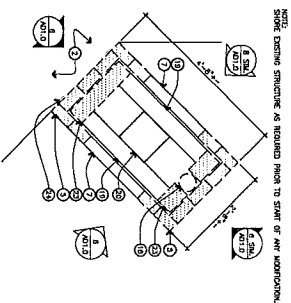
DATE	DESCRIPTION	BY	CHKD
12/15/14	ISSUED FOR PERMIT	JL	ML
12/15/14	ISSUED FOR CONSTRUCTION	JL	ML
12/15/14	ISSUED FOR RECORD	JL	ML
12/15/14	ISSUED FOR ARCHIVE	JL	ML























































































DATE	DESCRIPTION	BY	CHKD
12/15/14	ISSUED FOR PERMIT	JL	ML
12/15/14	ISSUED FOR CONSTRUCTION	JL	ML
12/15/14	ISSUED FOR RECORD	JL	ML
12/15/14	ISSUED FOR ARCHIVE	JL	ML

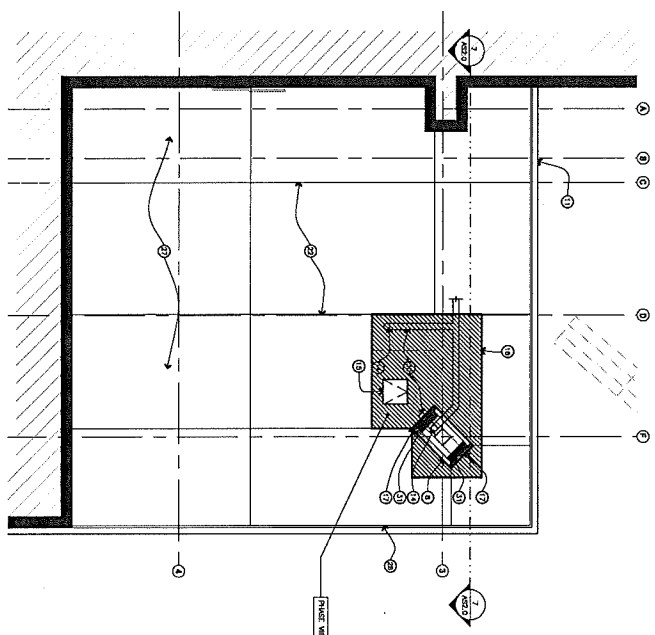
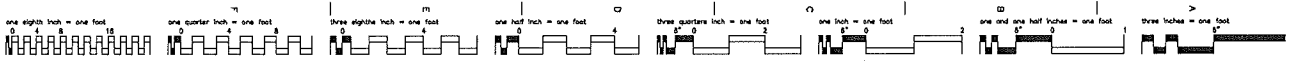


- ## KEY NOTES
- 1) DESIGNER: OWNER'S REPRESENTATIVE
  - 2) ARCHITECT: ARCHITECT/ENGINEER
  - 3) DESIGN: SPECIFICATIONS
  - 4) DESIGN: CONTRACT
  - 5) DESIGN: CONSTRUCTION
  - 6) DESIGN: CONSTRUCTION
  - 7) DESIGN: CONSTRUCTION
  - 8) DESIGN: CONSTRUCTION
  - 9) DESIGN: CONSTRUCTION
  - 10) DESIGN: CONSTRUCTION
  - 11) DESIGN: CONSTRUCTION
  - 12) DESIGN: CONSTRUCTION
  - 13) DESIGN: CONSTRUCTION
  - 14) DESIGN: CONSTRUCTION
  - 15) DESIGN: CONSTRUCTION
  - 16) DESIGN: CONSTRUCTION
  - 17) DESIGN: CONSTRUCTION
  - 18) DESIGN: CONSTRUCTION
  - 19) DESIGN: CONSTRUCTION
  - 20) DESIGN: CONSTRUCTION
  - 21) DESIGN: CONSTRUCTION
  - 22) DESIGN: CONSTRUCTION
  - 23) DESIGN: CONSTRUCTION
  - 24) DESIGN: CONSTRUCTION
  - 25) DESIGN: CONSTRUCTION
  - 26) DESIGN: CONSTRUCTION
  - 27) DESIGN: CONSTRUCTION
  - 28) DESIGN: CONSTRUCTION
  - 29) DESIGN: CONSTRUCTION
  - 30) DESIGN: CONSTRUCTION
  - 31) DESIGN: CONSTRUCTION
  - 32) DESIGN: CONSTRUCTION
  - 33) DESIGN: CONSTRUCTION
  - 34) DESIGN: CONSTRUCTION
  - 35) DESIGN: CONSTRUCTION
  - 36) DESIGN: CONSTRUCTION
  - 37) DESIGN: CONSTRUCTION
  - 38) DESIGN: CONSTRUCTION
  - 39) DESIGN: CONSTRUCTION
  - 40) DESIGN: CONSTRUCTION
  - 41) DESIGN: CONSTRUCTION
  - 42) DESIGN: CONSTRUCTION
  - 43) DESIGN: CONSTRUCTION
  - 44) DESIGN: CONSTRUCTION
  - 45) DESIGN: CONSTRUCTION
  - 46) DESIGN: CONSTRUCTION
  - 47) DESIGN: CONSTRUCTION
  - 48) DESIGN: CONSTRUCTION
  - 49) DESIGN: CONSTRUCTION
  - 50) DESIGN: CONSTRUCTION
  - 51) DESIGN: CONSTRUCTION
  - 52) DESIGN: CONSTRUCTION
  - 53) DESIGN: CONSTRUCTION
  - 54) DESIGN: CONSTRUCTION
  - 55) DESIGN: CONSTRUCTION
  - 56) DESIGN: CONSTRUCTION
  - 57) DESIGN: CONSTRUCTION
  - 58) DESIGN: CONSTRUCTION
  - 59) DESIGN: CONSTRUCTION
  - 60) DESIGN: CONSTRUCTION
  - 61) DESIGN: CONSTRUCTION
  - 62) DESIGN: CONSTRUCTION
  - 63) DESIGN: CONSTRUCTION
  - 64) DESIGN: CONSTRUCTION
  - 65) DESIGN: CONSTRUCTION
  - 66) DESIGN: CONSTRUCTION
  - 67) DESIGN: CONSTRUCTION
  - 68) DESIGN: CONSTRUCTION
  - 69) DESIGN: CONSTRUCTION
  - 70) DESIGN: CONSTRUCTION
  - 71) DESIGN: CONSTRUCTION
  - 72) DESIGN: CONSTRUCTION
  - 73) DESIGN: CONSTRUCTION
  - 74) DESIGN: CONSTRUCTION
  - 75) DESIGN: CONSTRUCTION
  - 76) DESIGN: CONSTRUCTION
  - 77) DESIGN: CONSTRUCTION
  - 78) DESIGN: CONSTRUCTION
  - 79) DESIGN: CONSTRUCTION
  - 80) DESIGN: CONSTRUCTION
  - 81) DESIGN: CONSTRUCTION
  - 82) DESIGN: CONSTRUCTION
  - 83) DESIGN: CONSTRUCTION
  - 84) DESIGN: CONSTRUCTION
  - 85) DESIGN: CONSTRUCTION
  - 86) DESIGN: CONSTRUCTION
  - 87) DESIGN: CONSTRUCTION
  - 88) DESIGN: CONSTRUCTION
  - 89) DESIGN: CONSTRUCTION
  - 90) DESIGN: CONSTRUCTION
  - 91) DESIGN: CONSTRUCTION
  - 92) DESIGN: CONSTRUCTION
  - 93) DESIGN: CONSTRUCTION
  - 94) DESIGN: CONSTRUCTION
  - 95) DESIGN: CONSTRUCTION
  - 96) DESIGN: CONSTRUCTION
  - 97) DESIGN: CONSTRUCTION
  - 98) DESIGN: CONSTRUCTION
  - 99) DESIGN: CONSTRUCTION
  - 100) DESIGN: CONSTRUCTION

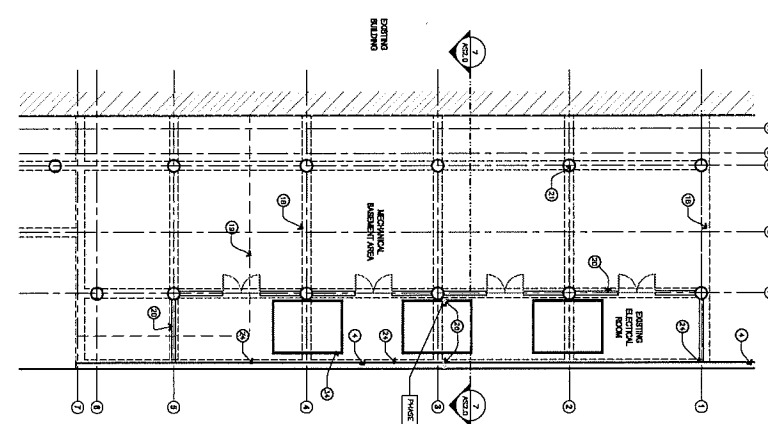
## GENERAL NOTES



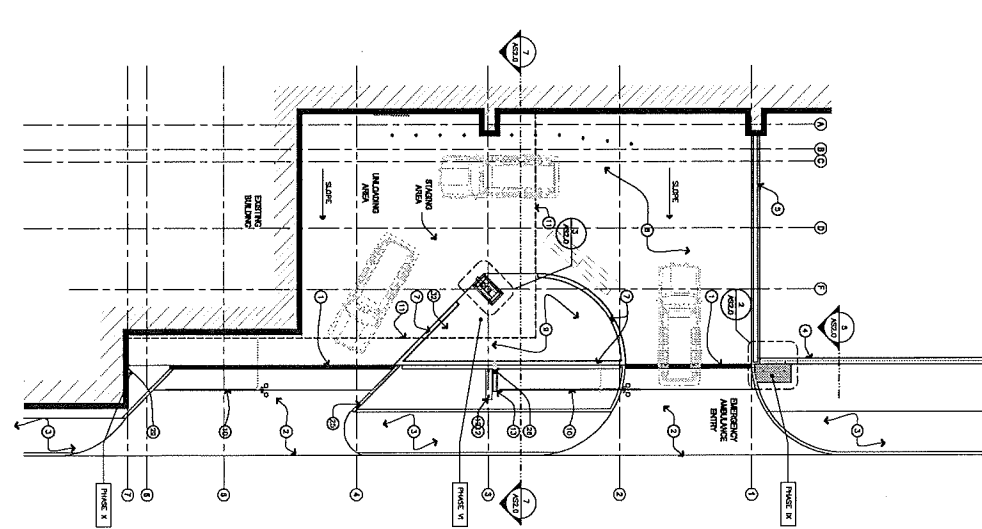
CONSULTANTS:							
		ARCHITECT:		WEST EAST DESIGN GROUP			
							
							
							
							
							
							
							
							
							
							
							
							
							
							
							
							
							
							
							
							
							
							
							
							
							
							
							
							



REFLECTED CEILING PLAN-NEW WORK  
SCALE 1/4" = 1'-0"



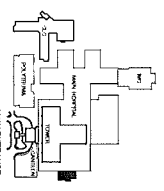
BASEMENT PLAN-NEW WORK  
SCALE 1/8" = 1'-0"



FLOOR PLAN-NEW WORK  
SCALE 1/8" = 1'-0"

KEY NOTES

- 1 EXISTING BRICKWORK TRENCH
- 2 EXISTING CONCRETE DRIVEWAY
- 3 EXISTING SIDEWALK
- 4 EXISTING RETAINING WALL
- 5 EXISTING BRICK WINDSCREEN
- 6 EXISTING ASPHALT DRIVEWAY
- 7 EXISTING LOW BRICK WALL
- 8 EXISTING BRICK WALL
- 9 EXISTING BRICK WALL
- 10 EXISTING BRICK WALL
- 11 EXISTING BRICK WALL
- 12 EXISTING BRICK WALL
- 13 EXISTING BRICK WALL
- 14 EXISTING BRICK WALL
- 15 EXISTING BRICK WALL
- 16 EXISTING BRICK WALL
- 17 EXISTING BRICK WALL
- 18 EXISTING BRICK WALL
- 19 EXISTING BRICK WALL
- 20 EXISTING BRICK WALL
- 21 EXISTING BRICK WALL
- 22 EXISTING BRICK WALL
- 23 EXISTING BRICK WALL
- 24 EXISTING BRICK WALL
- 25 EXISTING BRICK WALL
- 26 EXISTING BRICK WALL
- 27 EXISTING BRICK WALL
- 28 EXISTING BRICK WALL
- 29 EXISTING BRICK WALL
- 30 EXISTING BRICK WALL
- 31 EXISTING BRICK WALL
- 32 EXISTING BRICK WALL
- 33 EXISTING BRICK WALL
- 34 EXISTING BRICK WALL
- 35 EXISTING BRICK WALL
- 36 EXISTING BRICK WALL
- 37 EXISTING BRICK WALL
- 38 EXISTING BRICK WALL
- 39 EXISTING BRICK WALL
- 40 EXISTING BRICK WALL
- 41 EXISTING BRICK WALL
- 42 EXISTING BRICK WALL
- 43 EXISTING BRICK WALL
- 44 EXISTING BRICK WALL
- 45 EXISTING BRICK WALL
- 46 EXISTING BRICK WALL
- 47 EXISTING BRICK WALL
- 48 EXISTING BRICK WALL
- 49 EXISTING BRICK WALL
- 50 EXISTING BRICK WALL
- 51 EXISTING BRICK WALL
- 52 EXISTING BRICK WALL
- 53 EXISTING BRICK WALL
- 54 EXISTING BRICK WALL
- 55 EXISTING BRICK WALL
- 56 EXISTING BRICK WALL
- 57 EXISTING BRICK WALL
- 58 EXISTING BRICK WALL
- 59 EXISTING BRICK WALL
- 60 EXISTING BRICK WALL
- 61 EXISTING BRICK WALL
- 62 EXISTING BRICK WALL
- 63 EXISTING BRICK WALL
- 64 EXISTING BRICK WALL
- 65 EXISTING BRICK WALL
- 66 EXISTING BRICK WALL
- 67 EXISTING BRICK WALL
- 68 EXISTING BRICK WALL
- 69 EXISTING BRICK WALL
- 70 EXISTING BRICK WALL
- 71 EXISTING BRICK WALL
- 72 EXISTING BRICK WALL
- 73 EXISTING BRICK WALL
- 74 EXISTING BRICK WALL
- 75 EXISTING BRICK WALL
- 76 EXISTING BRICK WALL
- 77 EXISTING BRICK WALL
- 78 EXISTING BRICK WALL
- 79 EXISTING BRICK WALL
- 80 EXISTING BRICK WALL
- 81 EXISTING BRICK WALL
- 82 EXISTING BRICK WALL
- 83 EXISTING BRICK WALL
- 84 EXISTING BRICK WALL
- 85 EXISTING BRICK WALL
- 86 EXISTING BRICK WALL
- 87 EXISTING BRICK WALL
- 88 EXISTING BRICK WALL
- 89 EXISTING BRICK WALL
- 90 EXISTING BRICK WALL
- 91 EXISTING BRICK WALL
- 92 EXISTING BRICK WALL
- 93 EXISTING BRICK WALL
- 94 EXISTING BRICK WALL
- 95 EXISTING BRICK WALL
- 96 EXISTING BRICK WALL
- 97 EXISTING BRICK WALL
- 98 EXISTING BRICK WALL
- 99 EXISTING BRICK WALL
- 100 EXISTING BRICK WALL



CONSULTANTS:

ARCHITECT	WEST EAST DESIGN GROUP
MECHANICAL	MECHANICAL DESIGN GROUP
ELECTRICAL	ELECTRICAL DESIGN GROUP
PLUMBING	PLUMBING DESIGN GROUP
STRUCTURAL	STRUCTURAL DESIGN GROUP
LANDSCAPE	LANDSCAPE DESIGN GROUP
INTERIOR	INTERIOR DESIGN GROUP
EXTERIOR	EXTERIOR DESIGN GROUP
ENVIRONMENTAL	ENVIRONMENTAL DESIGN GROUP
HAZARDOUS	HAZARDOUS DESIGN GROUP
ARCHITECTURAL	ARCHITECTURAL DESIGN GROUP
ENGINEERING	ENGINEERING DESIGN GROUP
CONSTRUCTION	CONSTRUCTION DESIGN GROUP
OPERATIONS	OPERATIONS DESIGN GROUP
MAINTENANCE	MAINTENANCE DESIGN GROUP
TRAINING	TRAINING DESIGN GROUP
RESEARCH	RESEARCH DESIGN GROUP
DEVELOPMENT	DEVELOPMENT DESIGN GROUP
MARKETING	MARKETING DESIGN GROUP
SALES	SALES DESIGN GROUP
CUSTOMER SERVICE	CUSTOMER SERVICE DESIGN GROUP
FINANCIAL	FINANCIAL DESIGN GROUP
LEGAL	LEGAL DESIGN GROUP
TAX	TAX DESIGN GROUP
ACCOUNTING	ACCOUNTING DESIGN GROUP
IT	IT DESIGN GROUP
SECURITY	SECURITY DESIGN GROUP
COMPLIANCE	COMPLIANCE DESIGN GROUP
RISK MANAGEMENT	RISK MANAGEMENT DESIGN GROUP
QUALITY ASSURANCE	QUALITY ASSURANCE DESIGN GROUP
ENVIRONMENTAL	ENVIRONMENTAL DESIGN GROUP
HAZARDOUS	HAZARDOUS DESIGN GROUP
ARCHITECTURAL	ARCHITECTURAL DESIGN GROUP
ENGINEERING	ENGINEERING DESIGN GROUP
CONSTRUCTION	CONSTRUCTION DESIGN GROUP
OPERATIONS	OPERATIONS DESIGN GROUP
MAINTENANCE	MAINTENANCE DESIGN GROUP
TRAINING	TRAINING DESIGN GROUP
RESEARCH	RESEARCH DESIGN GROUP
DEVELOPMENT	DEVELOPMENT DESIGN GROUP
MARKETING	MARKETING DESIGN GROUP
SALES	SALES DESIGN GROUP
CUSTOMER SERVICE	CUSTOMER SERVICE DESIGN GROUP
FINANCIAL	FINANCIAL DESIGN GROUP
LEGAL	LEGAL DESIGN GROUP
TAX	TAX DESIGN GROUP
ACCOUNTING	ACCOUNTING DESIGN GROUP
IT	IT DESIGN GROUP
SECURITY	SECURITY DESIGN GROUP
COMPLIANCE	COMPLIANCE DESIGN GROUP
RISK MANAGEMENT	RISK MANAGEMENT DESIGN GROUP
QUALITY ASSURANCE	QUALITY ASSURANCE DESIGN GROUP

ARCHITECT:

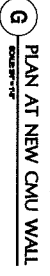
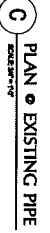

WEST EAST DESIGN GROUP  
200 E. CHANDLER ST., SUITE 207, SAN ANTONIO, TEXAS 78205 USA  
210.230.0705  
210.230.280.1010  
www.west-east.com

FLOOR PLAN - NEW WORK  
BASEMENT PLAN - NEW WORK  
REFLECTED CEILING PLAN - NEW WORK

MAIN ELECTRICAL DISTRIBUTION - SWITCHGEAR

Office of Facilities Management  
ASIO  
December 2014





Ch11  
Ch12  
Ch13  
Ch14  
Ch15  
Ch16  
Ch17  
Ch18  
Ch19  
Ch20  
Ch21  
Ch22  
Ch23  
Ch24  
Ch25  
Ch26  
Ch27  
Ch28  
Ch29  
Ch30  
Ch31  
Ch32  
Ch33  
Ch34  
Ch35  
Ch36  
Ch37  
Ch38  
Ch39  
Ch40  
Ch41  
Ch42  
Ch43  
Ch44  
Ch45  
Ch46  
Ch47  
Ch48  
Ch49  
Ch50  
Ch51  
Ch52  
Ch53  
Ch54  
Ch55  
Ch56  
Ch57  
Ch58  
Ch59  
Ch60  
Ch61  
Ch62  
Ch63  
Ch64  
Ch65  
Ch66  
Ch67  
Ch68  
Ch69  
Ch70  
Ch71  
Ch72  
Ch73  
Ch74  
Ch75  
Ch76  
Ch77  
Ch78  
Ch79  
Ch80  
Ch81  
Ch82  
Ch83  
Ch84  
Ch85  
Ch86  
Ch87  
Ch88  
Ch89  
Ch90  
Ch91  
Ch92  
Ch93  
Ch94  
Ch95  
Ch96  
Ch97  
Ch98  
Ch99  
Ch100

- PO-1 EVALUATE BOTTING SOIL IN AREA AROUND SCHEDULING AT LEAST 1" BELOW CONCRETE PERFORMING TO DESIGN OF THE FIELD AND CONCRETE.
- PO-2 PROPOSED PROVIDE SURFACE METHOD AND REFLECTIVE AIR LIFT PUMP.
- PO-3 REDUCE PISTON ROLL IN A PUMP CAPACITIES TO 1" AND TECHNIQUE TAPPING.
- PO-4 REPAIRMENT, REPAIRING NOT REQUIRED.
- PO-5 STORE THE ALKALI RETAINERS SHALL METHOD WITH PLASTIC COVER.

**SPECIAL INSTRUCTIONS**

THESE INSTRUCTIONS ARE NOT INCLUDED RECORD BOOK B OF A TYPICAL WORK. FROM THE SOIL AND FILL EXISTING WORK.

ED-2 (SHARP) DOSSILS ARE USED. RESIN DOSSILS IN NEW CONCRETE.

TO MATCH EXISTING  
EXPOSED DOQUEL NOTE.

EA-7 FOLLOWING CRACKING AND RECOATED CRACKS, REMOVE POWDER (P AND NEW AIR, FRESH AND PAINT ON ORIGINAL COATING THE AFFECTED AREA) CAVITY WITH RALLY CONSOLIDATED AND/OR FIX

5-3-3 FLUSH THE SURFACE CLEAN AND ALLOW THE SURFACE TO DRY.

DO NOT CLIMB AWAY ANY 60 FT OR UNBOUND CONCRETE WITHIN OR SURROUNDING THE  
RESTRAIN AREA

3) WE GROW IT (GELATIN CHEMICAL COMPANY);

- 1) BRANCO 888-CA MASTER BUILDERS, INC., OR
- 2) ART DIRECT MASTER BUILDERS, INC., OR

**REPORT RESULT NOTES.**

80-1 ACCEPTABLE (ON APPROVED SUBSTITUTION) NON-HARMING TROUT, CHEAD  
RETAIN PRODUCTS SHALL INCLUDE:

C-7 PROTECT AND CARE ALL CONCRETE SURFACES BEGIN COUNTING ELAPSED TIME IMMEDIATELY AFTER POURING CONCRETE.  
C-8 REINFORCING STEEL SHALL CONFORM TO ASTM A63, GRADE 60.  
C-9 CHARTER EXPLORED EDGES OF CONCRETE SHALL BE UNLESS NOTED OTHERWISE.

- C-3 THIRTY REINFORCED BAR COVER FOR CAST-IN-PLACE CONCRETE SHALL BE AS SHOWN ON
- C-4 DO NOT SPlice REINFORCED BARS EXCEPT AS NOTED ON THE PLANS.
- C-5 SECURE ALL REINFORCING, INCLUDING BARS, IN POSITION UNTIL GRAVEL AND CONCRETE PLACEMENT BEGINS ON THE SLAB SLURRY DECK. FINISHING OPERATIONS TO FOLLOW.

C-3 REINFORCING CONCRETE WORK IN ACCORDANCE WITH ACI 308 LATEST EDITION "REINFORCING CONCRETE" UNLESS MORE STRINGENT REQUIREMENTS ARE INDICATED.

SLIP, RANGL, 3'-3'  
PORTLAND CEMENT AGENT CAME, 1776 1/2  
FLY ASH AGENT CAME, 200 POUNDS BY WEIGHT  
BATCHES OF 17 ASH + 600 POUNDS  
BATCHES OF AIR FORTIFIED

**CONCRETE NOTES:**

C-1 CONCRETE MATERIALS SHALL BE AS FOLLOWS:

MAX CONC. STRENGTH AT 28 DAYS: 3000 PSI

IT IS REQUESTED THAT THE BOARD OF SUPERVISORS BE KEPT ADVISED OF ANY DEVELOPMENTS THAT MAY AFFECT THE CITY OF SAN ANTONIO REGARDING GENERAL COMPLIANCE WITH THE CONTRACT AS SUCH. IT WILL BE NECESSARY FOR THE CONTRACTOR TO RENDER SITE OBSERVATIONS AT THE PROJECT SITE PRIOR TO BEING COVERED 24" APPROPRIATE THE BOARD THAT THE WORK CAN BE REVERSED PRIOR TO BEING COVERED 24".

PERIODS OF OBSERVATION BY FIELD RESEARCHERS OR OTHERS SHALL BE SUFFICIENT FOR THE PURPOSE OF DETERMINING IF THE WORK IS PROGRESSING AS ANTICIPATED, AND THE STRUCTURAL CONTRACT DOCUMENTS, THIS LIMITED PERIOD OF OBSERVATION SHOULD NOT BE CONSIDERED AN EQUIVOCAL OR CONCLUSIVE CHECK OF THE QUALITY OR QUANTITY OF THE WORK. THE WORKER SHALL BE AVAILABLE AFTER REQUEST FOR THE PERIOD OF OBSERVATION.

AND EXERCISE THEORETICALLY SHOWN, DO NOT INDICATE THE METHOD OR MEANS OF THE CONTRACTOR SHALL, ADVISOR AND DIRECT THE WORK AND SHALL BE FULLY RESPONSIBLE FOR ALL CONSTRUCTION METHOD, MATERIAL, PROCEDURE, AND SEQUENCE.

40-1 DATE CANCELLATION BY: 7411 STRICKLAND, DOROTHY

A. LIVE LOADS  
L AREA LOAD \_\_\_\_\_ 300 PSF  
C. RWD CRITERIA FOR IRC-360 EDITION, NOT APPLICABLE

A DEAD LOAD SHALL BE THE TOTAL WEIGHT OF THE MATERIALS FORMING THE ROOF OF THE BUILDING INCLUDING SILLIA, FLOOR, ROOF, CEILING, STAIRWAYS, SERVICE TOWER, ETC.

THE CONTRACTOR SHALL NOTIFY THE BRIDGE OR ARCHITECT IMMEDIATELY UPON A CONFLICT OCCURS. THE CONTRACTOR SHALL PROVIDE THE BRIDGE OR ARCHITECT WITH A WRITTEN EXPLANATION OF THE CONFLICT DRAWDING OR DOCUMENT, CIRCUMSTANCES OF MATERIAL OR CONSTRUCTION, FORMATION OF THE CONFLICT, THAT IS IN CONFLICT, PRIOR TO RESOLUTION OF THAT CONFLICT. THE CONTRACTOR SHALL BE AT THE FULL RISK OF THE CONFLICT.

IT IS THE CONTRACTOR'S RESPONSIBILITY TO COMPLY WITH ALL APPLICABLE LAWS, ORDINANCES, AND REGULATIONS OF THE CITY OF SAN ANTONIO, TEXAS AND ALL APPLICABLE OTHER JURISDICTIONS. THE CONTRACTOR SHALL BE RESPONSIBLE FOR THE ACQUISITION OF ALL PERMITS, AND HAVE CONSTRUCTION PROCEDURES.

C. TENSILE CODE REQUIREMENTS FOR REINFORCED CONCRETE, AC 308.1, APPROVED CONCRETE INSTITUTE (ACI)

CONSTRUCTED IN ACCORDANCE WITH THE FOLLOWING:

- A. INTERNATIONAL BUILDING CODE (IBC) 2003.
- B. STEEL CONSTRUCTION MANUAL, LATEST EDITION, AMERICAN INSTITUTE OF STEEL CONSTRUCTION (AISC).

69-5 CODES AND REGULATIONS

APPLICATION  
NOTES AND DETAILS ON THIS SHEET SHALL APPLY UNLESS OTHERWISE NOTED ON NOTE  
PLANS



**G-1 IDENTIFICATION**

PROJECT: ADDIE L. HANFERT VETERANS PERSONAL HOSPITAL - MAIN ELECTRICAL DIST.

ARCHITECT: BEST PLANT DESIGN GROUP

DRAWING: CIP 106 - 481 100V-200A-200A-200A

**GENERAL NOTES**

<b>CONSULTANTS:</b>  <b>Office:</b> 10000 Wilshire Blvd., Suite 1000 Los Angeles, CA 90024 Tel: 310-274-2221 Fax: 310-274-2221 Email: info@10000wilshire.com Website: www.10000wilshire.com		Name: Dr. B. B. Title: President Address: 10000 Wilshire Blvd., Suite 1000 Los Angeles, CA 90024 Tel: 310-274-2221 Fax: 310-274-2221 Email: info@10000wilshire.com Website: www.10000wilshire.com	
<b>ARCHITECT:</b>  <b>WEST EAST DESIGN GROUP</b> 200 E. Broadway, Suite 200 Los Angeles, CA 90012 Tel: 213-681-6795 Fax: 213-681-6795 Email: info@westeastdesign.com Website: www.westeastdesign.com		Name: Dr. B. B. Title: President Address: 200 E. Broadway, Suite 200 Los Angeles, CA 90012 Tel: 213-681-6795 Fax: 213-681-6795 Email: info@westeastdesign.com Website: www.westeastdesign.com	
<b>Architect's Representative:</b> Name: Dr. B. B. Title: President Address: 200 E. Broadway, Suite 200 Los Angeles, CA 90012 Tel: 213-681-6795 Fax: 213-681-6795 Email: info@westeastdesign.com Website: www.westeastdesign.com		<b>Architect's Representative:</b> Name: Dr. B. B. Title: President Address: 200 E. Broadway, Suite 200 Los Angeles, CA 90012 Tel: 213-681-6795 Fax: 213-681-6795 Email: info@westeastdesign.com Website: www.westeastdesign.com	