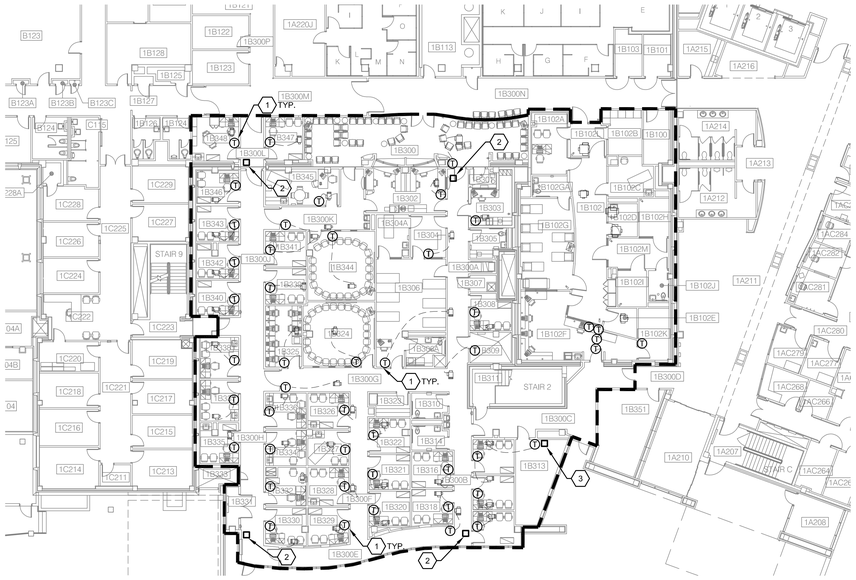

PARTIAL FIRST FLOOR PLAN - AREA B 1

SCALE: 1/16" = 1'0"

0' 8' 16' 32' 64'

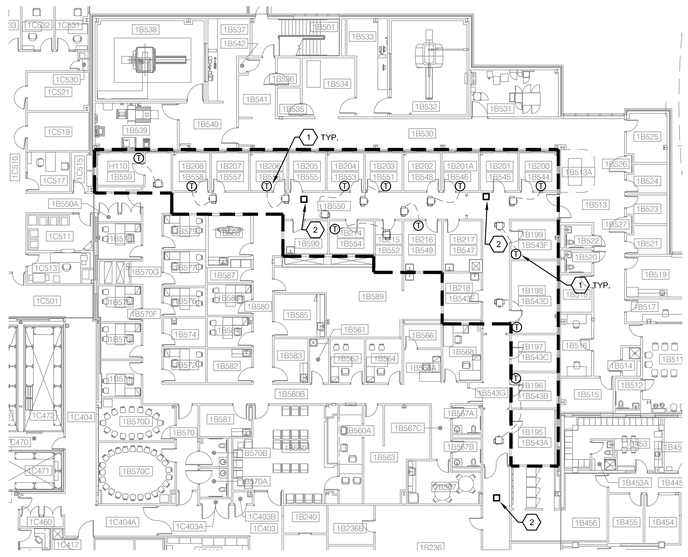

PARTIAL FIRST FLOOR PLAN - AREA C 2

SCALE: 1/16" = 1'0"

0' 8' 16' 32' 64'

CODED NOTES:

1. REMOVE AND REPLACE EXISTING PNEUMATIC THERMOSTAT WITH NEW WIRELESS PNEUMATIC THERMOSTAT (WPT). FIELD VERIFY EXACT LOCATION, TYPICAL FOR ALL THERMOSTATS ILLUSTRATED ON THIS DRAWING.
2. PROVIDE NEW WIRELESS REPEATER AT APPROXIMATE LOCATION. REFER TO GENERAL NOTES (THIS DWG) AND SPECIFICATIONS FOR ADDITIONAL INFORMATION.
3. PROVIDE CONTROLLER WITH WIRELESS USB HUB. CONTRACTOR SHALL MOUNT DIRECTLY TO WALL OR PROVIDE WALL SHELF. FIELD VERIFY AVAILABLE LOCATION WITHIN ROOM. REFER TO ELECTRICAL PLANS FOR ADDITIONAL INFORMATION.

GENERAL NOTES:

A. ALL EXISTING PNEUMATIC THERMOSTATS IN SCOPE OF WORK AREAS SHALL BE REPLACED WITH NEW WIRELESS PNEUMATIC THERMOSTATS (WPTs). LOCATIONS INDICATED ON PLANS ARE APPROXIMATE AND SHALL BE FIELD VERIFIED FOR EXACT LOCATION, MOUNTING HEIGHT, AND ACCESSIBILITY.

B. ACCESS TO ROOMS SHALL BE SCHEDULED WITH VA COR AND DEPARTMENT STAFF. SUBMIT PROPOSED SCHEDULE TO VA FOR REVIEW WITHIN 10 BUSINESS DAYS OF NOTICE TO PROCEED. AREAS CONSIDERED CRITICAL OR LIMITED AVAILABILITY SHALL BE COORDINATED WITH THE VA DURING THE DEVELOPMENT OF THE SCHEDULE.

C. FINAL QUANTITIES AND LOCATIONS OF WIRELESS REPEATERS SHALL BE DETERMINED BY THE CONTRACTOR AND VENDOR IN ORDER TO GUARANTEE A FULLY FUNCTIONAL SYSTEM.

D. CONTRACTOR SHALL IDENTIFY THE TYPE OF EACH PNEUMATIC THERMOSTAT (i.e. DIRECT, REVERSE-ACTING, OTHER) AND REPLACE WITH THE CORRECT TYPE WIRELESS PNEUMATIC THERMOSTAT (WPT).

E. REFER TO ELECTRICAL PLANS FOR ADDITIONAL INFORMATION.

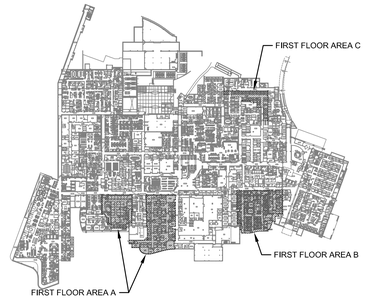

FIRST FLOOR KEY PLAN 3

NOT TO SCALE

FOR CONSTRUCTION

FULLY SPRINKLERED

Bid Issue	03-30-15
Revisions:	**Date**

CONSULTANTS:

STATE OF OHIO L.D. HENDRIX, JR 74490 REGISTERED PROFESSIONAL ENGINEER

13036

ARCHITECT/ENGINEER:

FREDRICK, FREDRICK & HELLER ENGINEERS, INC.
672 EAST ROYALTON ROAD
BROADVIEW HTS., OHIO 44147
TEL. (440) 546-9696
FAX: (440) 546-9699

Drawing Title: **PARTIAL FIRST FLOOR PLANS - AREAS B & C**

Approved: Project Director

Project Title: **CONVERT PNEUMATIC VAV BOXES TO DDC CONTROL**

Location: **VAMC - WADE PARK**

Date: 03-30-15 | Checked: LDH | Drawn: LDH

Project Number: 541-15-202

Building Number: 1

Drawing Number: **1-ME4B**

Dwg. of

Office of Facilities Management

Department of Veterans Affairs

VA FORM 08-6231, OCT 1978