

CODED NOTES:

1 REMOVE AND REPLACE EXISTING PNEUMATIC THERMOSTAT WITH NEW WIRELESS PNEUMATIC THERMOSTAT (WPT). FIELD VERIFY EXACT LOCATION. TYPICAL FOR ALL THERMOSTATS ILLUSTRATED ON THIS DRAWING.

2 PROVIDE NEW WIRELESS REPEATER AT APPROXIMATE LOCATION. REFER TO GENERAL NOTES (THIS DWG) AND SPECIFICATIONS FOR ADDITIONAL INFORMATION.

3 PROVIDE CONTROLLER WITH WIRELESS USB HUB. CONTRACTOR SHALL MOUNT DIRECTLY TO WALL OR PROVIDE WALL SHELF. FIELD VERIFY AVAILABLE LOCATION WITHIN ROOM. REFER TO ELECTRICAL PLANS FOR ADDITIONAL INFORMATION.

GENERAL NOTES:

A. ALL EXISTING PNEUMATIC THERMOSTATS IN SCOPE OF WORK AREAS SHALL BE REPLACED WITH NEW WIRELESS PNEUMATIC THERMOSTATS (WPTs). LOCATIONS INDICATED ON PLANS ARE APPROXIMATE AND SHALL BE FIELD VERIFIED FOR EXACT LOCATION, MOUNTING HEIGHT, AND ACCESSIBILITY.

B. ACCESS TO ROOMS SHALL BE SCHEDULED WITH VA COR AND DEPARTMENT STAFF. SUBMIT PROPOSED SCHEDULE TO VA FOR REVIEW WITHIN 10 BUSINESS DAYS OF NOTICE TO PROCEED. AREAS CONSIDERED CRITICAL OR LIMITED AVAILABILITY SHALL BE COORDINATED WITH THE VA DURING THE DEVELOPMENT OF THE SCHEDULE.

C. FINAL QUANTITIES AND LOCATIONS OF WIRELESS REPEATERS SHALL BE DETERMINED BY THE CONTRACTOR AND VENDOR IN ORDER TO GUARANTEE A FULLY FUNCTIONAL SYSTEM.

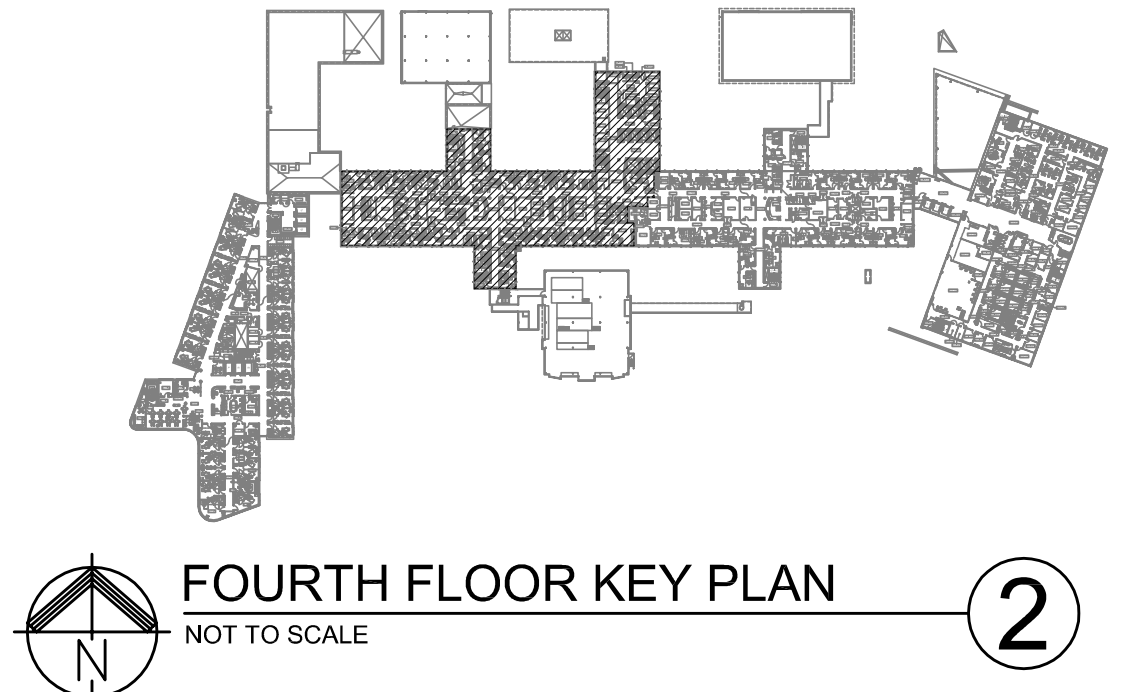
D. CONTRACTOR SHALL IDENTIFY THE TYPE OF EACH PNEUMATIC THERMOSTAT (i.e. DIRECT, REVERSE-ACTING, OTHER) AND REPLACE WITH THE CORRECT TYPE WIRELESS PNEUMATIC THERMOSTAT (WPT).

E. REFER TO ELECTRICAL PLANS FOR ADDITIONAL INFORMATION.




DEDUCT ALTERNATE 1 NOTES:

A. IF DEDUCT ALTERNATE 1 IS ACCEPTED, THIS DRAWING SHALL SUPERSEDE DRAWING 1-ME6.

B. DEDUCT ALTERNATE 1 WILL RESULT IN A TOTAL OF 65 WPTs TO BE INSTALLED ON THE FOURTH FLOOR.



FOR CONSTRUCTION

Bid Issue		03-30-15	CONSULTANTS:		ARCHITECT/ENGINEER:  FREDRICK, FREDRICK & HELLER ENGINEERS, INC. 872 EAST ROYALTON ROAD BROADVIEW HTS., OHIO 44147 TEL: (440) 546-9888 FAX: (440) 546-9899	Drawing Title DEDUCT ALTERNATE 1 FOURTH FLOOR PLAN		Project Title CONVERT PNEUMATIC VAV BOXES TO DDC CONTROL		Project Number 541-15-202		Office of Facilities Management  Department of Veterans Affairs		
						Approved: Project Director		Location VAMC - WADE PARK		Building Number 1			Drawing Number 1-MEG-ALT1	
						Date 03-30-15		Checked LDH		Drawn LDH			Dwg. of	
Revisions:		Date												