



Revisions	Date
1. REVERSE TELCOM OUTLETS AT ENROLLMENT AND TRAVEL DESK AND NOTES	4/13/2015

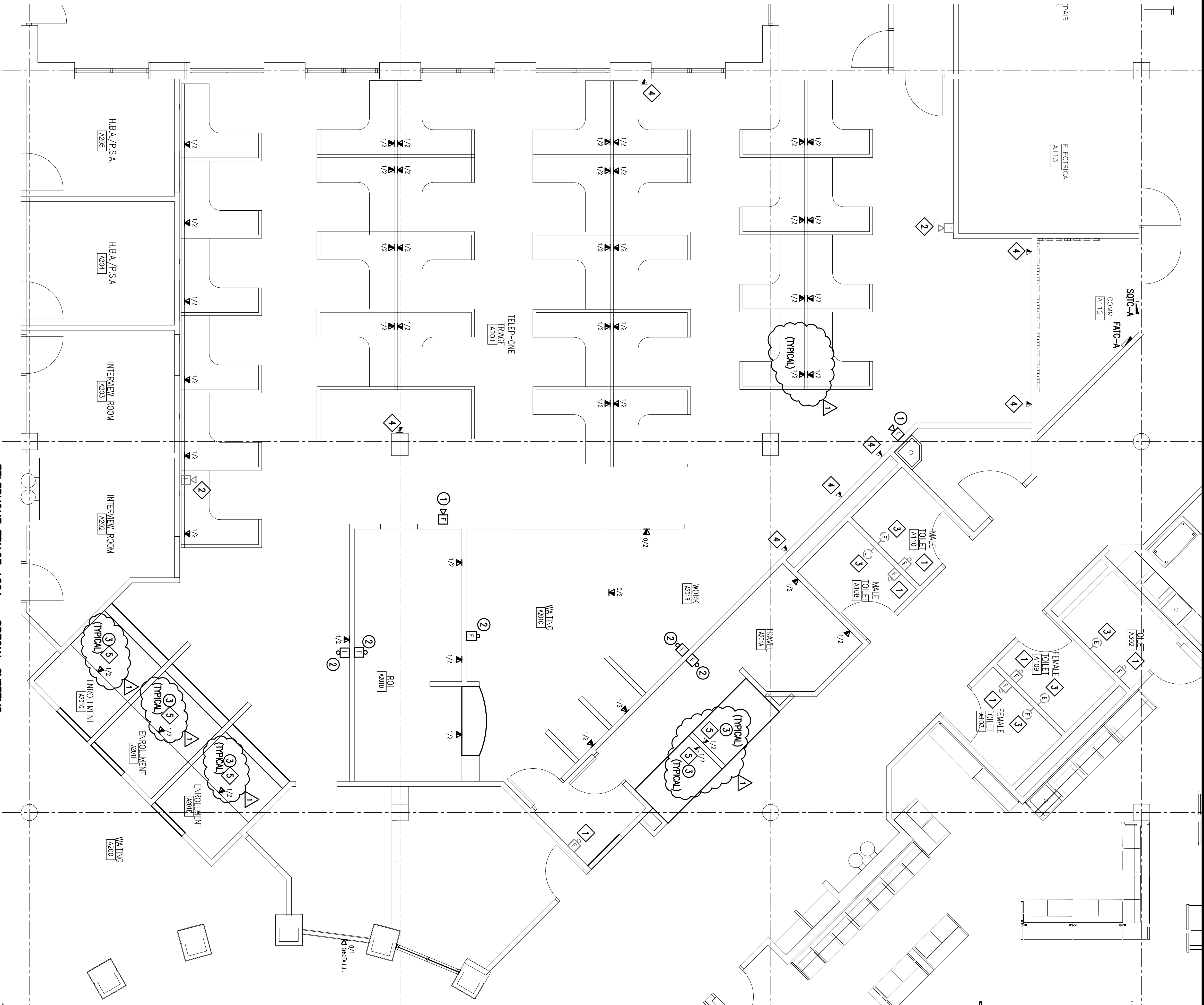
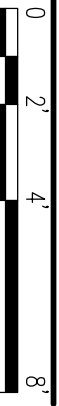


CORPORATE OFFICE
590 Means St., NW, Ste. 200
Atlanta, GA 30318
404.214.9774



CLARK•NEXSEN
440 MARTIN LUTHER KING, JR. BLVD
MACON, GEORGIA 31201
478.743.8415 FAX 478.743.8239
WWW.CLARKNEXSEN.COM

TELEPHONE TRACE A201 - SPECIAL SYSTEMS
SCALE: 1/4" = 1'-0"



- GENERAL NOTES:**
(THIS SHEET ONLY)
- A. ALL NEW FIRE ALARM SYSTEM DEVICES SHALL BE SUPPLIED BY THE MANUFACTURER'S REPRESENTATIVE OF THE EXISTING FIRE ALARM PANEL AND DEVICES.
 - B. ALL NEW SYSTEMS FURNITURE TO BE PROVIDED WITH 1 VOICE AND 2 DATA PER CIRCICLE.
 - C. ALL VOICE/DATA CIRCUITS TO DEMOLISHED SYSTEM FURNITURE IN ROOM A201 ARE TO BE DEMOLISHED TO EXISTING TO REMAIN PATCH PANEL OR PUNCHDOWN BLOCKS.
 - D. CONTRACTOR SHALL COORDINATE THE SITE PREPARATION AND REMOVAL OF FURNITURE WITH THE FURNITURE CONTRACTOR (SERIALS AND PARTS INFORMATION) FOR THE REMOVAL OF POWER AND DATA FOR THE MODULAR FURNITURE.

- DEMOLITION WORK KEYED NOTES:**
(THIS SHEET ONLY)
- 1 EXISTING TO REMAIN FIRE ALARM STROBE DEVICES(S).
 - 2 EXISTING TO REMAIN FIRE ALARM HORN/STROBE DEVICES(S).
 - 3 EXISTING TO REMAIN NURSE CALL DEVICES.
 - 4 EXISTING VOICE/DATA JACKS, INCLUDING ALL WIRING, TO REMAIN.
 - 5 REMOVE EXISTING TELECOMMUNICATIONS JACKS REMOVE DATA CABLE BACK TO THE EXISTING PATCH PANEL.

- NEW WORK KEYED NOTES:**
(THIS SHEET ONLY)
- 1 PROVIDE NEW 750D HORN/STROBE. CONTRACTOR IS RESPONSIBLE FOR ANY ADDITIONAL POWER SUPPLIES. EXISTING FIRE ALARM PANEL IS LOCATED IN ROOM A406A.
 - 2 PROVIDE NEW 750D STROBE. CONTRACTOR IS RESPONSIBLE FOR ANY ADDITIONAL POWER SUPPLIES. EXISTING FIRE ALARM PANEL IS LOCATED IN ROOM A406A.
 - 3 PROVIDE CAT 6 DATA CABLES FOR NUMBER JACKS INDICATED FROM NEW DATA OUTLET TO THE EXISTING PATCH PANEL AND 1 CAT 6 VOICE CABLE FOR THE NUMBER JACKS INDICATED FROM THE VOICE OUTLET TO THE EXISTING VOICE 110 PUNCH DOWN BLOCKS IN ROOM A112.

Drawing Title		Project Title		Date
ENLARGED FLOOR PLANS SPECIAL SYSTEMS		UPGRADE RESTROOMS AND INTERIOR FINISHES - VIERA OPC FINAL SUBMITTAL		11-14-2014
Approved Project Engineer		Building Number	Checked WALSH	Drawn BRDY
		Location VIERA, FL		Drawing NO. E405
				Dwg. Of XX
Veterans Administration				

U.S. GOVERNMENT PRINTING OFFICE: 1984-440-400-000