

AMENDMENT OF SOLICITATION/MODIFICATION OF CONTRACT		BPA NO.	1. CONTRACT ID CODE	PAGE 1	OF PAGES 28
2. AMENDMENT/MODIFICATION NO. A00005		3. EFFECTIVE DATE 04-16-2015	4. REQUISITION/PURCHASE REQ. NO. 675-15-2-3245-0009		5. PROJECT NO.(If applicable) 675-13-151
6. ISSUED BY Department of Veterans Affairs Orlando VA Medical Center 5201 Raymond Street Orlando FL 32803		CODE	7. ADMINISTERED BY (If other than Item 6) Department of Veterans Affairs Network Contracting Activity 8 (NCO 8) Orlando VA Medical Center 5201 Raymond Street Orlando FL 32803		CODE 00675
8. NAME AND ADDRESS OF CONTRACTOR (No., street, county, State and ZIP Code) To all Offerors/Bidders			(X)	9A. AMENDMENT OF SOLICITATION NO. VA248-15-R-0752	
			X	9B. DATED (SEE ITEM 11)	
				10A. MODIFICATION OF CONTRACT/ORDER NO.	
				10B. DATED (SEE ITEM 13)	
CODE		FACILITY CODE			

11. THIS ITEM ONLY APPLIES TO AMENDMENTS OF SOLICITATIONS

- ☒ The above numbered solicitation is amended as set forth in Item 14. The hour and date specified for receipt of Offers ☐ is extended, ☒ is not extended.
Offers must acknowledge receipt of this amendment prior to the hour and date specified in the solicitation or as amended, by one of the following methods:
(a) By completing Items 8 and 15, and returning _____ copies of the amendment; (b) By acknowledging receipt of this amendment on each copy of the offer submitted; or (c) By separate letter or telegram which includes a reference to the solicitation and amendment numbers. FAILURE OF YOUR ACKNOWLEDGMENT TO BE RECEIVED AT THE PLACE DESIGNATED FOR THE RECEIPT OF OFFERS PRIOR TO THE HOUR AND DATE SPECIFIED MAY RESULT IN REJECTION OF YOUR OFFER. If by virtue of this amendment you desire to change an offer already submitted, such change may be made by telegram or letter, provided each telegram or letter makes reference to the solicitation and this amendment, and is received prior to the opening hour and date specified.

12. ACCOUNTING AND APPROPRIATION DATA (If required)

13. THIS ITEM APPLIES ONLY TO MODIFICATIONS OF CONTRACTS/ORDERS, IT MODIFIES THE CONTRACT/ORDER NO. AS DESCRIBED IN ITEM 14.

(X)	A. THIS CHANGE ORDER IS ISSUED PURSUANT TO: (Specify authority) THE CHANGES SET FORTH IN ITEM 14 ARE MADE IN THE CONTRACT ORDER NO. IN ITEM 10A.
	B. THE ABOVE NUMBERED CONTRACT/ORDER IS MODIFIED TO REFLECT THE ADMINISTRATIVE CHANGES (such as changes in paying office, appropriation date, etc.) SET FORTH IN ITEM 14, PURSUANT TO THE AUTHORITY OF FAR 43.103(b).
	C. THIS SUPPLEMENTAL AGREEMENT IS ENTERED INTO PURSUANT TO AUTHORITY OF:
	D. OTHER (Specify type of modification and authority)

E. IMPORTANT: Contractor ☐ is not, ☐ is required to sign this document and return _____ copies to the issuing office.

14. DESCRIPTION OF AMENDMENT/MODIFICATION (Organized by UCF section headings, including solicitation/contract subject matter where feasible.)

The purpose of this amendment is to provide:

1. The record of Request for Information (RFI) submitted to date and the remaining Government responses all of which can be found in the attached RFI Tracking Log.
2. A revised Price Offer Schedule Template
3. Drawings E404 and E405 and
4. Addendum #1, Demolition Plan

Except as provided herein, all terms and conditions of the document referenced in Item 9A or 10A, as heretofore changed, remains unchanged and in full force and effect.

15A. NAME AND TITLE OF SIGNER (Type or print)		16A. NAME AND TITLE OF CONTRACTING OFFICER (Type or print)	
15B. CONTRACTOR/OFFEROR (Signature of person authorized to sign)		16B. UNITED STATES OF AMERICA BY (Signature of Contracting Officer)	
15C. DATE SIGNED		16C. DATE SIGNED	


A.1 List of Attachments

Attachment 1_RFI Tracking Log_ 675-13-151 _VA248-15-R-0752_ RFIs_ 1-75_ (Posted 04-16-2015)_ 22 Pages	Page 3
Attachment 2_Price Offer Schedule_ 041615_1 Page.....	Page 25
Attachment 3_Drawing E404-R1_ 1 Page.....	Page 26
Attachment 4_Drawing E405-R1_ 1 Page.....	Page 27
Attachment 5_ Addendum #1_ Demolition Plan_ 1 Page.....	Page 28

Request for Information (RFI) Tracking Log**Solicitation: VA-248-15-R-0752****Project: 675-13-151****Title: Upgrade Restrooms, Lighting & Interior Finishes-Viera****RFI Tracking Log_RFI# 1-75****Thursday, April 16, 2015**

RFI NBR	Question Response	Submitted By	Dated Received
1.	(1).Please clarify if the Awarded Contractor needs to hold a General Contractors License for the State of Florida or only for Subcontractor's that the awardee would hire? Thank you and I look forward to your response	Monument Construction	03-25-2015
Response	Reference VA248-15-R-0752, Page 19 Evaluation Factors, and Paragraph B. License: This project shall be performed by licensed professional Contractors. Failure to include appropriate/valid license will result in rejection of the contractor's proposal. Contractors are responsible for obtaining any necessary license and permits, and for complying with any Federal, State, and municipal laws, codes and regulations applicable to the performance of the work. 1. For the Prime Construction Contractor, include a valid General Contractor's License from any state is acceptable. 2. For Subcontractor/key personnel, submit a valid Specialty License, For example, A licensed Electrician and Licensed Plumber is required for this project. Therefore the Offeror must include the Electrician's License and Plumbers' license <u>and</u> any other specialty contractor's license.		
2.	(1). Plumbing notes specify that only the grate of the existing floor drains is to be replaced. There are no specifications showing what type of floor drains are in existence. In order to price the proper model of grate, we need to know what specific brand and style of drain	JAM Construction	3/25/2015
Response	Existing is Zurn. See typical drain below		

Request for Information (RFI) Tracking Log**Solicitation: VA-248-15-R-0752****Project: 675-13-151****Title: Upgrade Restrooms, Lighting & Interior Finishes-Viera****RFI Tracking Log_RFI# 1-75****Thursday, April 16, 2015**

				
3.	(1). Demolition drawings AD101 thru AD105, in General Note 9, lists thirteen (13) Restroom numbers that ceramic tile is to be removed from that are not shown on Reflected Ceiling Plan, Floor Plan, Finish Schedule and MEP drawings to receive any new finishes or MEP. These Restroom numbers are: A601, A601A, A602, A602A, B215A, C106, C122A, C123A, C124D, C337, C339, D224A & E603. Are any of these Restrooms part of the scope of work	Blue Cord Design & Construction	3/25/2015	
Response	See Revised Demolition Note Sheet dated 4/13/15, Addendum 1 found at Attachment 5, Amendment A00005,			
4.	(2). Demolition drawings AD101 thru AD105, in General Note 9, does not list three (3) Restroom numbers: B102, B119 & C319A, all of which appear on the Reflected Ceiling Plan, Floor Plan, Finish Schedule and MEP drawings as part of the scope of work. Should these Restrooms be included in note 9 on the demolition drawings AD101 thru AD105?	Blue Cord Design & Construction		
Response	See Revised Demolition Note Sheet dated 4/13/15, Addendum 1 found at Attachment 5, Amendment A00005,			
5.	(3). Demolition drawings AD101 thru AD105, in General Note 9, list Restroom number B403. B403 is not a Restroom. Should this Restroom number be B408?	Blue Cord Design & Construction		
Response	Yes – This restroom number should be B408			
6.	(4). Demolition drawings AD101 thru AD105, in General Notes 10 thru 13 lists twenty (20) Restroom numbers that are specified to have flooring and base removed that are not shown on Reflected Ceiling Plan, Floor Plan, Finish Schedule and MEP drawings to receive any new finishes or MEP. These	Blue Cord Design & Construction		

Request for Information (RFI) Tracking Log**Solicitation: VA-248-15-R-0752****Project: 675-13-151****Title: Upgrade Restrooms, Lighting & Interior Finishes-Viera****RFI Tracking Log_RFI# 1-75****Thursday, April 16, 2015**

	Restroom numbers are: A302, A601, A601A A602, A602A, B129, B215A, C106, C121, C122A, C123A, C124D, C325A, C336, C337, C338, C339, D208, D224A and E603. Are any of these Restrooms part of the scope of work?		
Response	See Revised Demolition Note Sheet dated 4/13/15, Addendum 1 found at Attachment 5, Amendment A00005,		
7	(5). Page 12 of the Original Solicitation states all designs shall comply with the listed design resources and design standards. Even though this project is not Design/build and The VA has presented 100% documents to us utilizing their own design team, are we responsible for verifying that the current design meets the listed resources and making corrections to comply, or are we to simply bid the plans and specs as provided?	Blue Cord Design & Construction	
Response	This is for any design work required during construction because of change orders or any other reason. The Contractor is required to follow applicable codes but does not have to verify the current design.		
8.	(6). Page 71 of the Original Solicitation provides a Price Offer Schedule (bid form). The bid form has a description for Alternate 1 stating "Breakout deductive pricing shall be provided for each designated restroom". Even though only one (1) Alternate price is being requested, is this actually eight (8) Alternate prices, one for each of the eight (8) restrooms listed? If so, does the VA want to provide a revised bid form that will provide space for the eight (8) Alternate prices, or should we modify the form?	Blue Cord Design & Construction	
Response	See Attachment 2, Price Offer Schedule 04-16-15 found in Amendment A00005 for a revised Priced Offer Schedule template. The Offeror shall fill in the appropriated information and submit as a material part of the price proposal.		
9.	(7). Does the scope of work include the GC to provide anything indicated on drawing AQ101? Are we to include labor or materials for any of the 14 equipment items listed there, other than reinstalling the items salvaged from the old A201 (note 29, AD101)? Note: there will not be enough existing equipment items to provide for all 36+ new work stations.	Blue Cord Design & Construction	
Response	The GC <u>IS NOT</u> responsible for equipment listed on AQ101. GC is responsible for all utility connections for the equipment.		
10.	(8). Drawing AQ101 appears to show 3 cameras, one each in rooms A200A, A200B & A200C. Electrical drawings do not indicate any conduiting or wiring for power or data to these locations for camera function. Is any electrical required at these three (3) locations?	Blue Cord Design & Construction	

Request for Information (RFI) Tracking Log**Solicitation: VA-248-15-R-0752****Project: 675-13-151****Title: Upgrade Restrooms, Lighting & Interior Finishes-Viera****RFI Tracking Log_RFI# 1-75****Thursday, April 16, 2015**

Response	No electrical work is required. Cameras are portable and used for business purposes. Cameras are illustrated for layout purposes. GC is not responsible for the cameras or any sort of utility connections.		
11.	(9). Will Managers Office A104 be occupied during construction in that area? Will access to it need to be maintained? Can it be unoccupied for 1 week for door relocation?	Blue Cord Design & Construction	
Response	NO. Office A104 will not be occupied during construction but that office will be used to access the Enrollment area. See further comments regarding phasing for Records area. -		
12.	(10). Drawing G003 Swing Space room F535 shows <u>9 work stations</u> to be setup by the GC utilizing modular furniture components from the existing work stations in A201 Telephone Triage. A Note on G003 indicates that the GC is to inventory existing modular furniture work stations for reuse and provide any additional parts necessary to make the new work station area in F535 complete. There are approximately <u>6 or 7 work stations</u> in the phase 1 area of A201. Will we be able to use some of the modular furniture in the Phase 2 area to complete F535? How many work stations must remain in use in phase 2 during phase 1 work	Blue Cord Design & Construction	
Response	<p>The GC will no longer be required to setup furniture in F535. The existing modular furniture will be disposed of by the GC. The VA may salvage up to 15% of the modular furniture.</p> <p>The following information will be added to the statement of work via amendment A0004:</p> <p>Thirty calendar days from issuance of the Notice to Proceed, but, no sooner than Aug 3, 2015, the VA will turn over the <u>entire</u> Records area with the exception of the Travel office (A201A) and Enrollment Area (A200A, A200B and A200C). There will be no more Phase 1 and Phase 2 areas as shown on G003 and G004.</p> <p>The Records area will need to be completed with 60 calendar days after the area is turned over to the GC. The VA's modular furniture vendor will install the new modular furniture during the last two weeks of the 60 calendar day Records area construction period. The GC will coordinate with the VA's vendor for the furniture installation and utility connections. The GC will connect the electrical pigtails for the furniture. All the furniture data/com wiring and outlets will be installed by the GC.</p>		

Request for Information (RFI) Tracking Log**Solicitation: VA-248-15-R-0752****Project: 675-13-151****Title: Upgrade Restrooms, Lighting & Interior Finishes-Viera****RFI Tracking Log_RFI# 1-75****Thursday, April 16, 2015**

	The Travel and Enrollment areas will be turned over to the GC after the Records area is back in use by the VA. The contractor can coordinate with the VA to complete some work in the Travel and Enrollment areas during the Records area work but the areas need to be usable during clinic hours. All work within The Travel and Enrollment areas will be completed within 30 calendar days after turn over.		
13	(11). Drawing AD101 shows a 22'-7" dimension for temporary barricade location between Phase 1 and Phase 2 areas. Several other architectural and electrical drawings show this separating barrier 2' further north and further into the phase 2 modular furniture work stations there, to accommodate the new modular furniture to be installed in Phase 1. This 2' is important since it is needed to erect the Phase 1 modular furniture and will eliminate 2 more of the old existing work stations in phase 2 as referenced in the above question. Can this temporary barricade wall be erected at least 24'-6" north of the south wall of A201?	Blue Cord Design & Construction	
Response	This barricade wall will no longer be needed, but a similar wall will be required to separate the Enrollment area (A200A, A200B and A200C) from the remaining Records area during construction and provide access thru Room A104. – The new door for room A104 will need to be installed before work on the records area starts.		
14.	(12). Will all plumbing fixtures go back in the same locations, not needing any changes to the sanitary drain location?	Blue Cord Design & Construction	
Response	Intent is for installation in current location. No relocation of underfloor drains. Adjust height to meet ADA for floor-mounted units, as possible for wall-mounted.		
15.	(1) Can we please have access or pictures of Telecommunications Rooms A406 & Telephone Room/MDF A112 inside the Viera Veterans Affairs Building? Morse needs clarification on rack space, panel counts, fiber patch panel availability? Please advise?	Morse Communications	04-02-2015
Response	Providing Photos of data room cabling, data patch panels and phone punch down blocks in A112 and Fire Alarm Panel in A406A – Special site visit held 4/9/15. – All data and phone cabling to be 5E. Bid based on providing additional 48 port data patch panel and additional phone punch down block.		

Request for Information (RFI) Tracking Log


Solicitation: VA-248-15-R-0752

Project: 675-13-151

Title: Upgrade Restrooms, Lighting & Interior Finishes-Viera

RFI Tracking Log_RFI# 1-75

Thursday, April 16, 2015



Request for Information (RFI) Tracking Log


Solicitation: VA-248-15-R-0752

Project: 675-13-151

Title: Upgrade Restrooms, Lighting & Interior Finishes-Viera

RFI Tracking Log_RFI# 1-75

Thursday, April 16, 2015



Request for Information (RFI) Tracking Log


Solicitation: VA-248-15-R-0752

Project: 675-13-151


Title: Upgrade Restrooms, Lighting & Interior Finishes-Viera

RFI Tracking Log_RFI# 1-75

Thursday, April 16, 2015



Request for Information (RFI) Tracking Log**Solicitation: VA-248-15-R-0752****Project: 675-13-151****Title: Upgrade Restrooms, Lighting & Interior Finishes-Viera****RFI Tracking Log_RFI# 1-75****Thursday, April 16, 2015**

			
16	(1) Plumbing notes specify that only the grate of the existing floor drains is to be replaced. There are no specifications showing what type of floor drains are in existence. In order to price the proper model of grate, we need to know what specific brand and style of drain.	J.A.M Construction	04-03-2015
Response	See answer to RFI #2		
17.	(2) Existing trap primers in restrooms w/floor drains are shut off and not operational due to leaks. SOW calls for replacing the tops only to these floor drains. The trap primers also need to be replaced in order for these floor drains to work properly.	J.A.M Construction	
Response	Install as noted and seal drain cap only. No trap primer work in contract		
18.	(3) Is Pro-press piping to be utilized in this solicitation or is soldering going to be allowed?	J.A.M Construction	
Response	The Viera VA utilizes Pro Press Fitting for our plumbing – The GC should base their bid on using Pro Press fittings. -		
19.	(1) Per Question 9 on Page 18 of the Solicitation Documents that have been made available for this anticipated Contract, please define/clarify the term “volume copy number?”	Midwestern Construction Services, Inc	
Response	For Example , proposal should be labeled as : <ul style="list-style-type: none"> • Technical Proposal Original • Technical Proposal Copy, Binder #1 • Technical Proposal Copy, Binder #2 		
20.	(2) Please provide the manufacturer/type of acoustical wall	Midwestern	

Request for Information (RFI) Tracking Log**Solicitation: VA-248-15-R-0752****Project: 675-13-151****Title: Upgrade Restrooms, Lighting & Interior Finishes-Viera****RFI Tracking Log_RFI# 1-75****Thursday, April 16, 2015**

	paneling for accurate quotation	Construction Services, Inc	
Response	Unknown-viewed at site visit. Conditions fairly standardized between various manufacturers		
21	(3) Please provide type of existing Inpro Corner Guards, wall guards, and hand rails.	Midwestern Construction Services, Inc	
Response	Unknown-viewed at site visit. Conditions fairly standardized between various manufacturers		
22.	(4) Sheet G004 states restrooms will be renovated in groups of 4 with no more than 1 in each area. Can an area that has both men's and women's that are side by side be renovated at the sometime and be considered 1 of the 4?	Midwestern Construction Services, Inc	
Response	See Restroom Phasing Plan found as an attachment in VA248-15-R-0752-A0004.		
23.	(5) It states in multiple places on the drawings to remove and re-install the ceiling grid. It is unclear if the ceiling tiles are being reused or replaced. Please clarify?	Midwestern Construction Services, Inc	
Response	Intent is to store and protect ceiling tile for reinstallation.		
24.	(6) The resinous flooring in the finish schedule is Methyl Methacrylate. This flooring requires special venting and could cause problems even several days after install as it has a very strong odor. Can the A/E recommend another type of flooring to prevent potential issues with patients and staff?	Midwestern Construction Services, Inc	
Response	VA standard. Provide specified product.		
25.	(7) Finish schedule shows PT/P at most of the walls in all the toilet rooms. PT is coded to mean Porcelain Tile and P is for Paint. There are no elevations or any notes that tell the contractors the extent of tile for each room. Tile specs are boiler plate. Please provide the specified finishes.	Midwestern Construction Services, Inc	
Response	Provide tile full height in showers		
26	(8) There is only (1) toilet that requires mud set which is B-408. Please clarify why only this toilet and not the rest?	Midwestern Construction Services, Inc	
Response	Not pertinent to bidding. Only known location.		
27.	(9) Please provide plumbing as-builds. If not available who will be responsible for locating the shut-off valves for supply to each restroom?	Midwestern Construction Services, Inc	
Response	VA will assist in locations.		

Request for Information (RFI) Tracking Log**Solicitation: VA-248-15-R-0752****Project: 675-13-151****Title: Upgrade Restrooms, Lighting & Interior Finishes-Viera****RFI Tracking Log_RFI# 1-75****Thursday, April 16, 2015**

28.	(10) Currently, “ <i>Evaluation Factor 4: Experience</i> ” Items 1-8 & “ <i>Evaluation Factor 5: Past Performance</i> ” Items 1-3 are both listed within the Solicitation as needing to be included within Technical Proposal <i>Tab D</i> . Given this, does the 5 page maximum relate to: (1) all content needing to be included within <i>Tab D</i> ? – or – (2) only the content relating to <i>Factor 4</i> ?	Midwestern Construction Services, Inc	
Response	The 5 page maximum is in reference to the content for Factor 4 “Experience”. There a 5 page limit for Technical Proposal Tab D, “Past Performance”. The information in Tab D should correspond to projects listed on the past performance questionnaire required for Tab F.		
29.	Similar information seems to be requested for “ <i>Evaluation Factor 4: Experience</i> ” Items 1-8 & “ <i>Evaluation Factor 5: Past Performance</i> ” Items 1-3. Given this, we would like to clarify the following: (1) Are the narratives requested for <i>Factor 4</i> needing to each be focused on specific requirements from an Offeror’s past project/experience history that directly relate to those associated with this Procurement? Example Scenario: A past project completed by Company X had a requirement regarding fabrication/installation of custom millwork/cabinetry. Company X successfully performed the tasks necessary to fabricate & install the millwork/cabinetry during the past project. While responding to the Evaluation Factors for the solicited Upgrade Restrooms, Interior Lighting & Interior Finishes Project at the Viera VA Outpatient Clinic (VVAOPC), Company X identifies that the experience gained through this past millwork/cabinetry requirement directly corresponds to a designed feature associated with the Project being solicited VVAOPC. Taking note of this correlation, Company X decides to cite the completion of this past project requirement as an experience example within <i>Evaluation Factor 4</i> of the Technical Proposal they are preparing for the project that is being solicited. They address the cited experience example within their Proposal by identifying the means, methods & practices that were used to successfully complete the work they were expected to perform. The Company anticipates that the cited example will properly communicate to the committee reviewing their submitted Proposal that they possess the ability to perform the millwork/cabinetry requirements relating to the solicited Project. Please acknowledge if the Example Scenario provided above is the correct way for preparing the narratives requested for <i>Evaluation Factor 4</i> ? If it is not could the proper method be provided? (2) Please clarify the type(s)	Midwestern Construction Services, Inc	

Request for Information (RFI) Tracking Log**Solicitation: VA-248-15-R-0752****Project: 675-13-151****Title: Upgrade Restrooms, Lighting & Interior Finishes-Viera****RFI Tracking Log_RFI# 1-75****Thursday, April 16, 2015**

	of resumes that are being requested for Evaluation Factor 4: Experience? (3) Can the specific content needing to be included within the Evaluation Factor 4: Experience resumes be identified? (4) Are the resumes being requested for Evaluation Factor 4: Experience to be related to personnel that worked on the project narratives that are to be included within Factor 4? (5) Evaluation Factor 4: Experience Item 6 Team Experience identifies to cite projects that have been completed by the Offeror (Prime Contractor) & the prospective subcontractors the Offeror is including on his Team for this Bid/Build Procurement. Is the response to this Item to be provided as a simple list of previously contractually teamed projects between the Offeror & his prospective sub-contractors –or– is a narrative needed? -also- Given that all B/B Projects possess different work requirements & therefore different sub-contracted work teams, is it permissible to identify the working relationship between the Offeror & each prospective Sub-Contractor individually?		
Response	(1) –(6): EXPERIENCE reflects whether contractors have performed similar work before. PAST PERFORMANCE on the other hand describes HOW WELL the contractors performed the work. Past Performance submitted for projects similar and or exceeding size and scope to this project will receive a more favorable rating. The Offerors demonstration of EXPERIENCE on projects similar or exceeding the size and scope of this project will receive a more favorable rating. (5) Offeror providing only a list of projects will be rated less favorable than Offerors that provide details and descriptions of projects. FOR PAST PERFORMANCE AND EXPERIENCE, PROJECTS COMPLETED BETWEEN 03/16/2014 AND 03/16/2015 WILL RECEIVE A MORE FAVORABLE RATING.		
30.	(12)The drawings are unclear if each restroom is to have the walls demolished completely or just the areas affected by the wainscot. Please clarify.	Midwestern Construction Services, Inc	
Response	Intent is to replace finishes only. Damage resulting from demolition must be repaired as necessary by Contractor including if fixture chair must be accessed.		
31.	(13) The key notes on the demolition drawings particularly note # 29 states Existing equipment inclusive of computers, monitors, printers, scanners. Is the responsibility of the contractor to remove and store. Please confirm that the VA will handle this key note of the project.	Midwestern Construction Services, Inc	
Response	Computer Equipment including monitors, printers and scanner will be moved by VA staff.		

Request for Information (RFI) Tracking Log**Solicitation: VA-248-15-R-0752****Project: 675-13-151****Title: Upgrade Restrooms, Lighting & Interior Finishes-Viera****RFI Tracking Log_RFI# 1-75****Thursday, April 16, 2015**

32.	(14) Are the carriers for adjacent bathrooms shared? If so, these bathrooms will have to be performed at the same time.	Midwestern Construction Services, Inc	
Response	Not anticipated or known. VA to coordinate w/ GC if encountered.		
33.	(15) Will the shower need to be tiled or is a prefabricated shower acceptable? Please provide a proper finish schedule with elevations for the shower		
Response	Tile full height as noted. No prefabricated units.		
34.	(16) Sheet AD101 Note 9 states to remove wainscot tile in rooms A-601, A-602, A-601A, and A-602A however these rooms are not identified on any sheets in the drawing set. Please clarify if these rooms are part of the project. If so, please provide drawings identifying these rooms as part of the project. These rooms are also not identified in the finish schedule. Nor are there any elevation drawings for the wainscot tile.	Midwestern Construction Services, Inc	
Response	See Revised Demolition Note Sheet dated 4/13/15, Addendum 1 found at Attachment 5, VA248-15-R-0752 Amendment A00005.		
35	(17) Given the strict requirements of no more than 4 bathrooms per phase the performance period is not long enough to allow for successful performance. Can the performance period be adjusted to 220 Days?	Midwestern Construction Services, Inc	
Response	The VA is considering increasing performance period if all restrooms are awarded - See Restroom Phasing Plan found as an attachment in VA248-15-R-0752 A0004		
36.	(18) Will negative pressure construction areas be required? If so is it acceptable to exhaust through bathroom vents? For other construction areas, what are the acceptable routes of exhausting negative air machines so that contractor can properly price means and methods for exhaust?	Midwestern Construction Services, Inc	
Response	Base your bid on exhausting to the nearest exterior door during WHEN hours. Any negative pressure work would have to be done during WHEN hours.		
37.	(19) It was mentioned several times that contractor is responsible for verifying actual site conditions and accuracy of Architects drawings; Please provide a full set of "As Build" drawings to allow contractors to perform due diligence.	Midwestern Construction Services, Inc	
Response	Bid per plans and specs		
38.	(20) Please provide make, model and manufacturer for specimen trough/chute or indicate custom fabrication		
Response	Custom Fabrication in accordance with drawings	T	
39.	(21) As part of the design the fire alarm and nurses call has	Midwestern	

Request for Information (RFI) Tracking Log**Solicitation: VA-248-15-R-0752****Project: 675-13-151****Title: Upgrade Restrooms, Lighting & Interior Finishes-Viera****RFI Tracking Log_RFI# 1-75****Thursday, April 16, 2015**

	been excluded from the drawings for the individual bathrooms. The only fire alarm drawings provided are for phase I and II of this project. Will this portion of work be excluded from the contract?	Construction Services, Inc	
Response	Existing fire alarm devices and local nurse call devices in restrooms are to remain in place. Protect existing devices when renovating restrooms.		
40.	(22) Please clarify the deduct alternates. Is the alternate deduct to included itemized line items for each and every bathroom or just one lump sum deducts.	Midwestern Construction Services, Inc	
Response	See Attachment 2, Price Offer Schedule 04-16-15 found in Amendment A00005 for a revised Priced Offer Schedule template. The Offeror shall fill in the appropriated information and submit as a material part of the price proposal		
41.	(23) Are there actually (9) nine alternate deducts?	Midwestern Construction Services, Inc	
Response	There are three (3). Alternate Deducts. See Attachment 2, Price Offer Schedule 04-16-15 found in Amendment A00005 for a revised Priced Offer Schedule		
42.	(24) Typical <i>Demolition Plan General Note 13</i> on <i>Sheet AD-102</i> of the included <i>Baseline Design Drawings Set</i> indicates to "Remove vinyl composition tile and rubber base in Locker Rooms 336 and 338." Following our review of the Floor Plans (Demolition & New) & Reflected Ceiling Plans (Demolition & New) included within the Set, we could not find where either of these two referenced rooms (336 & 338) have been graphically identified/communicated by the A/E. Could the specific location(s) of these rooms be clarified/provided by the A/E? Note: We have identified Rooms B-336 & B-338 on <i>Floor Plan – Area B</i> (Background Floor Plan on <i>Sheets AD-102, AD-112, A-102 & A-112</i>) of the <i>Drawings Set</i> . Though the Room Numbers are identified using a "B" & are noted within the Set as "Exam Rooms", are these the two rooms identifying with the "Locker Rooms 336 and 338" reference in <i>Demolition Plan General Note 13</i> on <i>Sheet AD-102</i> ?	Midwestern Construction Services, Inc	
Response	Locker Room C336 and C338 are no longer in this project		
43.	(25) Following our review of the <i>Baseline Design Drawings Set</i> included within the Solicitation Documents for this Project, we could not identify where the following Rooms have been graphically identified/communicated within the Set: ✓ <u>Area A</u> : A-601, A-601A, A-602 & A-602A ✓ <u>Area B</u> : B-129, B-215A & B-403 ✓ <u>Area C</u> : C-106, C-121, C-122A, C-123A, C-124D, C-325A,	Midwestern Construction Services, Inc	

Request for Information (RFI) Tracking Log**Solicitation: VA-248-15-R-0752****Project: 675-13-151****Title: Upgrade Restrooms, Lighting & Interior Finishes-Viera****RFI Tracking Log_RFI# 1-75****Thursday, April 16, 2015**

	C-337 & C-339 ✓ <u>Area D</u> : D-224A ✓ <u>Area E</u> : E-603 ✓ No Area Letter Designation: 336 & 338d We would like to request if the Rooms referenced above can be graphically clarified/identified by the A/E for both: (1) the Solicitation's formal Record; & (2) the purpose of verifying the correct/exact location of the referenced Rooms?		
Response	B-129 is a typo and is B120; B-403 is a typo and is B-408. All the other numbers reference above are no longer in this project.		
44.	(26) Following our review of the <i>Baseline Design Drawings Set</i> included within the Solicitation Documents for this Project, we identified conflicts between room functions indicated within provided note boxes & those found on the Floor & Reflected Ceiling Plans existing within the Set. Example: Note 13 of "Demolition Plan General Notes – Restrooms, Locker Rooms, and Shower Stalls" Note Box on Sheet AD-102 identifies Room B-129 as a "Restroom." Per <i>Demolition Floor Plan – Area B</i> (Background Floor Plan on Sheet AD-102), room is identified as "Office/Exam." Per <i>Floor Plan – Area B</i> (Background Floor Plan on Sheet A-102), room is still identified as "Office/Exam." Provided the above example, can the Set be reviewed by the A/E to ensure all note boxes & graphics provided within <i>Baseline Design Drawings Set</i> properly correlate? Once reviewed, can the A/E make any/all necessary revisions to the Set based on their findings? Note: For the following rooms, we would like to confirm: (1) the existing function of each identified room; & (2) the function of each identified room following the Project's Construction Phase: ✓ <u>Rm B-403</u> ○ Background Floor Plan Drawing(s) – Room Function: Vital Signs ▪ Confirm Existing Room Function? ▪ Confirm Room Function Following Construction Phase? ✓ <u>Rm 338 (B-338?)</u> ○ Background Floor Plan Drawing(s) – Room Function: Exam Room Confirm Existing Room Function? Confirm Room Function Following Construction Phase? ✓ <u>Rm 336 (B-336?)</u>	Midwestern Construction Services, Inc	

Request for Information (RFI) Tracking Log**Solicitation: VA-248-15-R-0752****Project: 675-13-151****Title: Upgrade Restrooms, Lighting & Interior Finishes-Viera****RFI Tracking Log_RFI# 1-75****Thursday, April 16, 2015**

	<ul style="list-style-type: none"> ○ Background Floor Plan Drawing(s) – Room Function: Exam Room <ul style="list-style-type: none"> ▪ Confirm Existing Room Function? ▪ Confirm Room Function Following Construction Phase? ✓ <u>Rm B-129</u> ○ Background Floor Plan Drawing(s) – Room Function: Office/Exam <ul style="list-style-type: none"> ▪ Confirm Existing Room Function? ▪ Confirm Room Function Following Construction Phase? 		
Response	See above RFI #43 Response -		
45.	(1) Specification Section 01 35 26 – 23, Paragraph 1.13, dictates the Contractor is to provide written certification that all employees assigned to work the site shall have had pre-placement tuberculin screening 90 days prior to assignment to the worksite. The stated performance period for the project is only 160 calendar days. Will the 90 days count against the performance period	Contract & Purchasing Solutions	04-02/2015
Response	TB Testing is not required for this Project.		
46.	(2) The RFP indicates the contractor is to remove all furniture, computers, printers, clocks and anything found in the medical records office and store it for re-installation. At the site visit the VA stated the removal of these types of items would be by the VA. Please clarify if the removal & reinstallation of these items will be the Contractor's responsibility of if it will be performed by the Government.	Contract & Purchasing Solutions	
Response	All Electronic devices will be moved by VA staff. Modular furniture with the exception of up to 15% will be disposed of by the GC.		
47.	(3) Who is responsible for installing the modular office furniture in the swing space?	Contract & Purchasing Solutions	
Response	A VA Vendor will install temp modular office furniture in F-Wing F535. The GC is no longer responsible for this.		
48.	(4) Who is responsible for installing the new modular furniture in the new Medical Records area?	Contract & Purchasing Solutions	
Response	A VA Vendor will set up the new modular furniture in the records area, but the GC will make utility connections and have the space ready for setup as planned. -		
49.	(5) Who is responsible for making the electrical & communications connections to the new furniture in the Medical Records area?	Contract & Purchasing Solutions	

Request for Information (RFI) Tracking Log**Solicitation: VA-248-15-R-0752****Project: 675-13-151****Title: Upgrade Restrooms, Lighting & Interior Finishes-Viera****RFI Tracking Log_RFI# 1-75****Thursday, April 16, 2015**

Response	The GC will connect the furniture electrical pigtails to an electrical junction box either at the wall or in the ceiling. All data/com wiring and faceplates will be provided and installed by the GC. See attached faceplate compatibility sheet and furniture planning guide (utilities).		
50.	(6) Since the Government indicated at the site visit that the phasing will be changed to allow the contractor to work the entire Medical Records area concurrently, will it be necessary to construct the 1-hour rated fire partition in that area if that change is made?	Contract & Purchasing Solutions	
Response	There will be no Phase 1 and Phase 2 for the records area, but construction wall will need to be set up to separate the enrollment area and room A104 door from the construction area. The construction wall shall be a 1-hour fire rated partition.		
51.	(1) Is there a preferred or required HVAC DDC Controls company for the building?	Blue Cord Design and Construction	04-03-2015
Response	Trane		
52.	(2) Is there a preferred or required fire alarm company for the building?	Blue Cord Design and Construction	04-03-2015
Response	The VA uses Firetronics to maintain our system.		
53.	(3) Drawing G003, Phase note 3, states "Restrooms will be renovated in <u>groups of four (4)</u> at one time, with no more than one restroom per area (areas A, B, C, D & E) out of service at any time". If the scope of work includes only the 28 restrooms included on the Finish Schedule on drawing A600 then Areas A, C, D & E all have 5 restrooms or less and area B has 12 restrooms. Taking the above statement literally, this means that after the first 5 phases of restroom remodeling there will still be 7 more B area restrooms to do and all other areas will be done. If we can only do one B restroom at a time the last 7 restrooms in B area would have to be done consecutively, one after the other in 7 additional phases after the first 5 phases for a total of 12 phases. 12 phases in 160 days would result in only 13 days per phase. This will not work. Can we be allowed to do 2 B area restrooms at a time as long as we keep the 2 out of service B restrooms as distant from each other as possible? a. Only B Area needs this concession. All other areas will have only one restroom remodeled at a time.	Blue Cord Design and Construction	04-03-2015
Response	If only 19 restrooms (4 restroom phases) are awarded the		

Request for Information (RFI) Tracking Log**Solicitation: VA-248-15-R-0752****Project: 675-13-151****Title: Upgrade Restrooms, Lighting & Interior Finishes-Viera****RFI Tracking Log_RFI# 1-75****Thursday, April 16, 2015**

	performance period will remain at 160 calendar days. If more than 19 restrooms (more than 4 restroom phases) are awarded the Performance Period to complete all Restroom phases will be increased to 220 calendar days from the NTP date.		
54.	(4) Specification 09 67 23.20, Resinous Epoxy Flooring, on page 7 calls for one coat of primer at 2-3 mil, one body coat of 20-30 mil and 2 coats of sealer at 2-3 mil. This adds up to only about 35 mils or only about 1/32" total thickness. Page 8 of the same spec section under 2.1, E, 3 states an overall product thickness of 3/16 to 1/4". Which is correct and what mil thickness would each of the application layers need to be?	Blue Cord Design and Construction	04-03-2015
Response	Spec takes into consideration the thickness of the aggregate (1/8-1/4"). Contractor to provide transition strip at change in material.		
55.	(5) Specification 09 67 23.20, Resinous Epoxy Flooring, at the bottom of page 6, under 2.1, A, 1 calls for Methyl Methacrylate or <u>MMA</u> as the type of epoxy flooring material. Page 7 of the same spec under system components describes <u>epoxy</u> type resinous flooring products. This is a conflict with two different types of resinous flooring products specified. Which is desired? Note: the MMA has a very strong odor during installation.	Blue Cord Design and Construction	04-03-2015
Response	VA standard. Provide specified product.		
56.	(6) Drawing E405 shows 32 new telephone/data outlets at modular furniture work stations and 10 more new telephone/data outlets at new walls. The following questions result: a) Does every tele/data line homerun all the way back to a telephone room? b) Where is this telephone room located? c) The groups of modular furniture with 8 and 10 work stations will have 24 or 30 CAT 6 cables leaving that location to handle the requirement for 3 lines per jack. Will this bundle of cables get to above the ceiling through power poles at each end of the workstation group, or some other raceway accessed through the floor slab or nearby walls? Note: power is shown to work stations in power poles.	Blue Cord Design and Construction	04-03-2015
Response	(a) Yes (b) A112 (c) Will be a combination of wall connections and utility poles. The detail will be coordinated with the furniture vendor after		

Request for Information (RFI) Tracking Log**Solicitation: VA-248-15-R-0752****Project: 675-13-151****Title: Upgrade Restrooms, Lighting & Interior Finishes-Viera****RFI Tracking Log_RFI# 1-75****Thursday, April 16, 2015**

	award. Existing wiring may be reused if it is in good condition and if it is long enough otherwise new Cat 5E cables shall be installed. See RFI#66 for additional info. Also see revised sheets found in VA248-15-R-0752 Amendment A00005 as Attachment 3 Drawing E404-R1 and Attachment 4 Drawing E405-R1 each dated 4/13/15. Cat 5E Cabling is acceptable.		
57.	(7) Will the GC be responsible for verifying toilet and sink code compliance dimensions/locations, or are we to just put the fixtures back where they are currently located?	Blue Cord Design and Construction	04-03-2015
Response	Intent is for installation in current location. No relocation of underfloor drains. Adjust height to meet ADA for floor-mounted units, as possible for wall-mounted.		
58.	(8) Drawing P402, note 3, requires replacement of the existing floor drain grate with a solid cover. It was stated by a plumber with experience in the building that the existing trap primers are not working. If the P-traps are not kept wet they will allow sewer gases to back up into the room. Should the floor drains be chipped out, removed and hard capped below the floor and have concrete installed over them?	Blue Cord Design and Construction	
Response	Install as noted and seal drain cap only. No trap primer work in contract		
59.	(9) Are the plumbing fittings required to be "Pro Press" type, or solder connected joints?	Blue Cord Design and Construction	04-03-2015
Response	Yes, Pro-Press		
60.	(10) We heard verbally in the prebid meeting that the GC will not be required to store anything for The VA. Is this true?	Blue Cord Design and Construction	
Response	Yes		
61.	(11) Will all modular furniture designated for demo/removal still be required to be salvaged for The VA, or can it be disposed of? Are there any other materials desired to be salvaged from demo?	Blue Cord Design and Construction	04-03-2015
Response	The VA may Salvage up to 15% of the modular furniture. The remaining furniture will be disposed of by the GC.		
62.	(12) Drawings G003 & G004 show a 2 phase plan for construction in room A201. It was mentioned in the prebid meeting that room A201 could be done at one time in one phase. Is this true? If this is true will there then be no need for	Blue Cord Design and Construction	04-03-2015

Request for Information (RFI) Tracking Log**Solicitation: VA-248-15-R-0752****Project: 675-13-151****Title: Upgrade Restrooms, Lighting & Interior Finishes-Viera****RFI Tracking Log_RFI# 1-75****Thursday, April 16, 2015**

	a barricade wall to separate the phases as indicated on those drawings?		
Response	The Records area can be done in one phase, however, the VA will keep the Travel Office (A201A) and the Enrollment area (A200A, A200B and A200C) in service during the construction time. Access to the Enrollment area would be thru room A104. The New door in room A104 would need to be built first and the door to be removed from A104 would happen last. The new construction in the Travel Office and the Enrollment area would need to be done during WHEN hours, over a weekend or after all other Records area work is complete. This work would be coordinated in detail with the GC. A 1-Hour fire rated partition barricade wall to separate the Enrollment area from the rest of the construction area will need to be put in place by the GC.		
63.	(13) In the prebid meeting it was mentioned that the GC would not be required to setup a temporary phone Triage Center in room F535 as required in the documents. Is this true? Will all work in F535 be excluded from this bid?	Blue Cord Design and Construction	04-03-2015
Response	The GC will not be required to setup furniture in F535. This work is no longer required.		
64.	(14) In the prebid meeting we were shown a VA created phasing plan for the restroom work. Can The VA forward to us that plan for our use?	Blue Cord Design and Construction	04-03-2015
Response	Yes		
65.	(15) In the VA phasing plan for the restrooms, mentioned above, we noticed that the 8 Alternate priced restrooms in the B wing and 1 in E wing were not included in that phasing plan. As part of the base bid wouldn't these 9 bathrooms need to be included in the VA restroom phasing plan and be done at least 2 at a time?	Blue Cord Design and Construction	04-03-2015
Response	See Restroom Phasing Plan for bidding purposes. Final Phasing Plan will depend on which restrooms are awarded.		
66.	(1) Drawing E405 shows 32 new telephone/data outlets at modular furniture work stations and 10 more new telephone/data outlets at new walls. The following questions result: a) Will there be adequate space for connection of the new tele/data lines to the existing equipment in the telephone room(s)? b) When can we be allowed in to see the tele/data room	Blue Cord Design and Construction	04-03-2015

Request for Information (RFI) Tracking Log**Solicitation: VA-248-15-R-0752****Project: 675-13-151****Title: Upgrade Restrooms, Lighting & Interior Finishes-Viera****RFI Tracking Log_RFI# 1-75****Thursday, April 16, 2015**

	and existing equipment? c) Will the GC be responsible for providing any new tele/data equipment if needed to support all new lines?		
Response	<p>a) The GC will be required to install additional 48 port data patch panel and additional phone punch down block(s). Cat 5E cabling shall be used.</p> <p>b) See RFI Response #15.</p> <p>c) The GC will not be required to provide new switches, but will be responsible for providing, installing and testing all cabling.</p> <p>NOTE: a data/com outlet shall be installed in each Enrollment area A200A, A200B and A200C if the existing one data/com outlet is demolished.</p> <p>Also see revised sheets found in VA248-15-R-0752 Amendment A00005 as Attachment 3 Drawing E404-R1 and Attachment 4 Drawing E405-R1 each dated 4/13/15. Cat 5E Cabling is acceptable.</p>		
67.	(1) On the 1 st Page of the SF1442, it states to email RFI's to Wayne Boger and in the Subject Line, put "VA248-15-R-1875". Just want to confirm this is a mistake and it should be "VA248-15-R-0752".	Polu Kai Services, LLC	04-06-2015
Response	Yes, the correct solicitation number is VA248-15-R-0752".	WLB	
68.	(2) Will you accept CPARS Ratings or PPQs used on previous proposals in lieu of the Past Performance Questionnaires sent in by our Clients?	Polu Kai Services, LLC	04-06-2015
Response	Yes, A CPARS Rating will be accepted if the rating submitted is verified as originating from the CPARS Database.		
69.	(3) Is Tuberculosis testing for each on site worker going to be a requirement? If so, how much does the testing cost? Is the contractor going to incur this cost?	Polu Kai Services, LLC	04-06-2015
Response	No, TB testing is not required for this project.		
70.	(4) General Note 13 on AD-101 refers to Locker Rooms 336 and 338. Rooms 336 and 338 are shown as Exam Rooms on the drawings. Are the Exam Rooms to be included in this project?	Polu Kai Services, LLC	04-06-2015
	The locker rooms are in C-Wing and they are no longer in this		

Request for Information (RFI) Tracking Log**Solicitation: VA-248-15-R-0752****Project: 675-13-151****Title: Upgrade Restrooms, Lighting & Interior Finishes-Viera****RFI Tracking Log_RFI# 1-75****Thursday, April 16, 2015**

	restroom project.		
71.	(5) Room B129 is listed as a restroom but is shown as an Office Exam Room. Please confirm this room is not part of the project	Polu Kai Services, LLC	04-06-2015
Response			
73.	(6) B215A, C121, C325A, D224A, and E603 are restrooms and Note 13 states to remove vinyl composition tile and rubber base but the drawing does not reflect this. Is the contractor to include these restrooms in the project?	Polu Kai Services, LLC	04-06-2015
Response	B129 is a typo – It should read B120.		
74.	(7) Note 9 on AD111 states to remove ceramic tile wainscot in Rooms B215A and C106, C122AQ, C123A, and C124D, C337, C339, D224A, and E603 but it is not shown on the drawings. Are these bathrooms to be included in the project?	Polu Kai Services, LLC	04-06-2015
Response	These restrooms are no longer in this project		
75.	(8) Note 9 on AD112 states to remove ceramic tile and wainscot in Room B403 but no work is shown in B403. Is B403 part of this project?	Polu Kai Services, LLC	04-06-2015
Response	B403 is a typo – the correct restroom room number is B408.		

Price Offer/Schedule

Line Item		Description	Price
0001	Base Bid (ALL WORK) Completion time: 220 Calendar days (for Six Restroom Phases)	1. Selected vendor to provide Construction Services as specified in the Solicitation and Amendments to include. a. General Construction - Interior renovation of designated restrooms and administrative spaces. Work includes general construction, alterations and necessary removal of existing structures and construction and certain other items. b. Electrical Work - Interior renovation of designated restrooms and administrative spaces. Work includes all labor, material, equipment and supervision to perform the required electrical construction work on this project including lighting, power, low-voltage and data systems in administrative spaces and lighting in restrooms. c. Mechanical Work - Interior renovation of designated restrooms and administrative spaces. Work includes all labor, material, equipment and supervision to perform the required Mechanical construction work on this project including HVAC and fire suppression systems in administrative spaces and plumbing systems in restrooms.	Enter Total Amount
		Note: A Single Award will be made for Line Item 0001 (Base Bid). However in the event the proposed offer for line item 0001 (Base Bid) exceeds available funds, a single award will be made based on the following priority: Line Item 0002, Line Item 0003, and then Line Item 0004.	Enter Total Amount
0002	Deduct Alternate # 1 Completion Time 220 Calendar days	Includes all work in Base Bid Line Item 0001, except DEDUCT renovation of Restroom B117, Restroom B119 and Restroom B120. (Six Restroom Phases)	Enter Total Amount
0003	Deduct Alternate # 2 Completion time: 220 Calendar days	Includes all work in Base Bid Line Item 0001, except DEDUCT renovation of Restroom B117, Restroom B119 Restroom B120, Restroom B220A, Restroom B313 and Restroom B317. (Six Restroom Phases)	Enter Total Amount
0004	Deduct Alternate #3 Completion time: 160 Calendar days	Includes all work in Base Bid Line Item 0001, except DEDUCT renovation of Restroom B117, Restroom B119 Restroom B120, Restroom B220A, Restroom B313, Restroom B317, Restroom B319, Restroom B408 and Restroom E514. (Four Restroom Phases)	Enter Total Amount

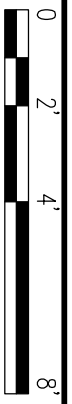
Printed Name: _____

Title: _____

Signature _____ Date: _____



TELEPHONE TRIAGE A201 - POWER



GENERAL NOTES:

(THIS SHEET ONLY)

A. CONTRACTOR SHALL COORDINATE THE SITE PREPARATION AND FURNITURE REQUIREMENTS WITH THE FURNITURE CONTRACTOR (SEPARATE GOVERNMENT CONTRACTOR) PRIOR TO ROUGHING IN POWER AND DATA FOR THE MODULAR FURNITURE.

DEMOLITION WORK KEYED NOTES:

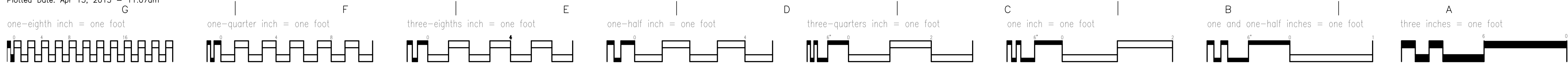
(THIS SHEET ONLY)

1. DEMOLISH ALL POWER FEEDS TO EXISTING SYSTEM PLUMBING IN 2201. REMOVE CONDUIT AND WIRE BACK TO SOURCE. LABEL BREAKER AS SPARE.
2. ALL ELECTRICAL EQUIPMENT IN ELECTRICAL ROOM A113 IS EXISTING TO REMAIN.
3. EXISTING TO REMAIN RECEPTACLES AND CIRCUITING.
4. DEMOLISH RECEPTACLE, WIRING, AND CONDUIT BACK TO SOURCE.
5. REMOVE EXISTING RECEPTACLE AND MOUNTAIN EXISTING CIRCUITRY FOR RECONNECTION TO NEW RECEPTACLES.


NEW WORK KEYED NOTES:

(THIS SHEET ONLY)

- ① REMOVE NEW 4X6A, 480/120/208V AIR-TYPE TRANSFORMER FROM CEILING. PROVIDE TRANSFORMER ON 800/UNISTRUT SUPPORT SYSTEM FROM CEILING DECK SO THAT BOTTOM OF UNISTRUT IS AT 60" A.F.F. UTILIZE RUBBER PADS BETWEEN TRANSFORMER AND UNISTRUT TO DAMPEN VIBRATION. BOND TO GROUND WITH #200 GROUND.
- ② REMOVE 70A/3P BREAKER IN SHEET POLE SPACE IN EXISTING PANEL N4A. N4A IS A SOURCE 4-LINE, 480/277V, 3Φ, 4W, 250A PANELBOARD, CAT. #1211050928933.
- ③ PROVIDE NEW PANELBOARD N4L2, SEE PANELBOARD SCHEDULE, SHEET E601. SEE RISER DIAGRAM, SHEET E001.
- ④ PROVIDE 3Φ, 4W/60A/2" FROM NEW BREAKER IN PANEL N4A TO NEW TRANSFORMER N11.
- ⑤ PROVIDE 44L/0/60A/2" FROM SECONDARY OF NEW TRANSFORMER N11 TO MAIN BREAKER IN PANEL N4L2.
- ⑥ PROVIDE 4" x 4" JUNCTION BOX AND CIRCUITING ABOVE CEILING FOR POWER POLE CONNECTION TO NEW SYSTEM FURNITURE. SEE PANEL SCHEDULE SHEET E01. COORDINATE LOCATION WITH SYSTEM FURNITURE VENDOR.
- ⑦ PROVIDE 4" x 4" JUNCTION BOX ABOVE CEILING WITH SYSTEM FURNITURE CONNECTION. COORDINATE LOCATION WITH SYSTEM FURNITURE VENDOR.
- ⑧ PROVIDE CONNECTION TO ABOVE CEILING 40V-480V MOUNTED ELECTRIC HEATER. DISCONNECTING LEADS PROVIDED BY MECHANICAL.
- ⑨ PROVIDE HEATER CIRCUIT TO EXISTING SPACE 30A/3P BREAKER IN EXISTING PANEL N4A1. SEE PANEL SCHEDULE, SHEET E601.
- ⑩ PROVIDE RECEPTACLE CIRCUITS TO SPACE BREAKER IN PANEL N4A WITH #12A/1/60A/17C.
- ⑪ PROVIDE CONNECTION TO EXISTING NORMAL POWER CIRCUIT IN PANEL N1 WITH #412/12A/61/2C.
- ⑫ RECONNECT TO EXISTING CIRCUIT.




Revisions	Date
1. REVERSE TELCOM OUTLETS AT ENROLLMENT AND TRAVEL DESK AND NOTES	4/13/2015



**TOLAND
MIZELL
MOLNAR**

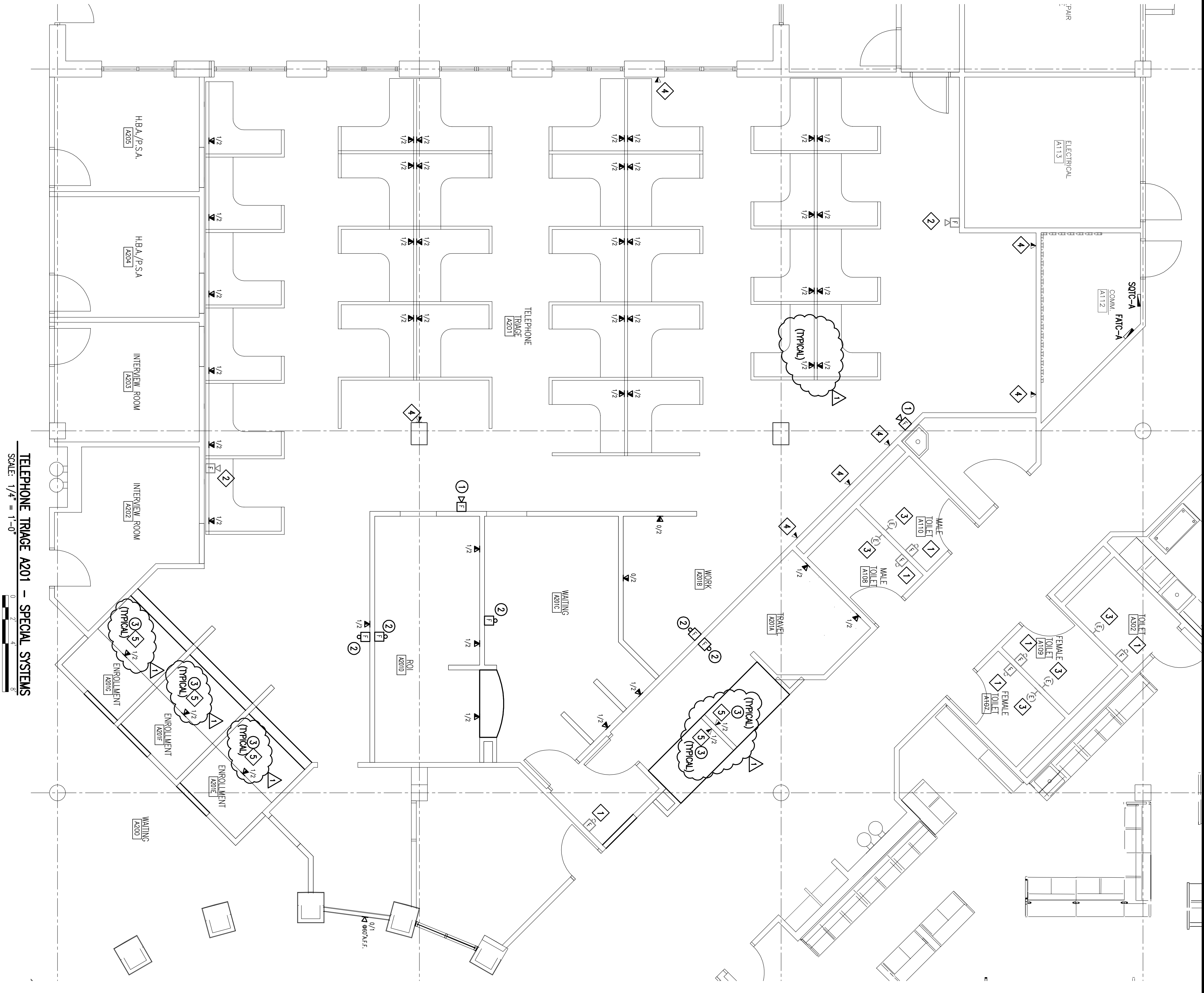
CORPORATE OFFICE
590 Means St., NW, Ste. 200
Atlanta, GA 30318
404.214.9774



CLARK•NEXSEN

440 MARTIN LUTHER KING, JR. BLVD
MACON, GEORGIA 31201
478.749.8415 FAX 478.749.8239
WWW.CLARKNEXSEN.COM

Drawing Title		Project Title		Date
ENLARGED FLOOR PLANS SPECIAL SYSTEMS		UPGRADE RESTROOMS AND INTERIOR FINISHES - VIERA OPC		11-14-2014
Approved Project Engineer		FINAL SUBMITTAL		Project No. 675-13-151
Building Number		Checked		Drawing NO. E405
- WILSON		BY		Dwg. OF XX
Location		VIERA, FL		Veterans Administration



TELEPHONE TRACE A201 - SPECIAL SYSTEMS
SCALE: 1/4" = 1'-0"

- GENERAL NOTES:
(THIS SHEET ONLY)
- A. ALL NEW FIRE ALARM SYSTEM DEVICES SHALL BE SUPPLIED BY THE MANUFACTURER'S REPRESENTATIVE OR THE EXISTING FIRE ALARM PANEL AND DEVICES.

B. ALL NEW SYSTEMS FURNITURE TO BE PROVIDED WITH 1 VOICE AND 2 DATA PER CIRCLE.

C. ALL VOICE/DATA CIRCUITS TO DEMOLISHED SYSTEM FURNITURE IN ROOM A201 ARE TO BE DEMOLISHED TO EXISTING TO REMAIN PATCH PANEL OR PUNCHDOWN BLOCKS.

D. CONTRACTOR SHALL COORDINATE THE SITE PREPARATION AND REMOVAL OF FURNITURE WITH THE FURNITURE CONTRACTOR (SERIALS AND PARTS INFORMATION) AND PROVIDE A SCHEDULE IN POWER AND DATA FOR THE MODULAR FURNITURE.

- DEMOLITION WORK KEYED NOTES:
(THIS SHEET ONLY)
1. EXISTING TO REMAIN FIRE ALARM STROBE DEVICES(S).

2. EXISTING TO REMAIN FIRE ALARM HORN/STROBE DEVICES(S).

3. EXISTING TO REMAIN NURSE CALL DEVICES.

4. EXISTING VOICE/DATA JACKS, INCLUDING ALL WIRING, TO REMAIN.

5. REMOVE EXISTING TELECOMMUNICATIONS JACKS REMOVE DATA CABLE BACK TO THE EXISTING PATCH PANEL.

- NEW WORK KEYED NOTES:
(THIS SHEET ONLY)
1. PROVIDE NEW 750D HORN/STROBE. CONTRACTOR IS RESPONSIBLE FOR ANY ADDITIONAL POWER SUPPLIES. EXISTING FIRE ALARM PANEL IS LOCATED IN ROOM A406A.

2. PROVIDE NEW 750D STROBE. CONTRACTOR IS RESPONSIBLE FOR ANY ADDITIONAL POWER SUPPLIES. EXISTING FIRE ALARM PANEL IS LOCATED IN ROOM A406A.

3. PROVIDE CAT 6 DATA CABLES FOR NUMBER JACKS INDICATED FROM NEW DATA OUTLET TO THE EXISTING PATCH PANEL AND 1 CAT 6 VOICE CABLE FOR THE NUMBER JACKS INDICATED FROM THE VOICE OUTLET TO THE EXISTING VOICE 110 PUNCH DOWN BLOCKS IN ROOM A112.

DEMOLITION PLAN GENERAL NOTES - RESTROOMS, LOCKER ROOMS, AND SHOWER STALLS

1. REMOVE FLUORESCENT TROFFERS. REFER TO ELECTRICAL DRAWINGS.
2. REMOVE WALL-MOUNTED LIGHT FIXTURES. REFER TO ELECTRICAL DRAWINGS.
3. REMOVE PLUMBING FIXTURES. REFER TO PLUMBING DRAWINGS.
4. EXISTING SPRINKLER HEADS AND PIPING TO REMAIN. REFER TO FIRE PROTECTION DRAWINGS.
5. SUSPENDED ACOUSTICAL TILE CEILING GRID TO REMAIN. REMOVE CEILING TILES. REMOVE, SALVAGE AND REPLACE GRID AS REQUIRED TO INSTALL LIGHT FIXTURES. GRID DAMAGED DURING CONSTRUCTION SHALL BE REPLACED BY THE CONTRACTOR AT NO ADDITIONAL EXPENSE TO THE GOVERNMENT.
6. VENT GRILLS, SUPPLY DIFFUSERS AND RETURN REGISTERS SHALL REMAIN. WASH AND CLEAN ALL GRILLS, DIFFUSERS, AND REGISTERS IN THE CONSTRUCTION AREAS.
7. REMOVE AND SALVAGE TOILET PARTITIONS, URINAL SCREENS AND TOILET ACCESSORIES FOR REINSTALLATION. REPLACE MOUNTING AND DOOR HARDWARE. REFER TO EXISTING TOILET ACCESSORY SCHEDULE. REFER TO SHEET A601.
8. REMOVE 18" X 24" MIRRORS. REFER TO EXISTING TOILET ACCESSORY SCHEDULE. REFER TO SHEET A601.
9. REMOVE CERAMIC TILE WAINSCOT IN ALL ROOMS INCLUDING: A107, A108, A109, A110, B102, B103, B117, B119, B120, B220A, B313, B317, B319, B401, B402, B408, C203, C205, C317, C318, C319A, D110, D111, E104, E105, E120, E131, AND E514. FIELD VERIFY EXISTING CONDITIONS.
10. REMOVE THIN-SET CERAMIC TILE FLOORING AND CERAMIC TILE BASE IN RESTROOMS C317, C318, AND C319A.
11. REMOVE THICKSET CERAMIC FLOOR TILE, MUD BASE, AND CERAMIC WALL BASE TILE IN RESTROOM B408.
12. REMOVE VINYL COMPOSITION TILE AND CERAMIC TILE BASE IN RESTROOMS A107, A108, A109, A110, B401, B408, B408, C203 AND C205. FIELD VERIFY EXISTING CONDITIONS.
13. REMOVE VINYL COMPOSITION TILE AND RUBBER BASE RESTROOMS B102, B103, B117, B119, B220A, B313, B317, B319, D110, D111, E104, E105, E120, AND E514. FIELD VERIFY EXISTING CONDITIONS.

NOTES:

CHANGES TO NOTES OCCUR ON SHEETS AD101, AD102, AD103, AD104, AD105, AD111, AD112, AD113, AD114, AND AD115.

ADDENDUM 1



CORPORATE OFFICE
590 Means St. NW, Ste. 200
Atlanta, GA 30318
404.214.9774

PROJECT TITLE: UPGRADE RESTROOMS AND INTERIOR FINISHES
VIERA OUTPATIENT CLINIC
PROJECT NO.: 675-13-151

DATE: 04/13/2015

