

three inches = one foot
 one and one half inches = one foot
 one inch = one foot
 three quarters inch = one foot
 one half inch = one foot
 three eighths inch = one foot
 one quarter inch = one foot
 three eighths inch = one foot
 one eighth inch = one foot
 one eighth inch = one foot

- ### SIGNAGE PLAN GENERAL NOTES
- REMOVE ALL EXISTING SIGNS NOT REMOVED DURING DEMOLITION. SALVAGE TO OWNER. REPAIR WALL/DOOR FACE AS REQUIRED TO RECEIVE NEW FINISHES.
 - COORDINATE WITH OWNER ROOM NAMES AND VERBIAGE ON DIRECTIONAL AND INFORMATIONAL SIGNAGE.
 - ALL DETAIL REFERENCES REFER TO THE DETAIL SHEET IN THE CORRESPONDING DEPARTMENT SECTION THAT IS SHOWN ON THE PLAN (OR, CI, ON)

FLOOR PLAN LEGEND

	AREA NOT IN CONTRACT		SIGN TYPE-REFER TO SHEETS A-OR-402, A-OR-403 FOR DETAILS ON SIGN TYPES.
	NEW PARTITION		ROOM TAG ROOM NAME ROOM NUMBER
	EXISTING PARTITION		
	EXISTING DOOR		
	NEW DOOR		

SIGNAGE SCHEDULE

SIGN #	ROOM #	SIGN TYPE	TEXT	QTY.
1	DG 001	IN-04.01	Pre-OP CLINIC	1
2	DG 002		CORRIDOR	0
3	DG 003	IN-04.01	WORKROOM	1
4	DG 004	IN-04.01	CONSULT	1
5	DG 005		CORRIDOR A	0
6	DG 006		CORRIDOR B	0
7	DG 007		CORRIDOR C	0
8	DG 008		CORRIDOR D	0
9	DG 009	IN-04.01	EXAM ROOM 2	1
10	DG 010	IN-04.01	EXAM ROOM 3	1
11	DG 011	IN-04.01	EXAM ROOM 4	1
12	DG 012	IN-04.01	EXAM ROOM 5	1
13	DG 013	IN-04.01	SOILED UTILITY	1
14	DG 014	IN-04.01	ALCOVE	1
15	DG 015	IN-15.03	STAFF TOILET (M & W SYMBOL)	1
16	DG 016	IN-04.01	INTAKE OFFICE	1
17	DG 017	IN-15.03	PATIENT TOILET (M & W SYMBOL)	1
18	DG 018	IN-04.01	EXAM ROOM 6	1
19	DG 019	IN-04.01	RECEPTION	1
20	DG 020	IN-04.01	NURSE STATION	1
21	DG 021		WAITING	0
22	DG 022		COFFE BAR	0
23	DG 023	IN-04.01	HOUSEKEEPING AID CLOSET	1
24	DG 024	IN-04.01	STERILE SUPPLY	1
25	DG 025	IN-04.01	STORAGE	1
26	N/A	IN-01.10	STAIRS (FIRE EXIT)	1

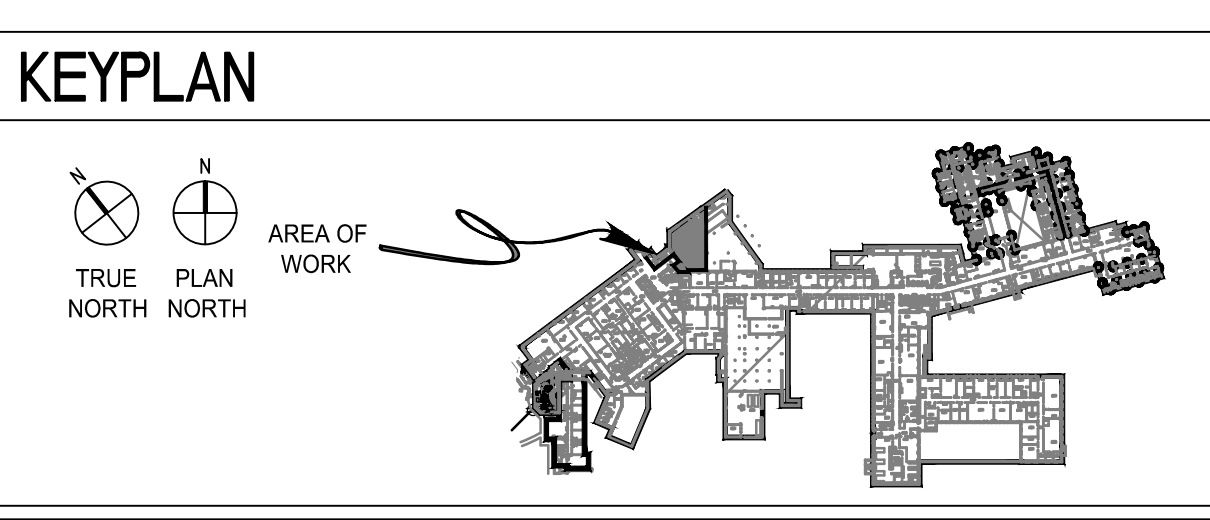
2/90 SIGN SYSTEM or Equal

Insert Color: 159 Olive
 Copy Color: 232 Oyster
 Copy Style: HMC, Helvetica Medium
 Copy Option: Photopolymer/ Braille
 Copy Size: 1 1/2
 Copy Position: Left
 End Cap Style: SL, Slimline
 End Cap Color: 159 Olive
 Top/Bottom Trim Style: SC, Square corner (Top Only)
 Top/Bottom Trim Color: 101 Anodized Satin

- ### NOTES
- ROOM NUMBERS ARE FOR REFERENCE ONLY. ACTUAL ROOM NUMBERS WILL BE ASSIGNED DURING SUBMITTAL PROCESS.
 - PROVIDE 'RAISED DIMENSIONAL LETTERS' TO MATCH LETTERING ACROSS HALL FOR RADIOLOGY DEPARTMENT (ALSO PROVIDED BY SYSTEM 2/90).

1 PARTIAL GROUND FLOOR PLAN - SIGNAGE PLAN
 1/4"=1'-0"

100% CONSTRUCTION DOCUMENTS	4/13/2015
95% CONSTRUCTION DOCUMENTS	3/9/2015
65% CONSTRUCTION DOCUMENTS	1/23/2015
50% DESIGN DEVELOPMENT DOCUMENTS	11/30/2104
Revisions:	Date



ENGINEERS + CONSULTANTS:

EPSTEIN

Architecture
 Interiors
 Engineering
 Construction

600 W. Fulton Street
 Chicago, IL 60661-1259
 T 312.454.9100
 www.epsteinglobal.com

ARCHITECT + ENGINEERS:

Bancroft

BANCROFT ARCHITECTS + ENGINEERS

700 Nicholas Blvd, Suite 403
 Elk Grove Village, IL 60007
 T: 847.952.9362 F: 847.952.9403

Drawing Title
PARTIAL GROUND FLOOR SIGNAGE PLAN

Approved Project Director

Project Title
William S. Middleton VA Hospital RENOVATE DG280 FOR PRE-OP CLINIC

Location
WILLIAM S. MIDDLETON VA HOSPITAL

Date
 4/27/2015

Checked
 TS

Drawn
 AC

Project Number
 607-14-107

Building Number
 1

Drawing Number
1-541

Office of
 Construction
 and Facilities
 Management

Department of
 Veterans Affairs

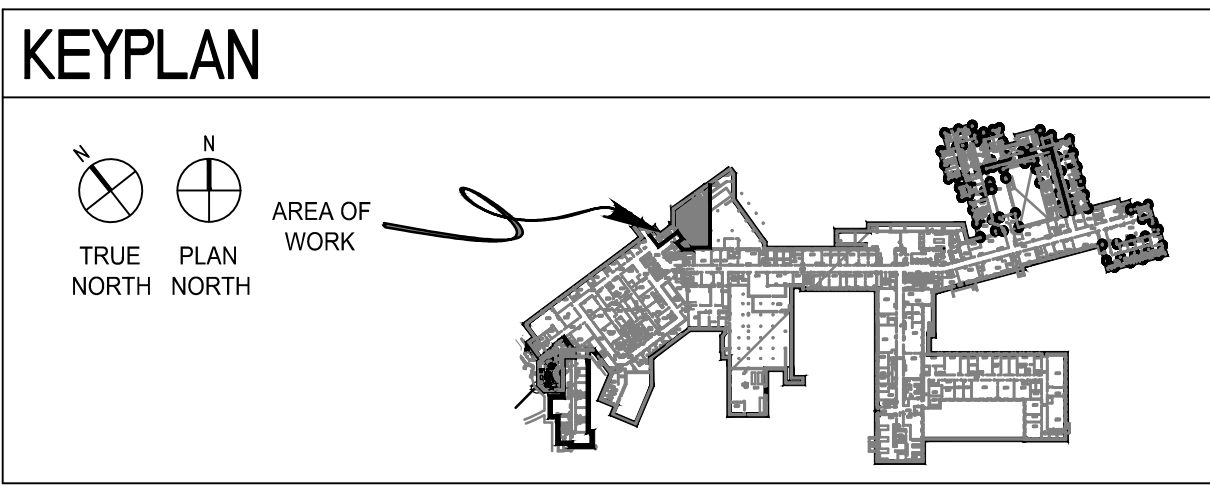
ROOM FINISH SCHEDULE - PRE-OP																				
Room No.	Room Name	Floor		Base		Walls												CEILING		Remarks
		Material	Color	Material	Color	North		West		South		East		Type	Height					
						Material	Finish	Material	Finish	Material	Finish	Material	Finish							
DG 001	ENTRANCE	SHEET VINYL	WSF-5	VINYL	VB-2	EXIST'G	PAINT	P-4	EXIST'G	PAINT	P-4	EXIST'G	PAINT	P-4	GYP BD	PAINT	P-4	ACT-1	8'-0"	
DG 002	CORRIDOR	SHEET VINYL	WSF-3	VINYL	VB-1	GYP BD	PAINT	P-4	GYP BD	PAINT	P-4	GYP BD	PAINT	P-2	N/A	N/A	N/A	ACT-1	8'-0"	
DG 003	WORKROOM	SHEET VINYL	WSF-1	VINYL	VB-1	EXIST'G	PAINT	P-4	GYP BD	PAINT	P-4	GYP BD	PAINT	P-4	GYP BD	PAINT	P-4	ACT-1	8'-0"	
DG 004	CONSULT	SHEET VINYL	WSF-2	VINYL	VB-1	GYP BD	PAINT	P-4	GYP BD	PAINT	P-3	GYP BD	PAINT	P-3	GYP BD	WC	WC-1	ACT-1	8'-0"	
DG 005	CORRIDOR A	SHEET VINYL	WSF-1	VINYL	VB-1	GYP BD	PAINT	P-1	GYP BD	PAINT	P-1	GYP BD	PAINT	P-1	GYP BD	PAINT	P-1	ACT-1	8'-0"	
DG 006	CORRIDOR B	RUBBER	SR-1/RT-1	VINYL	VB-1	GYP BD	PAINT	P-1	GYP BD	PAINT	P-1	GYP BD	PAINT	P-1	GYP BD	PAINT	P-1	ACT-1	8'-0"	
DG 007	CORRIDOR C	SHEET VINYL	WSF-1	VINYL	VB-1	GYP BD	PAINT	P-1	GYP BD	PAINT	P-1	GYP BD	PAINT	P-1	GYP BD	PAINT	P-1	ACT-1	8'-0"	
DG 008	CORRIDOR D	SHEET VINYL	WSF-1	VINYL	VB-1	GYP BD	PAINT	P-1	GYP BD	PAINT	P-1	GYP BD	PAINT	P-1	GYP BD	PAINT	P-1	ACT-1	8'-0"	
DG 009	EXAM ROOM 2	SHEET VINYL	WSF-2	VINYL	VB-1	GYP BD	PAINT	P-3	GYP BD	PAINT	P-3	GYP BD	PAINT	P-3	GYP BD	WC	WC-1	ACT-1	8'-0"	
DG 010	EXAM ROOM 3	SHEET VINYL	WSF-2	VINYL	VB-1	GYP BD	PAINT	P-3	GYP BD	PAINT	P-3	GYP BD	PAINT	P-3	GYP BD	WC	WC-1	ACT-1	8'-0"	
DG 011	EXAM ROOM 4	SHEET VINYL	WSF-2	VINYL	VB-1	GYP BD	PAINT	P-3	GYP BD	PAINT	P-3	GYP BD	PAINT	P-3	GYP BD	WC	WC-1	ACT-1	8'-0"	
DG 012	EXAM ROOM 5	SHEET VINYL	WSF-2	VINYL	VB-1	GYP BD	PAINT	P-3	GYP BD	PAINT	P-3	GYP BD	PAINT	P-3	GYP BD	WC	WC-1	ACT-1	8'-0"	
DG 013	SOILED UTILITY	SHEET VINYL	WSF-4	VINYL	VB-1	GYP BD	PAINT	P-4	GYP BD	PAINT	P-4	GYP BD	PAINT	P-4	GYP BD	PAINT	P-4	ACT-1	8'-0"	
DG 014	ALCOVE	SHEET VINYL	WSF-1	VINYL	VB-1	GYP BD	PAINT	P-1	GYP BD	PAINT	P-1	GYP BD	PAINT	P-1	GYP BD	PAINT	P-1	ACT-1	8'-0"	
DG 015	STAFF TOILET	PORCELAIN	PPT-1	PORCELAIN	PPTB-1	GYP BD	PPT/PT	PPT-2/3	GYP BD	PPT/PT	PPT-2/3	GYP BD	PPT/PT	PPT-2/3	GYP BD	PPT/PT	PPT-2/3	GYP BD	8'-0"	
DG 016	INTAKE	SHEET VINYL	WSF-1	VINYL	VB-1	GYP BD	PAINT	P-3	GYP BD	PAINT	P-3	GYP BD	PAINT	P-3	GYP BD	PAINT	P-3	ACT-1	8'-0"	
DG 017	PATIENT TOILET	PORCELAIN	PPT-1	PORCELAIN	PPTB-1	GYP BD	PPT/PT	PPT-2/3	GYP BD	PPT/PT	PPT-2/3	GYP BD	PPT/PT	PPT-2/3	GYP BD	PPT/PT	PPT-2/3	GYP BD	8'-0"	
DG 018	EXAM ROOM 6	SHEET VINYL	WSF-2	VINYL	VB-1	GYP BD	PAINT	P-3	GYP BD	PAINT	P-3	GYP BD	PAINT	P-3	GYP BD	WC	WC-1	ACT-1	8'-0"	
DG 019	RECEPTION	SHEET VINYL	WSF-2/3	VINYL	VB-1	GYP BD	PAINT	P-4	GYP BD	PAINT	P-4	GYP BD	PAINT	P-4	GYP BD	PAINT	P-2	ACT-1	7'-2 7/8"	
DG 020	NURSE STATION	SHEET VINYL	WSF-1	VINYL	VB-1	GYP BD	PAINT	P-4	GYP BD	PAINT	P-4	GYP BD	PAINT	P-4	GYP BD	PAINT	P-2	ACT-1	8'-0"	
DG 021	WAITING	CARPET	WSF-3	VINYL	VB-1	GYP BD	PAINT	P-4	GYP BD	PAINT	P-4	GYP BD	PAINT	P-4	GYP BD	PAINT	P-2	ACT-1	9'-0"	
DG 022	LOBBY	SHEET VINYL	WSF-2/3	VINYL	VB-1	N/A	N/A	N/A	N/A	N/A	N/A	N/A	N/A	N/A	N/A	N/A	N/A	N/A	8'-0"	
DG 023	HOUSEKEEPING AID CLOSET	PORCELAIN	PPT-2	PORCELAIN	PPTB-2	GYP BD	PAINT	P-4	GYP BD	PAINT	P-4	GYP BD	PAINT	P-4	GYP BD	PAINT	P-4	ACT-1	8'-0"	
DG 024	STERILE SUPPLY	SHEET VINYL	WSF-4	VINYL	VB-1	GYP BD	PAINT	P-4	GYP BD	PAINT	P-4	GYP BD	PAINT	P-4	GYP BD	PAINT	P-4	ACT-1	8'-0"	
DG 025	STORAGE	SHEET VINYL	WSF-4	VINYL	VB-1	GYP BD	PAINT	P-4	GYP BD	PAINT	P-4	GYP BD	PAINT	P-4	GYP BD	PAINT	P-4	ACT-1	8'-0"	

NOTE: ALL FINISHES TO BE VERIFIED BY WILLIAM S. MIDDLETON VA HOSPITAL INTERIOR DESIGNER

ROOM FINISH LEGEND - PRE-OP CLINIC									
FLOORING									
Key	Material	Manufacturer/Design Basis	Product Properties	Style/Color (Or Approved Equal)	Contact				
WSF-1	SHEET VINYL	SHANNON FLOORS or Approved Equal	6" WIDE/2.3 mm	TEKNOFLOR-FORESTSCAPES - BRAZILIAN TEAK - 31111 (SW-1)	Tony Barzcyki (414) 687-2067				
WSF-2	SHEET VINYL	SHANNON FLOORS or Approved Equal	6" WIDE/2.3 mm	TEKNOFLOR-TUF STUF - CLASSIC CUT, COLOR: CC-43108 Mink Mufts	Tony Barzcyki (414) 687-2067				
WSF-3	SHEET VINYL	SHANNON FLOORS or Approved Equal	6" WIDE/2.3 mm	TEKNOFLOR-CLASSIC CUT, COLOR:CC-43111 Rain Dance	Tony Barzcyki (414) 687-2067				
WSF-4	SHEET VINYL	ECORE or Approved Equal	6-7" WIDE/2.0 mm	POLYFLOR/PEARLAZZO-PUR/COLOR: 9701 WILD FLAX	Mary Cotey (847)340-2775				
WSF-5	SHEET VINYL	SHANNON FLOORS or Approved Equal	6" WIDE/2.3 mm	TEKNOFLOR-FORESTSCAPES - HARVEST CHERRY - 52202	Tony Barzcyki (414) 687-2067				
GFT-1	CARPET	MANINGTON or Approved Equal	100% Antron Legacy Type 6.6 Nylon	Kami II - COLOR: Kian 44244	Tony Barzcyki (414) 687-2067				
PPT-1	PORCELAIN TILE	DALTILE or Approved Equal	PORCELAIN/1/16" GROUT SPACING	FRANCISCAN SLATE - TERRIAN MARRONE FS98 - 12" X 12"	Gina Reeves (847) 593-9008				
PPT-2	PORCELAIN TILE	DALTILE or Approved Equal	PORCELAIN/1/16" GROUT SPACING	TBD					
TS-1	TRANSITION STRIP	JOHNSONITE or Approved Equal	1/8" gauge - Thermoplastic vinyl	SLT-284-A/1/4" (Carpets) 1/8" (Sheet Vinyl) Material/Color: Fawn	Carolyn Kotel-Lyne (224)859-4107				
TS-2	TRANSITION STRIP	JOHNSONITE or Approved Equal	1/8" gauge - Thermoplastic vinyl	2-1/2" Wide - CTA- 80 -K (3/8" to 1/8" Material)/Color: Fawn #80	Carolyn Kotel-Lyne (224)859-4107				
TS-3	WELD TRANSITION STRIP	SHANNON FLOORS or Approved Equal		WELD ROD/TEKNOFLOR - BRAZILIAN TEAK - 31111	Tony Barzcyki (414) 687-2067				
TS-4	WELD TRANSITION STRIP	ECORE or Approved Equal		Weld Rod/POLYFLOR/PEARLAZZO-PUR/COLOR: 9701 WILD FLAX	Mary Cotey (847)340-2775				
TS-5	TRANSITION STRIP	JOHNSONITE or Approved Equal	1/8" gauge - Thermoplastic vinyl	SSR-30X/1/8" Reducer /Color: Fawn #80	Carolyn Kotel-Lyne (224)859-4107				
RT-1	RUBBER TILE	NORA or Approved Equal	2.7 MM Gauge/19 7/8" X 19 7/8"	NORAMENT HAMMERED/COLOR:TBD					
SR-1	RUBBER-STAIR TREAD	NORA or Approved Equal	1.77" at Nose/19 7/8" Deep/2" Visually Impaired Contrast	NORAMENT 925 GRAN. HAMMERED STAIR TREAD/COLOR: TBD/VISUALLY IMPAIRED CONTRAST TBD					
WALL BASE									
VB-1	VINYL	JOHNSONITE or Approved Equal	1/8" gauge - Thermoplastic vinyl	4" - Traditional Wall Base - 059 Clay WB	Carolyn Kotel-Lyne (224)859-4107				
VB-2	INTEGRAL VINYL	JOHNSONITE or Approved Equal	1/8" gauge - Thermoplastic vinyl	6" INTEGRAL/TEKNOFLOR-FORESTSCAPES-HARVEST CHERRY 52202	Carolyn Kotel-Lyne (224)859-4107				
PPTB-1	PORCELAIN TILE	DALTILE or Approved Equal	PORCELAIN/3/16" GROUT SPACING	FRANCISCAN SLATE - DESERT CREMA - 5-36C9TB - 6" X 12"	Gina Reeves (847) 593-9008				
PPTB-2	PORCELAIN TILE	DALTILE or Approved Equal	PORCELAIN/3/16" GROUT SPACING	TBD					
WALL FINISH									
P-1	PAINT	SHERWIN WILLIAMS or Approved Equal	EGG SHELL	ProMar 200 Zero VOC Interior Latex/CONTENTED SW6191	Annamarie Fabbri (224)221-1392				
P-2	PAINT	SHERWIN WILLIAMS or Approved Equal	EGG SHELL	ProMar 200 Zero VOC Interior Latex/RAIN SW 6219	Annamarie Fabbri (224)221-1392				
P-3	PAINT	SHERWIN WILLIAMS or Approved Equal	EGG SHELL	ProMar 200 Zero VOC Interior Latex/MISTY SW 6232	Annamarie Fabbri (224)221-1392				
P-4	PAINT	SHERWIN WILLIAMS or Approved Equal	EGG SHELL	ProMar 200 Zero VOC Interior Latex/Panda White-SW6147	Annamarie Fabbri (224)221-1392				
P-5	PAINT	SHERWIN WILLIAMS or Approved Equal	EGG SHELL (Hollow Metal)	ProMar 200 Zero VOC Interior Latex/ Canvas Tan - SW7531	Annamarie Fabbri (224)221-1392				
P-6	NOT USED								
P-7	PAINT	SHERWIN WILLIAMS or Approved Equal	EGG SHELL	ProMar 200 Zero VOC Interior Latex/Extra White/SW7006 (For Soffits)	Annamarie Fabbri (224)221-1392				
PPT-2	PORCELAIN TILE (Wall)	DALTILE or Approved Equal	PORCELAIN/3/16" GROUT SPACING	FRANCISCAN SLATE - COLOR: DESERT CREMA FS95 - 12" x 12"	Gina Reeves (847) 593-9008				
PPT-3	PORCELAIN TILE (Accent)	DALTILE or Approved Equal	PORCELAIN/3/16" GROUT SPACING	TERRIAN MARRONE FS98 - 3" X 3" (Two rows see elevation)	Gina Reeves (847) 593-9008				
WC-1	WALLCOVERING	D.L.COUGH OR Approved Equal	LOW VOC VINYL/TYPE II/20 OZ/MEETS CAL 01350	TOWER WALLCOVERING/ABACUS/FROST DAWN T2-AB-03	Jamie Hamper (630) 973-6840				
WC-2	WALLCOVERING	D.L.COUGH OR Approved Equal	LOW VOC VINYL/TYPE II/20 OZ/MEETS CAL 01350	Symphony/Shenai Texture - A25282ST/COLOR: Lamb's Ear	Jamie Hamper (630) 973-6840				
WALL PROTECTION									
WP-1	CORNER GUARD	IPC or Approved Equal	Vinyl acrylic resin/shock modifiers/fire retardant/UV stabilizer	3" X 3" - 8'-0" - Corner Guard #150 - Color: TBD	Chris Walsh (773)899-0645				
WP-2	HANDRAIL	IPC or Approved Equal	2000 SERIES/NPRO GREENGUARD/RIGID VINYL	2000W/1-3/4"H/2-1/4"W/GRIP-WOODLAND FULL WRAP - COLOR: WOODLAND HONEY NUT/2001SS-STAINLESS-STEEL MOUNTING BRACKET	Chris Walsh (773)899-0645				
WP-3	RIGID VINYL	IPC or Approved Equal	Vinyl acrylic resin/shock modifiers/fire retardant/UV stabilizer	Color: TBD	Chris Walsh (773)899-0645				
WP-4	WALL GUARD	IPC or Approved Equal	Vinyl acrylic resin/shock modifiers/fire retardant/UV stabilizer	1400/ 4" H-WALL GUARD/COLOR: TBD	Chris Walsh (773)899-0645				
MILLWORK SURFACE									
SS-1	RECEPTION WORK SURFACE/TRANSACTION TOP/NURSE STATION CAP	CAMBRIA or Approved Equal	NATURAL QUARTZ	WATERSTONE COLLECTION/ PRAA SANDS: 0370/ SUMMIT EDGE	Angela Rohlen (612) 226-5188				
SS-2	WORK SURFACE	WILSONART or Approved Equal	SOLID SURFACE - 13 MM	CASHMERE MIRAGE-9135MG	Kathy Walker (630) 487-1642				
	CABINETRY	Amcase or Approved Equal	HIGH PRESSURE LAMINATE	133 SHEER MESH - VERTICAL SURFACE (Not in Reception)	Ryan Petska (715) 241-8232				
	CABINETRY	WILSONART or Approved Equal	HIGH PRESSURE LAMINATE	Wallaby D439-60/Finish: Matte (For Reception Desk vertical surfaces)	Kathy Walker (630) 487-1642				
	Acrylic Stand-Off Panels	3-FORM or Approved Equal	STAND-OFF 1/1/2" PANELS	1/2" Panels/Color: Birch Grove - Sandstone/Sandstone (Pattern - Run Horizontally on Panel)	Sherie Salatorie (773)230-4396				
	ACRYLIC PANELS	3-FORM or Approved Equal	VISUAL PRIVACY PANELS FOR RECEPTION	12" W X 18" H X 1/2" Panels/Color: Sandstone/Sandstone	Sherie Salatorie (773)230-4396				
	ACRYLIC PANELS	3-FORM or Approved Equal	CHANNEL MOUNTED- Floor & Ceiling	1/2" Panels/Color: Birch Grove - Sandstone/Sandstone (Pattern -Run on Vertical Panel)	Sherie Salatorie (773)230-4396				
	Brackets	Fast Cap or Equal	21" X 24" - SPEED BRACE - METAL	SB-21X24WH - COLOR: WHITE (COUNTER SUPPORT)	888-443-3748				
CEILING									
ACT-1	ACOUSTICAL TILE	ARMSTRONG or Approved Equal	WET FORMED MINERAL FIBER, TYPE IV, CLASS A, HUMA GUARD PLUS, 88% BIOBASED CONTENT	ULTIMA - 1911 - White 2 X 2 X 3/4" with 15/16" White Grid	ROBERT RUBENSTEIN 630.723.7296				
MISCELLANEOUS FINISHES									
	WOOD DOORS	ASSA ABL0Y or Approved Equal		Graham Wood Doors - Plain Sliced Red Oak - Clear #100					
	Floor Grout	BOSTIK or Approved Equal	TRUCOLOR-MODIFIED EPOXY GROUT/1/8" Grout Joint	Grout - Color: Summer Wheat H150/Walnut D-G15 with Franciscan Slate-Terrian Marrone FS98	Kim Matranga - 847.951.1269				
	Wall Grout (12 X 12)	BOSTIK or Approved Equal	TRUCOLOR-MODIFIED EPOXY GROUT/1/8" Grout Joint	Grout - Color:H183-Alpine White with Franciscan Slate - Desert Crema FS95	Kim Matranga - 847.951.1269				
	Wall Grout (3 X 3)	BOSTIK or Approved Equal	TRUCOLOR-MODIFIED EPOXY GROUT/1/8" Grout Joint	Grout - Color: Summer Wheat H150/Walnut D-G15 with Franciscan Slate-Terrian Marrone FS98	Kim Matranga - 847.951.1269				
CC-1	PRIVACY CURTAINS FABRIC	DESIGNTEX or Approved Equal	100% Trevira FR - 55" Wide	Kensha - 7017-502. Color: Eucalyptus	Elizabeth Hynes - 312.420.0794				
CC-2	PRIVACY CURTAINS TRACK	MEDLINEor Approved Equal	100% EXTRUDED ALUM	"ON THE RIGHT TRACK"/WHITE	Jay Kortbein - 414.416.9805				
	COLUMN COVERS	FRY REGLLET or Approved Equal	Aluminum/Series E/Economy But Joint	Factory Applied Kynar 500H/4R 5000/Color: Cream	Alison Oberkrieser Lowy (847) 962-155x				
	J-CAP	WALLTALKERS or Approved Equal	Aluminum/ Extrusion/ (Koroseal)	13/16" H J-CAP FOR WALLCOVERING WAINSCOT	Scott Dickenson 847.946.8931				
	SIGNAGE	2/90 SIGN SYSTEM or Approved Equal	Top/Bottom Trim Style: SC, Square corner (Top Only)/Top/Bottom Trim Color: 101 Anodized Satin	End Cap Colors: 159 Olive/Copy Color: 232 Olyster/Copy Style: HMC, Helvetica Medium/Copy Option: Photopolymer/ Braille/Copy Size: 1-1/4"/Copy Position: Left					

NOTE: ALL FINISHES TO BE VERIFIED BY WILLIAMS. MIDDLETON VA HOSPITAL INTERIOR DESIGNER

100% CONSTRUCTION DOCUMENTS	4/13/2015
95% CONSTRUCTION DOCUMENTS	3/9/2015
65% CONSTRUCTION DOCUMENTS	1/23/2015
50% DESIGN DEVELOPMENT DOCUMENTS	11/30/2014
Revisions:	Date



ENGINEERS + CONSULTANTS:

EPSTEIN

Architecture
Interiors
Engineering
Construction

600 W. Fulton Street
Chicago, IL 60661-1259
T: 847.952.9362 F: 847.952.9403
www.epsteinglobal.com

ARCHITECT + ENGINEERS:

Bancroft

700 Nicholas Blvd, Suite 403
Eli Grove Village, IL 60007
T: 847.952.9362 F: 847.952.9403

BANCROFT ARCHITECTS + ENGINEERS

Drawing Title
FINISH + EQUIPMENT SCHEDULES

Approved Project Director

Project Title
William S. Middleton VA Hospital RENOVATE DG280 FOR PRE-OP CLINIC

Location
WILLIAM S. MIDDLETON VA HOSPITAL

Date
4/27/2015

Checked
TS

Drawn
AC

Project Number
607-14-107

Building Number
1

Drawing Number
I-601

Office of Construction and Facilities Management

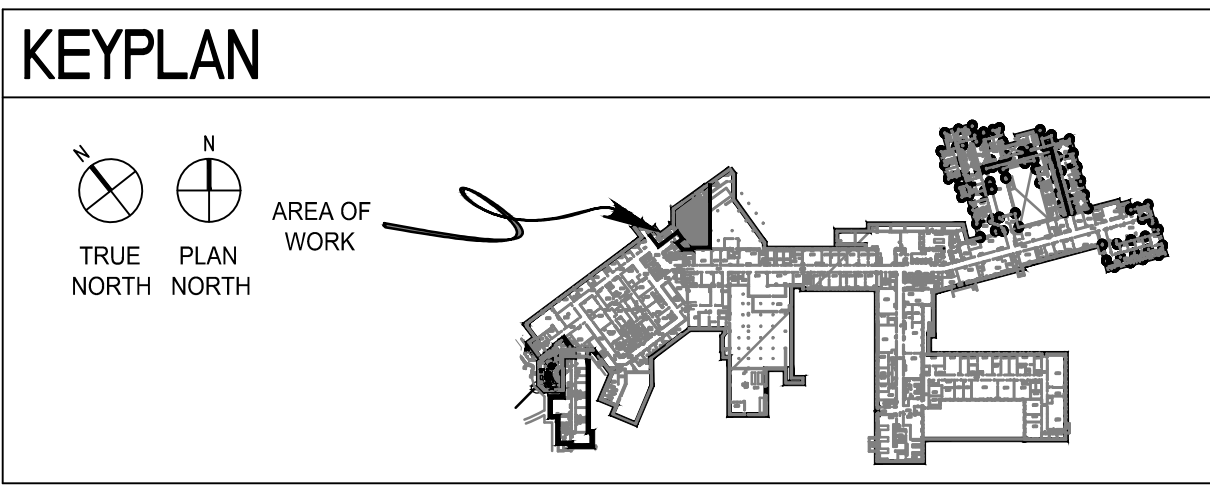
Department of Veterans Affairs

three inches = one foot
 one and one half inches = one foot
 one inch = one foot
 three quarters inch = one foot
 one half inch = one foot
 three eighths inch = one foot
 one quarter inch = one foot
 one eighth inch = one foot

FURNITURE AND EQUIPMENT SCHEDULE - PRE-OP CLINIC							
Room Name & Number	JSN	JSN Name	Qty	Provided By	Manufacturer	Color/Finish	Comments
RECEPTION DG 019	A1015	Telephone, Desk, Multiple Line	1	CC			
	CT030	Counter Top/Transaction, Solid Surface Receptacle, elect, quadruplex-computer equip. Items (PG-18-1, MCS 26 27 26)	1	CC			
WAITING DG 021	A5210	Bracket, Television, Wall Mounted, w/Adjust Arm	1	CC	Peerless Industries PP740 / Best Buy 1019263 / Milestone AV Technologies FPSM-W-1-AL		Or Equal
	A5220	Bracket, Television, Wall Backing	1	CC	Peerless Industries WSP420 / Bretford TVMP-BK / Technical Connections UP-1		Or Equal
	A5080	Dispenser, Paper Towel, SS, Surface Mounted	1	VC			
	CT270	Sink, Stainless Steel	1	CC			
	CT130	Counter, solid surface top	1	CC			
NURSE STATION DG 020	C03P0	Cabinet, Sink, U/C/B, 2 Door	1	CC			
	P3070	Lavatory, Wrist Blades	1	CC			
	CT030	Counter, solid surface top, worksurface	1	CC			
	P3070	Lavatory, Foot Pedals, Integral Solid Surface	1	CC			
		Receptacle, elect, quadruplex-computer equip. Items (PG-18-1, MCS 26 27 26)	3	CC			
	A5080	Dispenser, Paper Towel, SS, Surface Mounted	1	CC			
	L1200	abinet, Stainless Steel, Recessed Specimen Pass Th	1	CC			
WORKROOM DG 003	CT270	Sink, Integral, Solid Surface	1	CC			
	A6165	Station, Pneumatic Tube System	1	CC			
	C03P0	Cabinet, Sink, U/C/B, 2 Door	1	CC			
	CE030	Cabinet, Wall, with Sloping Top, 2-Hinged Doors	2	CC			
	A1132	Rail, Accessory Mounting Length as required	2	CC			
	A5145	Hook, Garment, Double, SS, Surface Mounted	1	CC			
	A5180	Track, Cubicle, Surface Mounted, With Curtain	AR	CC			
	CT030	Countertop, Solid Surface	AR	CC			
	P3070	Lavatory, Foot Pedals	1	CC			
	CT270	Sink, Integral, Solid Surface	1	CC			
CONSULT DG004	CE030	Cabinet, Wall, with Sloping Top, 2-Hinged Doors	1	CC			
	A5080	Dispenser, Paper Towel, SS, Surface Mounted	1	VC			
		Receptacle, elect, quadruplex-computer equip. Items (PG-18-1, MCS 26 27 26)	1	CC			
	CT270	Sink, Integral, Solid Surface	1	CC			
	A1132	Rail, Accessory Mounting Length as required	2	CC			
	A5145	Hook, Garment, Double, SS, Surface Mounted	1	CC			
	A5180	Track, Cubicle, Surface Mounted, With Curtain	AR	CC			
	CT030	Countertop, Solid Surface	AR	CC			
	P3070	Lavatory, Foot Pedals	1	CC			
	CT270	Sink, Integral, Solid Surface	1	CC			
EXAM DG 009, DG 010 DG 011, DG012	CE030	Cabinet, Wall, with Sloping Top, 2-Hinged Doors	1	CC			
	CT030	Countertop, Solid Surface	AR	CC			
	A5080	Dispenser, Paper Towel, SS, Surface Mounted	1	VC			
		Receptacle, elect, quadruplex-computer equip. items	AR	CC			
	U5106	Glove Dispenser	1 ea.	CC	3 Sizes Peter Pepper 2003	SH	Or Equal
	A5145	Hook, Garment, Double, SS, Surface Mounted	1	CC			
	A5180	Track, Cubicle, Surface Mounted, With Curtain	AR	CC			
	P3070	Lavatory, Foot Pedals, Solid Surface	1	CC			
	CE030	Cabinet, Wall, with Sloping Top, 2-Hinged Doors	1	CC			
	CT030	Countertop, Solid Surface	AR	CC			
EXAM (BARIATRIC) DG 018	A5080	Dispenser, Paper Towel, SS, Surface Mounted	1	VC			
	A1132	Rail, Accessory Mounting Length as required	2	VC			
	A5145	Hook, Garment, Double, SS, Surface Mounted	1	CC	Peter Pepper 2003	SH	Or Equal
	A5180	Track, Cubicle, Surface Mounted, With Curtain	AR	CC			
	P3070	Lavatory, Foot Pedals	1	CC			
	CS270	Sink, Integral, Solid Surface	1	CC			
	CE030	Cabinet, Wall, with Sloping Top, 2-Hinged Doors	1	CC			
	CT030	Countertop, Solid Surface	AR	CC			
		Receptacle, elect, quadruplex-computer equip. items	AR	CC			
	P3070	Lavatory, Foot Pedals	1	CC			
SOILED UTILITY DG 013	P6500	Sink, Service, Clinic, Flushing Rim, Wall Hung	1	CC			
		Receptacle, electrical, quadruplex, 120 volt		CC			
		Nurse call duty station, wall mounted	1	CC			
		Outlet, telephone, wall mounted	1	CC			
	CT030	Countertop, Solid Surface	AR	CC			
	C03P0	Cabinet, Sink, U/C/B, 2 Door	2	CC			
	C01D0	Cabinet, U/C/B, Four Drawer, 1'-3" X 22" X	1	CC			
	A5080	Dispenser, Paper Towel, SS, Surface Mounted	1	VC			
		Cabinet, Wall with Sloping Top, 2-Hinged Doors and 2 - Adjustable Shelves	2	CC			
	CD040						
STERILE SUPPLY DG 024		Receptacle, Electrical, duplex, 120 volt	AR	CC			
INTAKE OFFICE DG 016	A1010	Telecommunication Outlet	1	CC			
		Receptacle, electrical, quadruples for computer equi	1	CC			
	A1132	Rail, Accessory Mounting Length as required	2	VC			
	A1011	Telephone, Desk, 1 Line	1	CC			
	CT030	Countertop, Solid Surface	AR	CC			
	CS270	Sink, Integral, Solid Surface	1	CC			
	A5145	Hook, Garment, Double, SS, Surface Mounted	1	CC			
	P3071	Lavatory, Foot Pedals	1	CC			
	A5080	Dispenser, Paper Towel, SS, Surface Mounted	1	VC			
	CE030	Cabinet, Wall, with Sloping Top, 2-Hinged Doors and 2 - Adjustable Shelves	2	CC			
STAFF TOILET DG 015	A1066	Mirror, Float Glass, With SS Frame	1	CC			
	A5109	Grab Bar, 1-1/4" Dia., SS, 2 Wall, W/C Accessible	1	CC	Bobrick B-165 or equal Bobrick B-5837-99 or equal		
	A5145	Hook, Garment, Double, SS, Surface Mounted	1	CC	Peter Pepper 2003 or equal		
	A5202	Dispenser, Toilet Paper w/Utility Shelf, SS, 2-Roll	1	VC			
	P9050	Toilet, Wall Hung, Siphon Jet	1	CC			
	P3100	Lavatory, Wheelchair, Foot Pedals	1	CC			
	A5080	Dispenser, Paper Towel, SS, Surface Mounted	1	VC			
	U0102	Under Lavatory Guard	1	CC	TRUEBRO Lav Guard2 102 E-Z or equal		
	A1066	Mirror, Float Glass, With SS Frame	1	CC	Bobrick B-165 or equal		
	A5109	Grab Bar, 1-1/4" Dia., SS, 2 Wall, W/C Accessible	1	CC	Bobrick B-5837-99 or equal		
PATIENT TOILET DG 017	A5145	Hook, Garment, Double, SS, Surface Mounted	1	CC	Peter Pepper 2003 or equal		
	A5202	Dispenser, Toilet Paper w/Utility Shelf, SS, 2-Roll	1	VC			
	P9050	Toilet, Wall Hung, Siphon Jet, Bariatric Carrier	1	CC	Bariatric Carrier (1000lbs), Zorn or equal/SS w/ White Powder Coating		
	P3100	Lavatory, Wheelchair, Foot Pedals	1	CC	Eijer Industries 051-0244 or equal		
	U0102	Under Lavatory Guard	1	CC	TRUEBRO Lav Guard2 102 E-Z or equal		
	A5080	Dispenser, Paper Towel, SS, Surface Mounted	1	VC			
	L1200	Cabinet, Specimen, Pass Thru, CRS	1	CC			
HOUSEKEEPING AID CLOSET DG 023	A5135	Shelf, Utility W/Mop/Broom Holders, SS, Surface Mtd	1	CC			
	P4700	Sink, Mop, Molded, 10x36x24	1	CC			
ALCOVE DG014							
CORRIDOR 'C' R4650	R4650	Ice Machine, Flaked, With Dispenser	1	VC			

NOTES:
 TAG NUMBER STARTING WITH "U" DO NOT HAVE VA PROVIDED JSN NUMBE
 CC - CONTRACTOR FURNISHED/INSTALLED
 W - GOVT FURNISHED & INSTALLED
 VC - GOVT FURNISHED & CONTRACTOR INSTALLED

100% CONSTRUCTION DOCUMENTS	4/13/2015
95% CONSTRUCTION DOCUMENTS	3/9/2015
65% CONSTRUCTION DOCUMENTS	1/23/2015
50% DESIGN DEVELOPMENT DOCUMENTS	11/30/2014
Revisions:	Date



ENGINEERS + CONSULTANTS:

EPSTEIN

Architecture
 Interiors
 Engineering
 Construction

600 W. Fulton Street
 Chicago, IL 60661-1259
 T: 312.454.9100
 www.epsteinglobal.com

ARCHITECT + ENGINEERS:

Bancroft

700 Nicholas Blvd, Suite 403
 Elk Grove Village, IL 60007
 T: 847.952.9362 F: 847.952.9403

BANCROFT ARCHITECTS + ENGINEERS

Drawing Title
FINISH + EQUIPMENT SCHEDULES

Approved Project Director

Project Title
**William S. Middleton
 VA Hospital
 RENOVATE DG280 FOR PRE-OP CLINIC**

Location
 WILLIAM S. MIDDLETON VA HOSPITAL

Date
 4/27/2015

Checked
 TS

Drawn
 AC

Project Number
 607-14-107

Building Number
 1

Drawing Number
1-602

Office of
 Construction
 and Facilities
 Management

Department of
 Veterans Affairs