



4. CONTRACTOR SHALL PROVIDE SUITABLE TRIM AND APPURTENANCES TO MOUNT FIXTURES IN TYPE OF CEILING OR WALL AS SPECIFIED IN ARCHITECTURAL FINISH SCHEDULES REGARDLESS OF CATALOG NUMBER GIVEN. CONTRACTOR SHALL VERIFY TYPE OF CEILING OR WALL BY REVIEWING ARCH. FINISH SCHEDULES AND ORDER NECESSARY KIT IF SO NEEDED.
5. FIXTURES SHALL MEET LUMINAIRE DISCONNECT REQUIREMENTS AS SPECIFIED IN NEC 410.130(G).
6. FIXTURES SHALL BE SUPPORTED FROM THE STRUCTURE OR AS APPROVED BY THE COR.
7. CONTRACTOR SHALL PROVIDE COMPARATIVE OUTLINES FOR FIXTURES AND LIGHTING EQUIPMENT SUBMITTED AS EQUIVALENTS NOT PREVIOUSLY LISTED OR APPROVED AS EQUIVALENTS ON CONTRACT DOCUMENTS. COMPARATIVE OUTLINES SHALL BE APPROVED 10 WORKING DAYS PRIOR TO BID DATE, PER ELECTRICAL SPECIFICATIONS. OMISSION SHALL REQUIRE RE-SUBMITTAL OF ENTIRE PACKAGE.
8. EMERGENCY EGRESS FIXTURES SHALL BE WIRED IN SUCH A MANNER THAT ALTERNATE FIXTURES ARE ON ALTERNATE CIRCUITS.
9. WITH REFERENCE TO FIXTURE "A21": LOW-VOLTAGE SEQUENTIAL SWITCH MOUNTED IN FIXTURE IS U.L. LISTED IN COMPLIANCE WITH UL544 FOR MEDICAL EQUIPMENT. TWO RED WIRES COMING FROM THE FIXTURE ARE WIRED TO THE MULTI-PIN BED PLUG FOR USE WITH THE BED MANUFACTURER'S PILLOW SPEAKER OR SIDECOM. THIS IS USED TO CONTROL THE TELEVISION, NURSE CALL AND CONTROL THE OVERHEAD LIGHTS. TO CONTROL THE LIGHTS, THE PILLOW SPEAKER OR SIDECOM SHOULD BE SPECIFIED TO HAVE A NORMALLY OPEN CONTACT SWITCH. PRESSING THE SWITCH THE FIRST TIME TURNS ON THE AMBIENT LIGHT ON; PRESSING IT A SECOND TIME TURNS THE READING LIGHT ON; PRESSING IT A THIRD TIME TURNS BOTH LIGHTS ON; PRESSING THE BUTTON A FOURTH TIME TURNS BOTH LIGHTS OFF. THE EXAMINATION LIGHT AND NURSE'S CHART LIGHT ARE LINE VOLTAGE AND WIRED INDEPENDENTLY. THE EXAM LIGHT IS SWITCHED FROM THE HEADWALL AND THE CHART LIGHT IS SWITCHED FROM THE ENTRY DOOR, BASIS OF OPERATION BASED ON MODULAR BRAND FIXTURE. FIXTURE SHALL BE EQUIPPED WITH THE REQUIRED NUMBER OF INTEGRAL LOW-VOLTAGE RELAYS IN ORDER TO ACCOMPLISH THE AFORESAIDED CONTROL SEQUENCE OPERATION.
10. ALL LIGHTING FIXTURE MANUFACTURERS SHALL COMPLY WITH THE "BUY AMERICAN ACT" TO WHICH THE VA ADMINISTRATION ADHERES.

LIGHTING FIXTURE SCHEDULE (BASE BID)											
TYPE	MANUFACTURERS	CATALOG INFORMATION	LAMP DATA		BALLAST DATA		INPUT WATTS	VOLTAGE	MOUNTING	FIXTURE DESCRIPTION	REMARKS
			NO	TYPE	NO	TYPE					
A04	CREE	CR22		LED			43	UNIV	RECESSED	2'X2' LED 4000K FIXTURE WITH ONE PIECE LOWER REFLECTOR FINISHED WITH TEXTURED HIGH REFLECTANCE WHITE POLYESTER POWDER COATING	RECESSED IN GRID OR GYPSUM CEILING. SEE ARCH. FINISH SCHEDULE FOR CEILING TYPE. MINIMUM 4000 LUMENS
	COLUMBIA	LSER22									
	WILLIAMS	HET									
A05	CREE	CR24		LED			62	UNIV	RECESSED	2'X4' LED 4000K FIXTURE WITH ONE PIECE LOWER REFLECTOR FINISHED WITH TEXTURED HIGH REFLECTANCE WHITE POLYESTER POWDER COATING	RECESSED IN GRID OR GYPBOARD CEILING. SEE ARCH. FINISH SCHEDULE FOR CEILING TYPE. MINIMUM 6000 LUMENS
	COLUMBIA	LSER24									
	WILLIAMS	HET									
A21	FAIL SAFE	MPR3 SERIES		LED			105	UNIV	RECESSED	2'X4' REC. LED, MULTI-FUNCTION (EXAM, AMBIENT, READING, CHART) PATIENT ROOM FIXTURE WITH INTEGRAL LOW VOLTAGE SEQUENTIAL SWITCH FOR READING AND AMBIENT LIGHTING CONTROL FROM PILLOW. LED COLOR: 4000K.	RECESSED IN GRID OR GYPSUM CEILING CTRLD FROM PILLOW & HEADWALL .09 THK CLEAR OVERLAY ON PARABOLIC LENS. PROVIDE WITH HEADWALL CONN. SEE FIXTURE NOTE #6, 3500K
	HEALTHCARE LIGHTING	HPT SERIES									
	KENALL	MPCADE SERIES									
C05	WILLIAMS	HES SERIES		LED			40	UNIV	SURFACE	1'X4' SURFACE MOUNT ARCHITECTURAL LED FIXTURE, 3600 LUMENS, FROSTED, RIBBED ACRYLIC DIFFUSER 4000K CCT 80 CRI	
	LITHONIA	TLX4 SERIES									
	COLUMBIA	LIT SERIES									
E01	LITHONIA	LESW SERIES		LED			4	UNIV	AS NOTED	L.E.D. EXIT SIGN, WHITE CAST ALUMINUM HOUSING, RED LETTERS, UNIVERSAL MOUNTING DIR. ARROWS & FACES AS INDICATED.	NFPA 101 CHEVRONS. WIRED AHEAD OF LOCAL SWITCH. DUAL INPUT VOLTAGE. AC ONLY – NO BATTERY
	SURE-LITES	CX SERIES									
	DUAL-LITE	SE SERIES									
F02	WILLIAMS	LED60 SERIES		LED			27	UNIV	RECESSED	6" DIA. RECESSED LED DOWNLIGHT, 4000K WHITE TRIM, 90 CRI, 2000 LUMEN, 60,000 HOUR L70 LAMP LIFE.	CLEAR SPECULAR REFLECTOR, WIDE DISTRIBUTION
	CREE	KR6 SERIES									
	GOTHAM	EVO SERIES									
	PRESCOLITE	LF6 LED SERIES									
F04	LITHONIA	DOM6LED		LED			25	UNIV	RECESSED	7" DIA. RECESSED DOWNLIGHT, 4000K WHITE TRIM, 900 LUMENS, FRESNEL LENS.	
	PATHWAY	6VLED									
	VANTAGE	A6VEPLED									
F18	LITHONIA	DOM6LED		LED			25	UNIV	RECESSED	7" DIA. LED SHOWER DOWNLIGHT, 1500 LUMENS, 4000K WHITE ALUMINUM REFLECTOR, UL WET BAR HANGERS, PRISMATIC LENS.	
	PATHWAY	6VLED									
	VANTAGE	A6VEPLED									
G16	KIRLIN	RN00869		LED			2	UNIV	WALL	PATIENT ROOM NIGHT LIGHT, LOW PROFILE CLEAR ACRYLIC IN FRONT OF LED SOURCE, ALUMINUM FRAME.	3" DEPTH HOUSING, GASKETED BETWEEN DOOR AND FRAME, TAMPER RESISTANT, WHITE FINISH
	FC LIGHTING	FCSL100 SERIES									
	WILLIAMS	SWK SERIES									
L07	PRIMUS LIGHTING	FESTCOVE SERIES		LED			90	120	IN COVE	LOW-VOLTAGE LED ROPE LIGHT WITH 0.5W, 3000K, LED'S 4" SPACING. PROVIDE MOUNTING CLIPS AND 150VA ELECTRONIC TRANSFORMER.	SEE ARCHITECTURAL DETAILS; INSTALL PER MANUFACTURERS RECOMMENDATIONS.


LIGHTING FIXTURE SCHEDULE (DEDUCTIVE ALTERNATE)											
TYPE	MANUFACTURERS	CATALOG INFORMATION	LAMP DATA		BALLAST DATA		INPUT WATTS	VOLTAGE	MOUNTING	FIXTURE DESCRIPTION	REMARKS
			NO	TYPE	NO	TYPE					
A04	LITHONIA	2AL SERIES	3	F17T8/41K	1	ELECTRONIC	56	UNIV	RECESSED	2'X2' FLUORESCENT FIXTURE FOR (3) T8, 4100K LAMPS WITH ONE-PIECE LOWER REFLECTOR FINISHED AND TEXTURED HIGH REFLECTANCE WHITE POLYESTER POWDER COATING.	RECESSED IN GRID OR GYPSUM CEILING. SEE ARCH. FINISH SCHEDULE FOR CEILING TYPE.
	COLUMBIA	SER22									
	WILLIAMS	CDA SERIES									
A05	LITHONIA	2AL SERIES	3	F32T8/41K	2	ELECTRONIC	84	UNIV	RECESSED	2'X4' FLUORESCENT FIXTURE FOR (3) T8, 4100K LAMPS WITH ONE-PIECE LOWER REFLECTOR FINISHED AND TEXTURED HIGH REFLECTANCE WHITE POLYESTER POWDER COATING.	RECESSED IN GRID OR GYPBOARD CEILING. SEE ARCH. FINISH SCHEDULE FOR CEILING TYPE.
	COLUMBIA	SER22									
	WILLIAMS	CDA SERIES									
A21	FAIL SAFE WILLIAMS	MPR SERIES	7	FT40/41K	4	ELECTRONIC	280	UNIV	RECESSED	2'X4' REC. FLUOR., MULTI-FUNCTION 6 WAY PATIENT ROOM FIXTURE LOW VOLTAGE SEQUENTIAL SWITCH FOR READING AND AMBIENT LIGHTING CONTROL FROM PILLOW	RECESSED IN GRID OR GYPSUM CEILING CTRLD FROM PILLOW & HEADWALL .09 THK CLEAR OVERLAY ON PARABOLIC LENS. PROVIDE WITH HEADWALL CONN. SEE FIXTURE NOTE #6.
	MODULAR SERVICES	XL5 SERIES									
C05	WILLIAMS	11 SERIES	2	F32T8/41K	1	ELECTRONIC	60	UNIV	SURFACE	1'X4' SURFACE MOUNT ARCHITECTURAL FLUORESCENT FIXTURE, 3600 LUMENS, FROSTED, RIBBED ACRYLIC DIFFUSER 4100K CCT 80 CRI.	
	LITHONIA	M SERIES									
	COLUMBIA	4PS SERIES									
E01	LITHONIA	LESW SERIES		LED			4	UNIV	AS NOTED	L.E.D. EXIT SIGN, WHITE CAST ALUMINUM HOUSING, RED LETTERS, UNIVERSAL MOUNTING DIR. ARROWS & FACES AS INDICATED.	NFPA 101 CHEVRONS. WIRED AHEAD OF LOCAL SWITCH. DUAL INPUT VOLTAGE. AC ONLY - NO BATTERY
	SURE-LITES DUAL-LITE	LPX SERIES SE SERIES									
F02	WILLIAMS	PH60 SERIES	2	F26DTT/41K	1	ELECTRONIC	60	UNIV	RECESSED	6" DIA. RECESSED COMPACT FLUORESCENT DOWNLIGHT, 4100K, WHITE TRIM, 90 CRI	CLEAR SPECULAR REFLECTOR, WIDE DISTRIBUTION, PROVIDE DIMMING BALLAST WHERE INDICATED.
	PRESCOLITE	LF6 SERIES									
	GOTHAM	AF SERIES									
F04	GOTHAM	LGF SERIES	1	F26DTT/41K	1	ELECTRONIC	26	UNIV	RECESSED	8" DIAMETER RECESSED COMPACT FLUORESCENT DOWNLIGHT, 4100K, WHITE TRIM, 1800 LUMENS, FRESNEL LENS.	
	PRESCOLITE	LFQ SERIES									
	WILLIAMS	PH60 SERIES									
F18	GOTHAM	LGF SERIES	1	F32TRT/41K	1	ELECTRONIC	32	UNIV	RECESSED	7" DIAMETER COMPACT FLUORESCENT SHOWER DOWNLIGHT, 2400 LUMENS, 4100K, WHITE ALUMINUM REFLECTOR, UL WET LOCATION, BAR HANGERS, DROP OPAL LENS.	
	PRESCOLITE	LFQ SERIES									
	WILLIAMS	PVSL SERIES									
G16	KIRLIN	RN00869		LED			2	UNIV	WALL	PATIENT ROOM NIGHT LIGHT, LOW PROFILE CLEAR ACRYLIC IN FRONT OF LED SOURCE, ALUMINUM FRAME.	3" DEPTH HOUSING, GASKETED BETWEEN DOOR AND FRAME, TAMPER RESISTANT, WHITE FINISH
	FC LIGHTING	FCSL100 SERIES									
	WILLIAMS	SWK SERIES									
L07	PRIMUS LIGHTING	FESTCOVE SERIES		LED			90	120	IN COVE	LOW-VOLTAGE LED ROPE LIGHT WITH 0.5W, 3000K, LED'S 4" SPACING. PROVIDE MOUNTING CLIPS AND 150VA ELECTRONIC TRANSFORMER.	SEE ARCHITECTURAL DETAILS; INSTALL PER MANUFACTURERS RECOMMENDATIONS.

[illegible]

Department of Veterans Affairs
Veterans Healthcare System of
the Ozarks
1100 North College Avenue
Fayetteville, AR 72703



Architect/Engineer Address



H A R R E L L

formerly HARRELL, SALTRICK & HOPPER, PC

8016 TOWER POINT DRIVE P 704.814.1320
CHARLOTTE, NC 28227 F 704.321.0833

WWW.HARRELLDG.COM

COPYRIGHT © 2014 HARRELL DESIGN GROUP, PC
HDG PROJECT # 14001

APPROVALS:

CHIEF OF ENGINEERING

Drawing Title

ELECTRICAL - FIXTURE SCHEDULES AND LIGHTING NOTES

FULLY SPRINKLERED

100% FINAL CONSTRUCTION
DRAWINGS

Project Title

RENOVATE 3B CLINIC FOR STEP-DOWN, B1

Drawn	MLT
-------	-----

Checked	ELC
---------	-----

Building Number
1

Reviewed
RAK

Date 1/8/2015

Project Number
564-14-102

DRAWING No.

E002

