

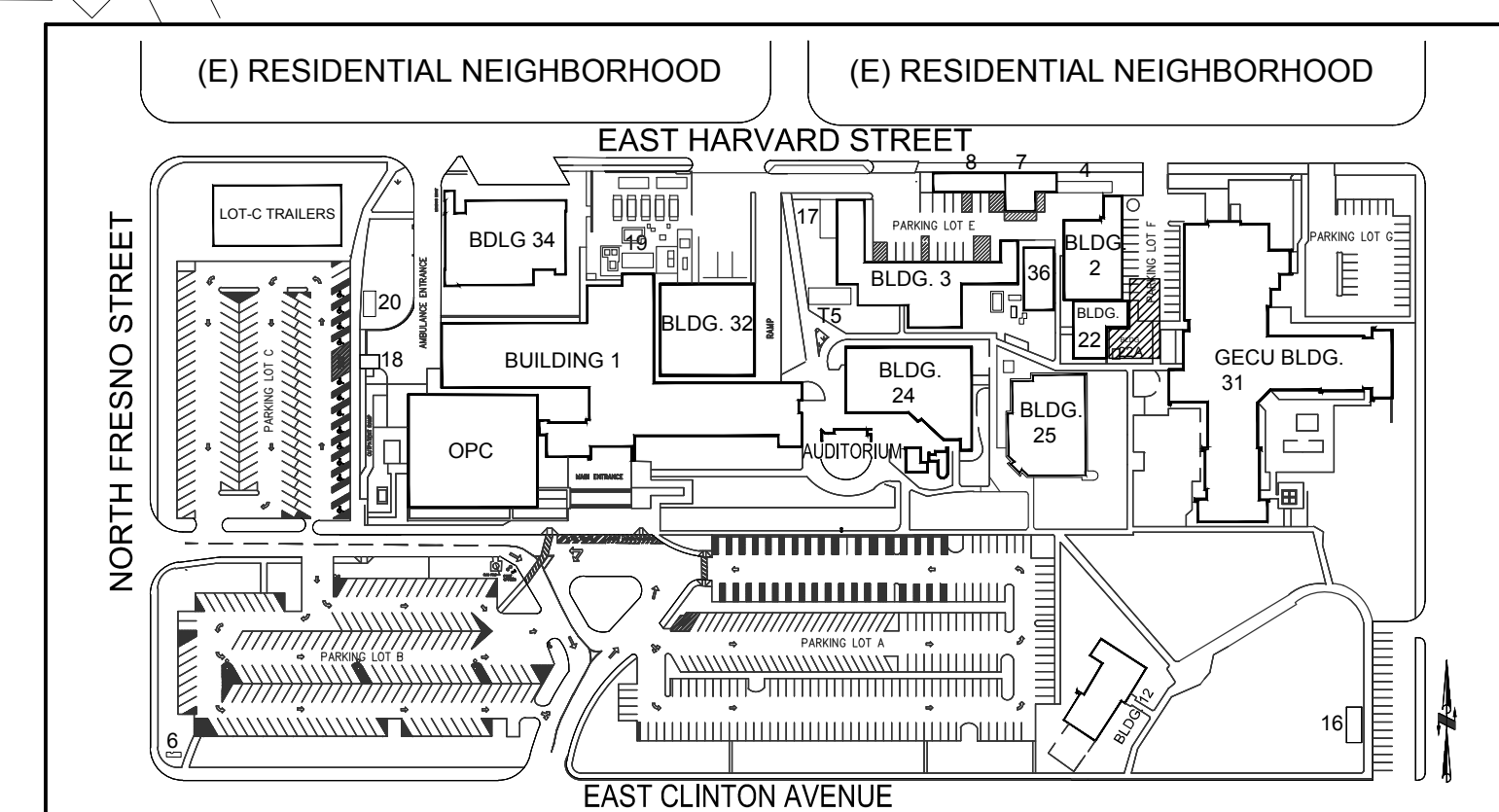
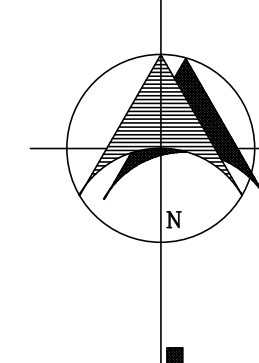
(E) BUILDING LEGEND

- | | | | | |
|---------------------------------------|---|---|---|--|
| 1 MAIN HOSPITAL | 6 DISPOSAL WELL | 16 STORAGE | 22 CHILLER PLANT | 25 MENTAL HEALTH PROGRAM BUILDING |
| 2 BOILER PLANT | 7 GASOLINE PUMP & TANKS | 17 LIQUID OXYGEN STORAGE | 24 EDUCATION & TRAINING BLDG. | 36 FACILITIES STORAGE OPC. OUTPATIENT CLINIC |
| 3 ENGINEERING SHOPS & PROJECT SECTION | 8 STORAGE SHEDS | 18 O.P.C. PARKING LOT HANDICAP ELEVATOR | 31 60-BED COMMUNITY LIVING CENTER (CLC) | T5 PROJECTS SECTION |
| 4 PUMPHOUSE | 9 FLAG POLE | 19 ELECTRIC UTILITY AREA | 32 WAREHOUSE | |
| 5 PUMPHOUSE | 12 DUAL DIAGNOSTIC DAY TREATMENT (VACANT) | 20 SMOKING SHELTER | 34 MENTAL HEALTH/PHYSICAL REHAB | |

100% CONSTRUCTION DOCUMENT SUBMITTAL

SITE PLAN - DEMOLITION

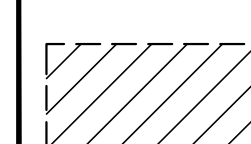
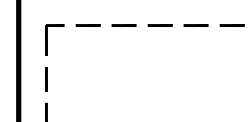

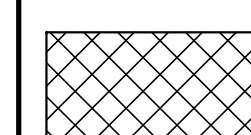
SCALE: 1" = 20'-0"



SHEET NOTES

- | | |
|----|--|
| 1 | REMOVE AND RELOCATE EXISTING ELECTRICAL TRANSFORMER PER ELECTRICAL DRAWINGS. |
| 2 | CUT AND CAP EXISTING TRENCH THESE LOCATIONS VERIFIED IN FIELD SEE DETAIL SHEET 22A-AE-601 & NOTE # 18 THIS SHEET. |
| 3 | RELOCATE (E) SANI/PK SEE SHT. AS-102 |
| 4 | REMOVE EXISTING MANHOLE/ELECTRICAL VAULT. IN FOOTPRINT OF (N) BUILDING 22A. |
| 5 | ELIMINATE EXISTING PARKING AND WHEEL STOPS AND REMOVE STRIPING WITH MATCH EXISTING AND SLURRY COAT SEE NOTE # 17 THIS SHEET. |
| 6 | REMOVE EXISTING PAD AND CURBS - COMPLETE |
| 7 | REMOVE OR RELOCATE TANKS AND ALL ASSOCIATED PIPING SEE SHT. AS-102 FOR REMOVE, REPLACE, CAP AND ABANDON AND RELOCATE PER SCHEDULE AND SYSTEMS OPERATIONAL NARRATIVE. SEE MECHANICAL. |
| 8 | REMOVE SANI/PK SITE FENCE COMPLETE. |
| 9 | EXISTING UNDERGROUND UTILITY CHASE, TYP. TO BE REMOVED ONLY - UNDER NEW BUILDING 22A FOOTPRINT. V.I.F. CUT AND CAP INFILLED AND COMPACTED TRENCH PER NOTE # 2 THIS SHEET. |
| 10 | EXISTING TREES. PROTECT IN PLACE, U.N.O. |
| 11 | REMOVE EXISTING SHED ROOF, STEEL COLUMNS AND FOOTINGS PATH BACK EXISTING TO MATCH EXISTING ADJACENT SURFACES |
| 12 | EXISTING UTB TO REMAIN. |
| 13 | EXISTING CURB TO REMAIN |
| 14 | REMOVE CAP PAVEMENT AS REQUIRED FOR UNDERGROUND UTILITIES. SEE CIVIL DRAWINGS FOR ASPHALT REQUIREMENTS THIS AREA. |
| 15 | EXISTING ECA TO REMAIN SEE CIVIL SHEETS |
| 16 | REMOVE EXISTING AC PAVING COORDINATE WITH RELOCATING SANI/PK VERIFY IN FIELD & SEE CIVIL DETAILS. |
| 17 | SEE SHEET AS-102 & CIVIL, MECHANICAL & ELECTRICAL DEMOLITION INFORMATION IN MORE DETAIL. |
| 18 | CONTRACTOR SHALL FORM AND POUR A NEW CONCRETE END WALL TO CLOSE UP EXISTING TRENCH IN 2 PLCS. PLUMBING AND ELECTRICAL SHALL BE REROUTED, AS REQUIRED. SEE DETAIL # 10 AE-601 |
| 19 | REMOVE EXISTING LANDSCAPING IRRIGATION SYSTEM IN AREA OF WORK. CUT AND CAP. REROUTE AS REQUIRED SO AS TO NOT DISRUPT WATERING IN ADJACENT AREAS. |
| 20 | RELOCATED R/O TANK AND PUMP SEE MECH AND PLUMBING FOR COORDINATION. |
| 21 | EXISTING UTILITY TRENCH TO REMAIN IN THIS AREA. |

LEGEND



VA FORM 08-6231