SHEET NOTES

1	8" CMU WALL, TYP.
2	HOLLOW METAL DOOR
3	NOT USED
4	STEEL COLUMN, (SEE STRUCTURAL DRAWINGS)
5	STEEL BEAM, (SEE STRUCTURAL DRAWINGS)
6	4'-0" HOLLOW METAL DOOR IN BACK-GROUND
7	NOT USED
8	SURFACE MOUNTED DOUBLE DUPLEX
9	NOT USED
10	SURFACE MOUNTED LIGHT SWITCH

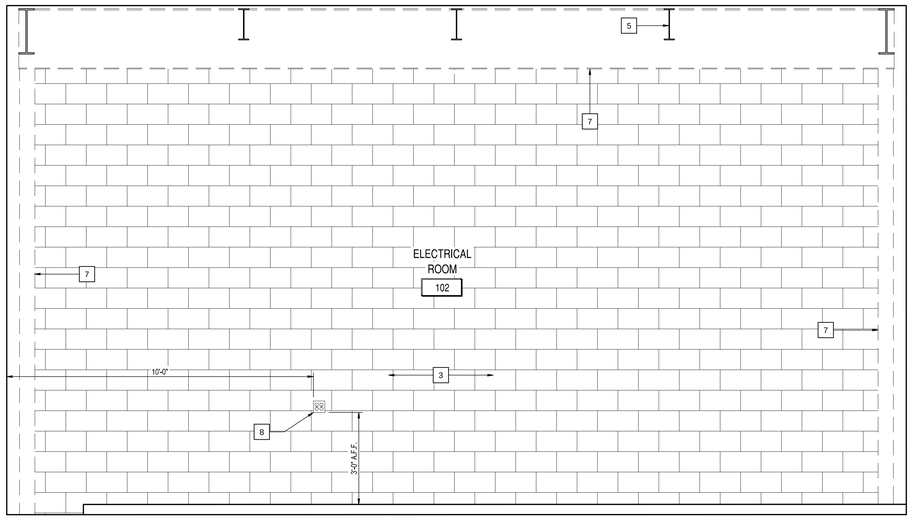

1 EAST WALL - ELECTRICAL ROOM
SCALE: 1/2" = 1'-0"

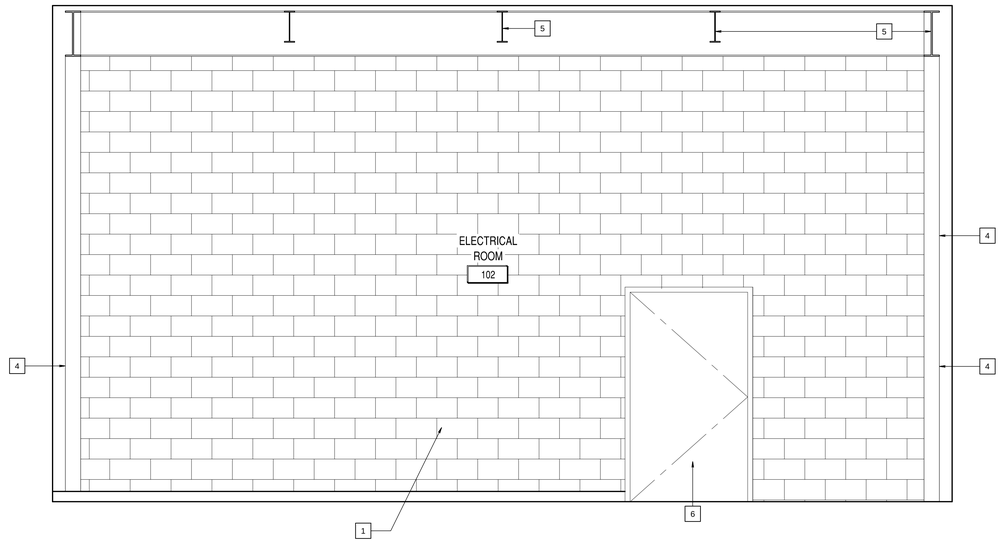

3 WEST WALL - ELECTRICAL ROOM
SCALE: 1/2" = 1'-0"

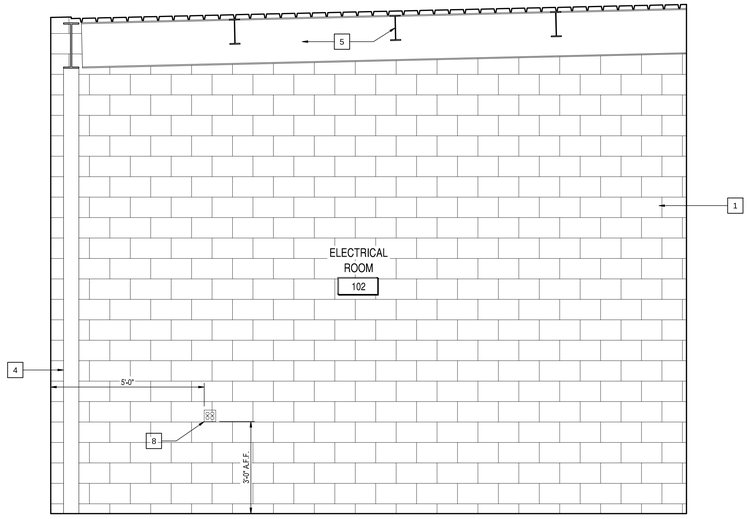

4 NORTH WALL - ELECTRICAL ROOM
SCALE: 1/2" = 1'-0"

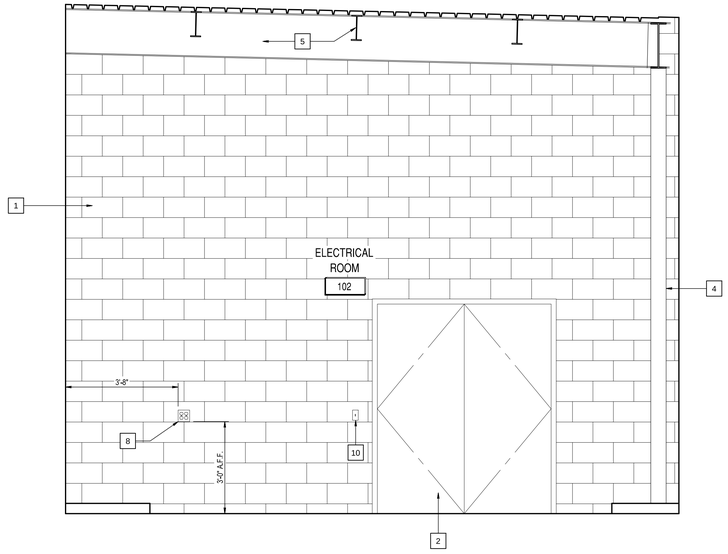

2 SOUTH WALL - ELECTRICAL ROOM
SCALE: 1/2" = 1'-0"

KEY MAP

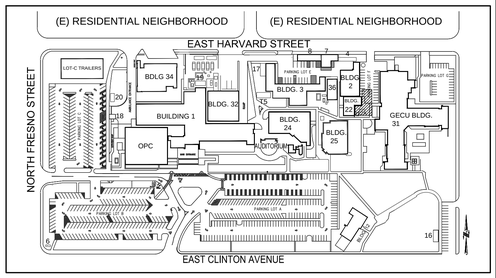

100% CONSTRUCTION DOCUMENT SUBMITTAL

Revisions	Date
01 SCHEMATIC DESIGN VA COMMENTS	3/19/14

CONSULTANTS:

ARCHITECT/ENGINEERS:

hfp architects
745 distel drive
los altos, ca 94022
650 964 4514 fax: 650 967 5148

Drawing Title: ELECTRICAL ROOM INTERIOR ELEVATIONS

Approved: Project Director

Project Title: VA CENTRAL CALIFORNIA HEALTH CARE SYSTEM NEW BUILDING 22A + CHILLER INFRASTRUCTURE

Location: FRESNO, CA.

Date: 5/08/2015 | Checked: N.V. | Drawn: T.S.

Project Number: 570-13-300

Building Number: 22A

Drawing Number: 22A-AE-400

Dwg. 23 of 86

Office of Construction and Facilities Management

Department of Veterans Affairs

VA FORM 08-6231