




SAMUEL S. STRATTON  
DEPARTMENT OF VETERANS AFFAIRS

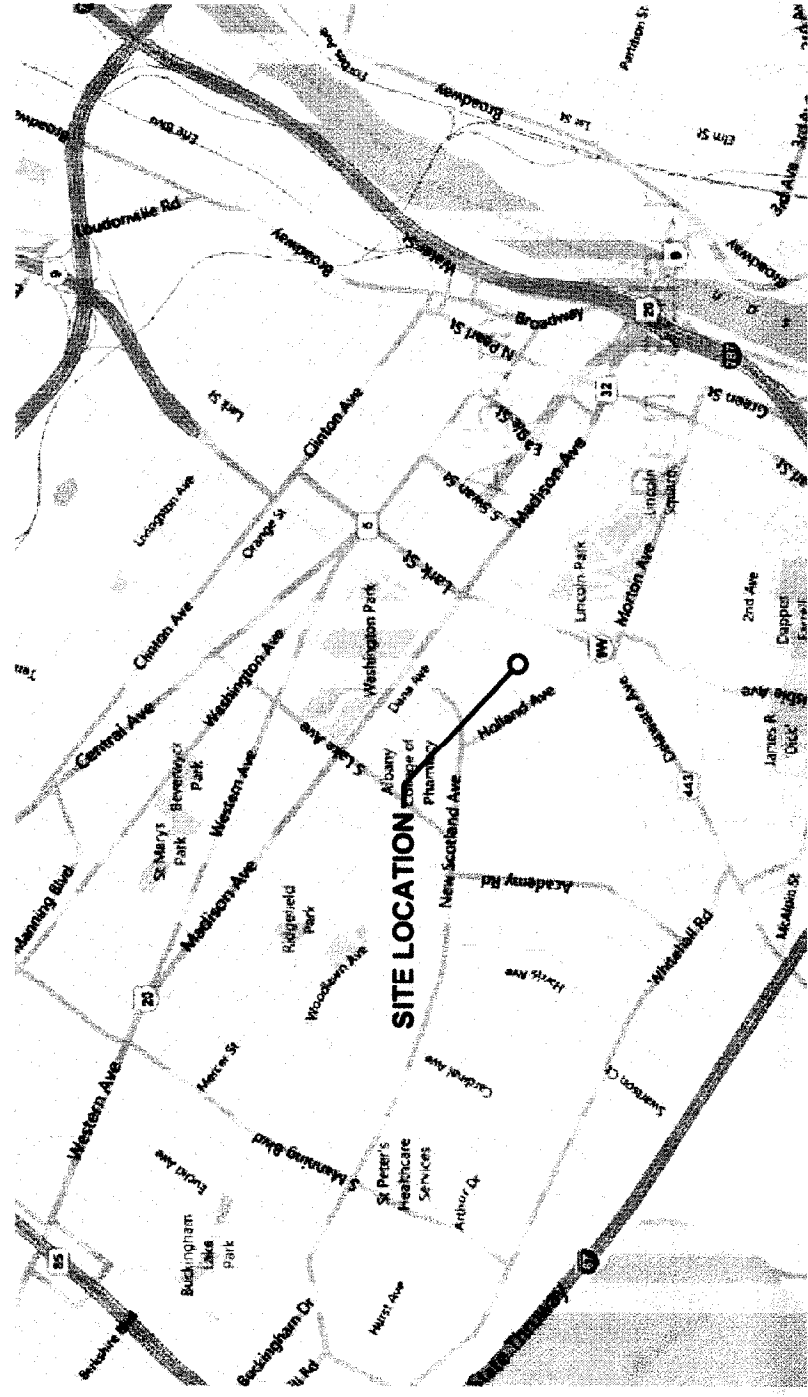
MEDICAL CENTER  
ALBANY, N.Y. 12208

PROJECT TITLE:  
EMERGENCY ELECTRICAL UPGRADES  
PHASE 3

PROJECT NO. 528A8-11-812



LOCATION MAP

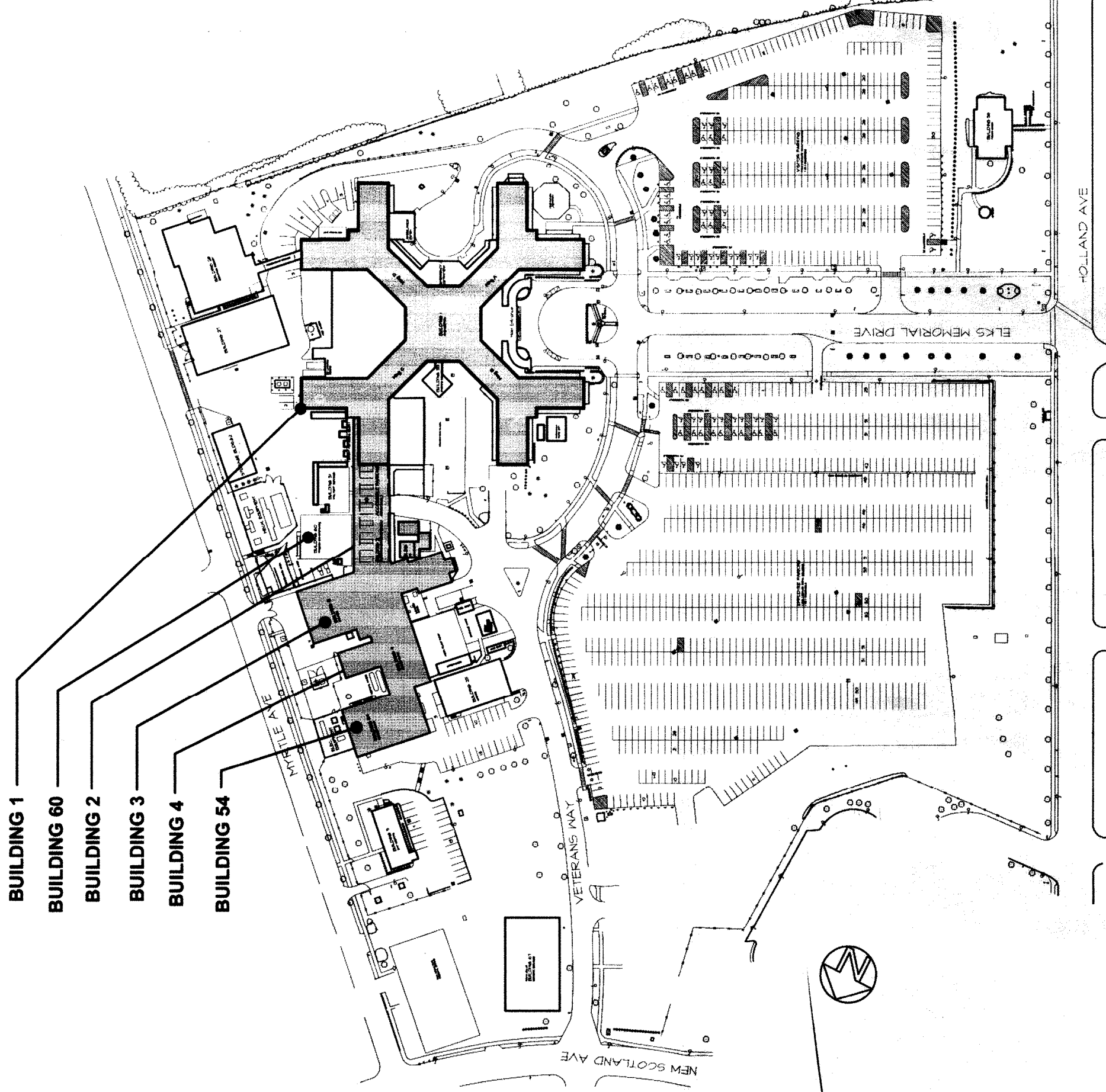


SIGNATURE BLOCK

USER ACTIVITY / PROGRAM MANAGER	<i>[Signature]</i>
INFECTION CONTROL NURSE	<i>[Signature]</i>
FIRE & SAFETY MANAGER	<i>[Signature]</i>
GENS COORDINATOR	<i>[Signature]</i>
POLICE CHIEF	<i>[Signature]</i>
OPERATIONS FOREMAN	<i>[Signature]</i>
INTERIOR DESIGNER	<i>[Signature]</i>
PROJECT MANAGER COR	<i>[Signature]</i>

PROPERTY OF THE UNITED STATES  
GOVERNMENT. COPIING, REPRODUCTION,  
OR DISTRIBUTION OF THESE DRAWINGS,  
WHETHER WHOLLY OR IN PART, BY ANY  
UNAUTHORIZED PERSONS IS PROHIBITED.

SITE PLAN



DRAWING LIST

PAGE DWG. #	DWG. TITLE	BID OPTION	PAGE DWG. #	DWG. TITLE	BID OPTION
1	TS		30	E-601 ELECTRICAL: DEMOLITION ONE-LINE DIAGRAM	1, 2
2	S-100 STRUCTURAL: BUILDING 1 CORE WALL FRAMING		31	E-602 ELECTRICAL: NEW ONE-LINE DIAGRAM	1
3	S-101 STRUCTURAL: DETAILS		32	E-605 ELECTRICAL: PHASE 3 ONE-LINE DIAGRAM	1
4	A-100 ARCHITECTURAL: BUILDING 1 SUB-BASEMENT & BASEMENT PARTIAL PLAN		33	E-701 ELECTRICAL: DETAILS	
5	A-101 ARCHITECTURAL: BUILDING 1 1ST FLOOR THRU 11TH FLOOR PARTIAL PLAN		34	E-702 ELECTRICAL: DETAILS	
6	A-102 ARCHITECTURAL: BUILDING 1 12TH FLOOR PARTIAL PLAN		35	E-723 ELECTRICAL: NORMAL POWER ONE-LINE DIAGRAMS SWITCHBOARD "B"	
7	A-701 ARCHITECTURAL: DETAILS		36	E-724 ELECTRICAL: NORMAL POWER ONE-LINE DIAGRAMS SWITCHBOARD "C"	2
8	E-001 ELECTRICAL: SYMBOLS & ABBREVIATIONS		37	E-802 ELECTRICAL: PHASE 3 & 4 POWER PANELS	1
9	E-003 ELECTRICAL: BUILDING 1 ICRA DETAILS		38	E-803 ELECTRICAL: PHASE 3 POWER PANELS	1
10	E-023 ELECTRICAL: EXISTING NORMAL POWER ONE-LINE RISER DIAGRAM		39	E-804 ELECTRICAL: PHASE 3 POWER PANELS	1
11	E-103 ELECTRICAL: BUILDING 4 SUB-BASEMENT PLANS		40	E-805 ELECTRICAL: PHASE 3 POWER PANELS	1
12	E-104 ELECTRICAL: BUILDING 1 SUB-BASEMENT PLAN		41	E-806 ELECTRICAL: PHASE 3 & 4 POWER PANELS	1
13	E-106 ELECTRICAL: HDG 1 SUB-BASEMENT SWITCHBOARD "B" ROOM PLANS		42	E-810 ELECTRICAL: ALL PHASES POWER PANELS AND SCHEDULE	
14	E-107 ELECTRICAL: HDG 1 SUB-BASEMENT SWITCHBOARD "C" ROOM PLANS	2	43	E-821 ELECTRICAL: PANEL SCHEDULES	2
15	E-110 ELECTRICAL: BUILDING 1 BASEMENT PLAN		44	E-901 ELECTRICAL: PHASE 3 REPLACEMENT POWER PANELS	1
16	E-111 ELECTRICAL: BUILDING 1 FIRST FLOOR PLAN		45	E-902 ELECTRICAL: PHASE 3 REPLACEMENT POWER PANELS	1
17	E-112 ELECTRICAL: BUILDING 1 SECOND FLOOR PLAN		46	E-903 ELECTRICAL: PHASE 1,2,3 & 4 REPLACEMENT POWER PANELS	
18	E-113 ELECTRICAL: BUILDING 1 THIRD FLOOR PLAN		47	E-904 ELECTRICAL: PHASE 3 REPLACEMENT POWER PANELS	1
19	E-114 ELECTRICAL: BUILDING 1 FOURTH FLOOR PLAN		48	E-905 ELECTRICAL: PHASE 3 REPLACEMENT POWER PANELS	
20	E-115 ELECTRICAL: BUILDING 1 FIFTH FLOOR PLAN				
21	E-116 ELECTRICAL: BUILDING 1 SIXTH FLOOR PLAN				
22	E-117 ELECTRICAL: BUILDING 1 SEVENTH FLOOR PLAN				
23	E-118 ELECTRICAL: BUILDING 1 EIGHTH FLOOR PLAN				
24	E-119 ELECTRICAL: BUILDING 1 NINTH FLOOR PLAN				
25	E-120 ELECTRICAL: BUILDING 1 TENTH FLOOR PLAN				
26	E-121 ELECTRICAL: BUILDING 1 ELEVENTH FLOOR PLAN				
27	E-122 ELECTRICAL: BUILDING 1 12TH - 14TH FLOOR PLAN	1, 2			
28	E-123 ELECTRICAL: BUILDING 3 & 54 EMERGENCY POWER				
29	E-401 ELECTRICAL: HDG 1, 2, 3 & 4 SUB-BASEMENT & CHILLER PLANT COMMUNICATIONS PLAN				

100% C.D. 4-9-15

*[Signature]*

<b>Owner</b> SAMUEL S. STRATTON DEPARTMENT OF VETERANS AFFAIRS MEDICAL CENTER 113 HOLLAND AVENUE ALBANY, NEW YORK		<b>Project Title</b> EMERGENCY ELECTRICAL UPGRADES - PHASE 3		<b>Date</b> 4/09/15	
<b>Signature Block</b> USER ACTIVITY / PROGRAM MANAGER INFECTION CONTROL NURSE FIRE & SAFETY MANAGER GENS COORDINATOR POLICE CHIEF OPERATIONS FOREMAN INTERIOR DESIGNER PROJECT MANAGER COR		<b>Project No.</b> 528A8-11-812		<b>Drawing No.</b> TTS	
<b>Scale</b> 1" = 100'		<b>Building Number</b> 1		<b>Drawn</b> SRB	
<b>Approved</b> Division Chief		<b>Checked</b> JDF		<b>Drawn</b> SRB	
<b>Approved</b> Service Director		<b>Location</b> ALBANY, N.Y.		<b>Dwg.</b> 1 of 48	