


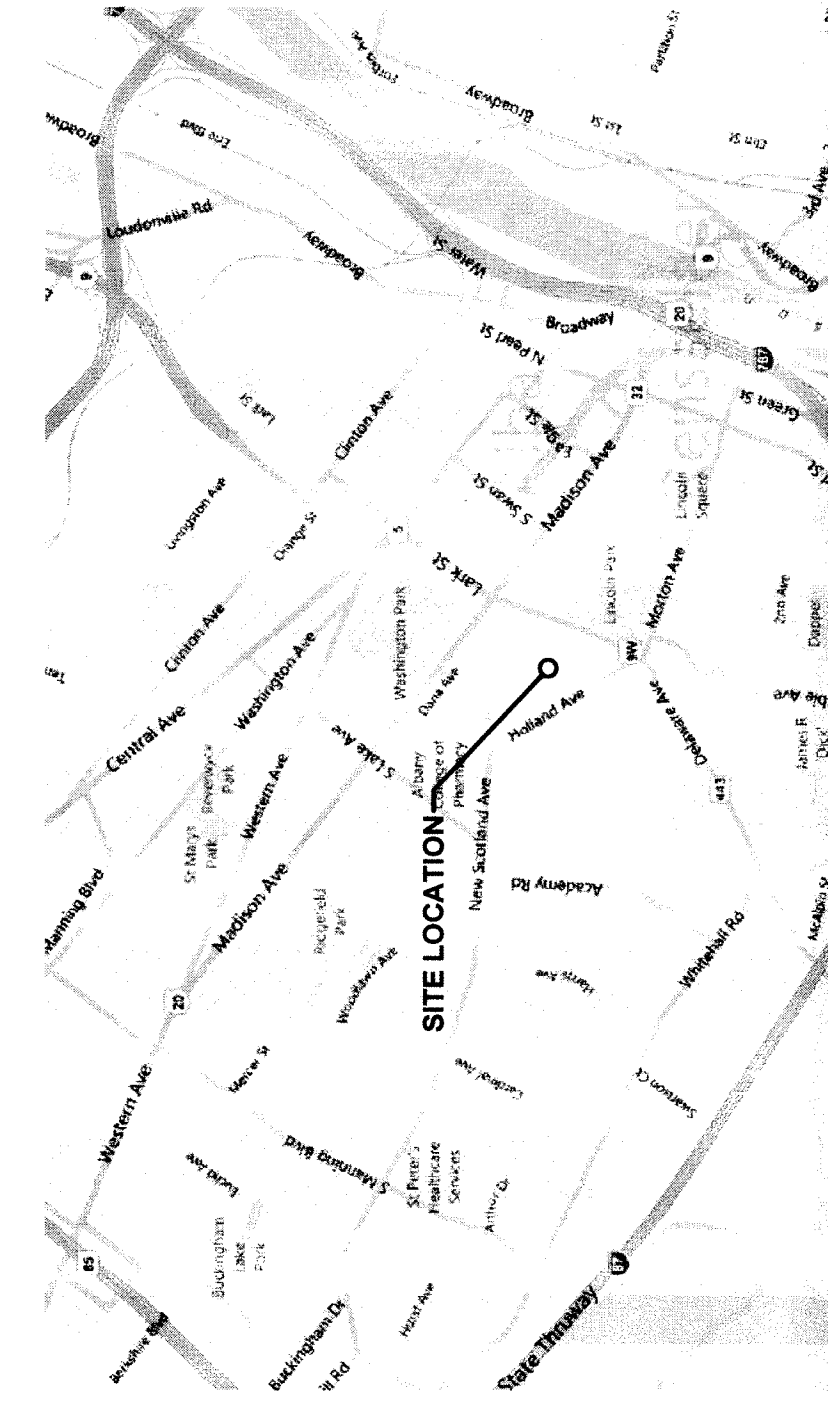
SAMUEL S. STRATTON DEPARTMENT OF VETERANS AFFAIRS MEDICAL CENTER ALBANY, N.Y. 12208

PROJECT TITLE: EMERGENCY ELECTRICAL UPGRADES PHASE 4

PROJECT NO. 528A8-11-813



LOCATION MAP

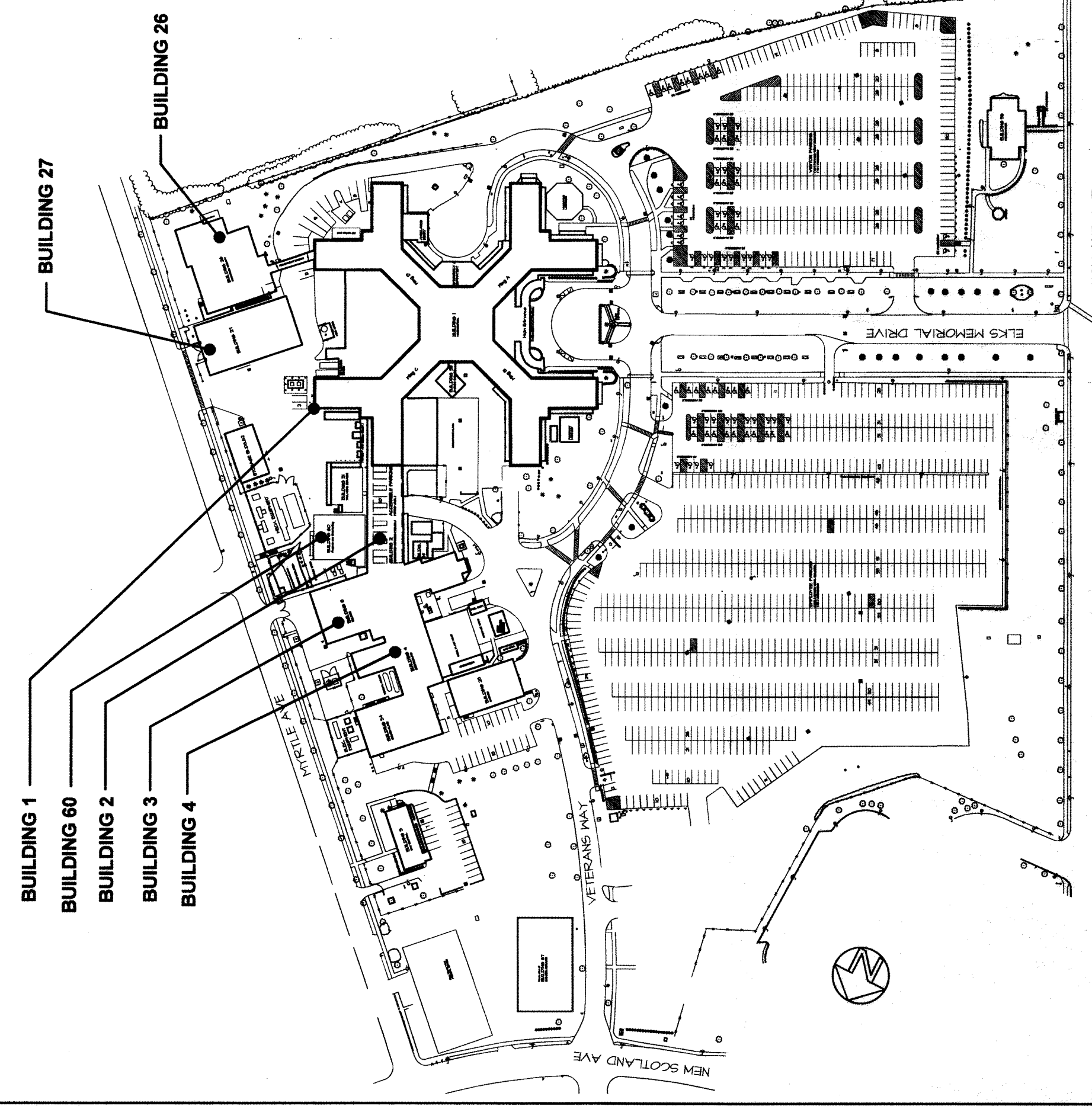


SIGNATURE BLOCK

USER ACTIVITY / PROGRAM MANAGER: *[Signature]*
 ENERGY CONTROL: *[Signature]*
 INFESTION CONTROL NURSE: *[Signature]*
 FIRE & SAFETY MANAGER: *[Signature]*
 GEN'S COORDINATOR: *[Signature]*
 POLICE CHIEF: *[Signature]*
 OPERATIONS FOREMAN: *[Signature]*
 INTERIOR DESIGNER: *[Signature]*
 PROJECT MANAGER COR: *[Signature]*

PROPERTY OF THE UNITED STATES
 GOVERNMENT. COPYING, DISSEMINATION,
 OR DISTRIBUTION OF THESE DRAWINGS,
 UNAUTHORIZED PERSONS IS PROHIBITED.

SITE PLAN



DRAWING LIST

| PAGE | DWG. # | DWG. TITLE | RID OPTION | PAGE | DWG. # | DWG. TITLE | RID OPTION |
|------|--------|--|------------|------|--------|--|------------|
| 1 | TS | TITLE SHEET | | 31 | E-702 | ELECTRICAL: DETAILS | 2 |
| 2 | S-100 | STRUCTURAL: BUILDING 1 CORE WALL FRAMING | | 32 | E-722 | ELECTRICAL: NORMAL POWER ONE-LINE DIAGRAMS SWITCHBOARD 'A' | 3 |
| 3 | A-100 | ARCHITECTURAL: BUILDING 1 SUB-BASEMENT & BASEMENT PARTIAL PLAN | | 33 | E-725 | ELECTRICAL: NORMAL POWER ONE-LINE DIAGRAMS SWITCHBOARD 'D' | 1 |
| 4 | A-101 | ARCHITECTURAL: BUILDING 1ST FLOOR THRU 11TH FLOOR PARTIAL PLAN | | 34 | E-801 | ELECTRICAL: PHASE 4 POWER PANELS | 1 |
| 5 | A-102 | ARCHITECTURAL: BUILDING 1 12TH FLOOR PARTIAL PLAN | | 35 | E-802 | ELECTRICAL: PHASE 3 & 4 POWER PANELS | 1 |
| 6 | A-701 | ARCHITECTURAL: DETAILS | | 36 | E-806 | ELECTRICAL: PHASE 3 & 4 POWER PANELS | 1 |
| 7 | E-001 | ELECTRICAL: SYMBOLS & ABBREVIATIONS | | 37 | E-807 | ELECTRICAL: PHASE 4 POWER PANELS | 1 |
| 8 | E-003 | ELECTRICAL: BUILDING 1 ICRS DETAILS | | 38 | E-808 | ELECTRICAL: PHASE 4 POWER PANELS | 1 |
| 9 | E-023 | ELECTRICAL: EXISTING NORMAL POWER ONE-LINE RESER DIAGRAM | 2 | 39 | E-810 | ELECTRICAL: ALL PHASES POWER PANELS AND SCHEDULE | 1 |
| 10 | E-104 | ELECTRICAL: BUILDING 1 SUB-BASEMENT PLAN | 2 | 40 | E-821 | ELECTRICAL: PANEL SCHEDULES | 3 |
| 11 | E-105 | ELECTRICAL: BLDG 1 SUB-BASEMENT SWITCHBOARD 'A' ROOM PLANS | | 41 | E-903 | ELECTRICAL: PHASE 1,2,3 & 4 REPLACEMENT POWER PANELS | 3 |
| 12 | E-108 | ELECTRICAL: BLDG 1 SUB-BASEMENT SWITCHBOARD 'D' ROOM PLANS | 3 | 42 | E-904 | ELECTRICAL: REPLACEMENT POWER PANEL SCHEDULE | 3 |
| 13 | E-110 | ELECTRICAL: BUILDING 1 BASEMENT PLAN | 3 | 43 | E-905 | ELECTRICAL: REPLACEMENT POWER PANEL SCHEDULE | 3 |
| 14 | E-111 | ELECTRICAL: BUILDING 1 FIRST FLOOR PLAN | 3 | 44 | E-906 | ELECTRICAL: REPLACEMENT POWER PANEL SCHEDULE | 3 |
| 15 | E-112 | ELECTRICAL: BUILDING 1 SECOND FLOOR PLAN | 3 | 45 | E-908 | ELECTRICAL: REPLACEMENT POWER PANEL SCHEDULE | 3 |
| 16 | E-113 | ELECTRICAL: BUILDING 1 THIRD FLOOR PLAN | 3 | 46 | E-909 | ELECTRICAL: REPLACEMENT POWER PANEL SCHEDULE | 3 |
| 17 | E-114 | ELECTRICAL: BUILDING 1 FOURTH FLOOR PLAN | 1, 3 | 47 | E-910 | ELECTRICAL: REPLACEMENT POWER PANEL SCHEDULE | 3 |
| 18 | E-115 | ELECTRICAL: BUILDING 1 FIFTH FLOOR PLAN | 1, 3 | 48 | E-911 | ELECTRICAL: REPLACEMENT POWER PANEL SCHEDULE | 3 |
| 19 | E-116 | ELECTRICAL: BUILDING 1 SIXTH FLOOR PLAN | 1, 3 | 49 | E-912 | ELECTRICAL: REPLACEMENT POWER PANEL SCHEDULE | 3 |
| 20 | E-117 | ELECTRICAL: BUILDING 1 SEVENTH FLOOR PLAN | 1, 3 | 50 | E-913 | ELECTRICAL: REPLACEMENT POWER PANEL SCHEDULE | 3 |
| 21 | E-118 | ELECTRICAL: BUILDING 1 EIGHTH FLOOR PLAN | 1, 3 | | | | |
| 22 | E-119 | ELECTRICAL: BUILDING 1 NINTH FLOOR PLAN | 1, 3 | | | | |
| 23 | E-120 | ELECTRICAL: BUILDING 1 TENTH FLOOR PLAN | 1, 3 | | | | |
| 24 | E-121 | ELECTRICAL: BUILDING 1 ELEVENTH FLOOR PLAN | 1, 3 | | | | |
| 25 | E-123 | ELECTRICAL: BUILDING 26, 27 & 1-S22 EMERGENCY POWER RDG 1, 2, 3 & 4 SUB-BASEMENT & CHILLER PLANT COMMUNICATIONS PLAN | 1 | | | | |
| 26 | E-401 | ELECTRICAL: DEMOLITION ONE-LINE DIAGRAM | 1 | | | | |
| 27 | E-601 | ELECTRICAL: NEW ONE-LINE DIAGRAM | 1 | | | | |
| 28 | E-602 | ELECTRICAL: PHASE 4 ONE-LINE DIAGRAM | 1 | | | | |
| 29 | E-608 | ELECTRICAL: DETAILS | | | | | |
| 30 | E-701 | ELECTRICAL: DETAILS | | | | | |

100% C.D. 4-9-15

Owner

 SAMUEL S. STRATTON
 DEPARTMENT OF VETERANS AFFAIRS MEDICAL CENTER
 113 HOLLAND AVENUE
 ALBANY, NEW YORK

Project Title
 EMERGENCY ELECTRICAL UPGRADES - PHASE 4

Location
 ALBANY, N.Y.

Date
 4-09-15

Project No.
 528A8-11-813

Drawing No.
 T/S

Dwg. 1 of 50

100% C.D. 4-9-15

Checked JDF
Drawn SRB

Approved: Division Chief *[Signature]*

Approved: Service Director

UNAUTHORIZED ALTERATION OR REVISION TO A SEAL BEARING CONSTITUTES PROFESSIONAL CHUCKER'S SEAL IS A VIOLATION OF SECTION 7209, SUB-DIVISION 2 OF THE N.Y. STATE EDUCATION LAW.

FELLENER III ENGINEERING LLP
 www.fel.com
 100 Chambers St., 10th Fl.
 Albany, NY 12240
 1-845-343-4888

JOHN D. FELDNER, P.E.

 NY PROFESSIONAL ENGINEER NO. 086372-1

REVISIONS

| No. | Description |
|-----|-------------|
| | |

DATE: Thu, Apr 09, 2015 - 3:59 PM (Format: mm)