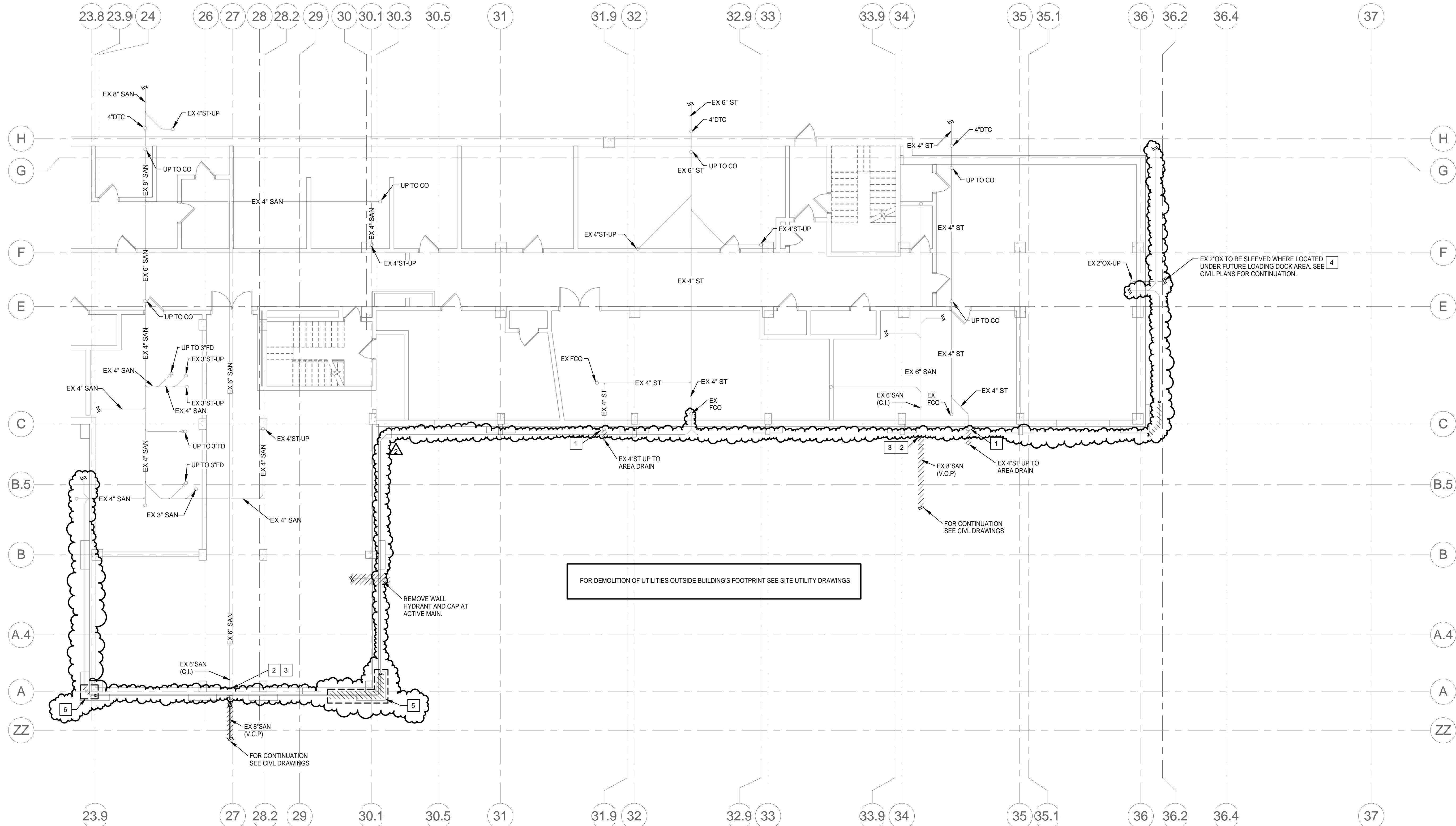


100% CONSTRUCTION DOCUMENTS  
FULLY SPRINKLERED

[illegible]

one eighth inch = one foot  
one quarter inch = one foot  
three eighths inch = one foot  
one half inch = one foot  
three quarters inch = one foot  
one inch = one foot  
one and one half inches = one foot  
two inches = one foot  
three inches = one foot

6/9/2015 9:28:11 AM  
C:\Users\shickman\Documents\1724-03\_Plumbing\_Central\_shickman.rvt



- KEYED NOTES:**
- 1 THE CONTRACTOR SHALL DISCONNECT AND REMOVE THE EXISTING AREA DRAIN AND PIPING. CAP EXISTING PIPING BELOW THE EXISTING BASEMENT FINISHED FLOOR ELEVATION.
  - 2 THE CONTRACTOR SHALL DISCONNECT AND REMOVE THE EXISTING 6" SANITARY SEWER AS NOTED. SEE NEW ADDITION DRAWINGS FOR RELOCATION OF 6" SANITARY SEWER. SEE CIVIL DRAWINGS FOR ADDITIONAL REMOVAL OF THE 8" VITRIFIED CLAY PIPE SANITARY SEWER.
  - 3 THE CONTRACTOR SHALL INSTALL NEW MAIN AND MAKE CONNECTION TO THE EXISTING 6" SANITARY SEWER PRIOR TO REMOVAL OF PIPING AS NOTED.
  - 4 THE CONTRACTOR SHALL DISCONNECT AND REMOVE THE EXISTING OXYGEN MAIN AS NOTED. THE NEW MAIN SHALL BE INSTALLED WITH SLEEVE PRIOR TO DISCONNECTION OF THE EXISTING MAIN. SEE RENOVATION ALL SHUTDOWN TIME SHALL BE KEPT TO MINIMUM AND SHALL BE COORDINATED WITH RESIDENT ENGINEER.
  - 5 UNDER DEDUCT ALTERNATE #03, SUB-SOIL DRAINAGE PIPING TO BE REMOVED.
  - 6 IF DEDUCT ALTERNATE #3 IS ACCEPTED, EXISTING SUB SOIL DRAINAGE TO REMAIN.

**1 PLUMBING FOUNDATION DEMOLITION PLAN**  
1/8" = 1'-0"

100% CONSTRUCTION DOCUMENTS  
FULLY SPRINKLERED


Revisions: Amendment 04	Date: June 10, 2015
-------------------------	---------------------



VA NORTHERN INDIANA  
HEALTH CARE SYSTEM,  
FORT WAYNE  
2121 Lake Ave. Fort  
Wayne, IN 46805

ARCHITECT/ENGINEERS:  
**AMERICAN  
STRUCTUREPOINT  
INC.**  
7260 SHADELAND STATION  
INDIANAPOLIS, IN 46256-3957  
TEL 317.547.5580 FAX 317.543.0270  
www.structurepoint.com

**Ross & Baruzzini**  
8250 Haverstick Road  
Suite 285  
Indianapolis, IN 46240  
317.638.8383



Drawing Title  
**PLUMBING FOUNDATION  
DEMOLITION PLAN**

Approved: Project Director

Project Title  
**SPS BASEMENT ADDITION  
VA PROJECT # 610A4-12-400**

Location  
**2121 Lake Ave. Fort Wayne, IN 46805**

Date  
**08/15/2014**

Checked  
**JDB**

Drawn  
**BLB**

Project Number  
**2010.00629.0005**

Building Number  
**01**

Drawing Number  
**PD-100**

Office of  
Construction  
and Facilities  
Management

**VA** Department of  
Veterans Affairs

[illegible]

VA NORTHERN INDIANA  
HEALTH CARE SYSTEM,  
FORT WAYNE  
2121 Lake Ave. Fort  
Wayne, IN 46805

7260 SHADELAND STATION  
INDIANAPOLIS, IN 46256-3957  
TEL 317.547.5580 FAX 317.543.0270  
[www.structurepoint.com](http://www.structurepoint.com)

8250 Haverstick Road  
Suite 285  
Indianapolis, IN 46240  
317.638.8383

Approved: Project Director

Checked  
JDB

Drawn  
BIB

PP-102

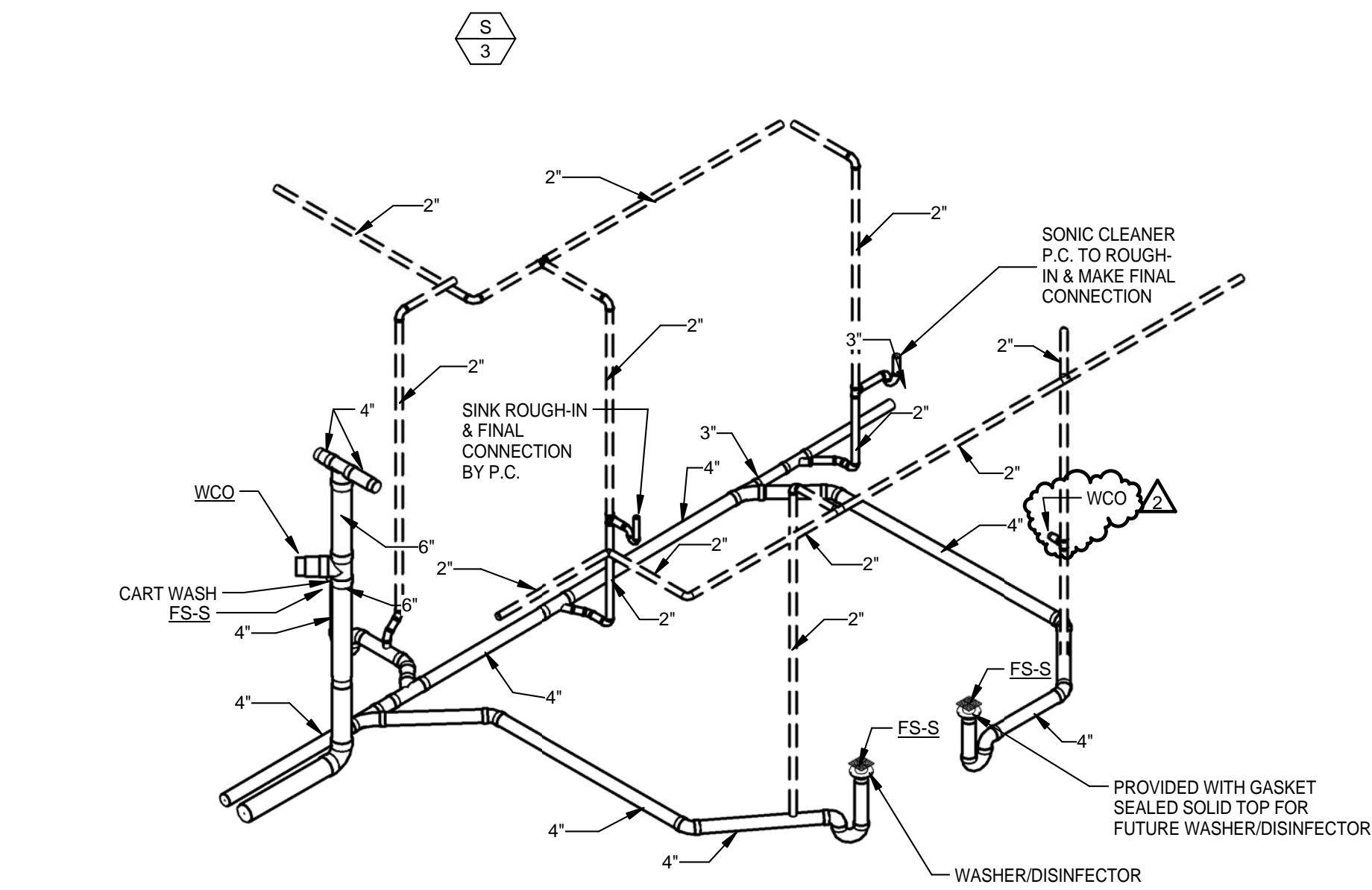
**VA** Department of  
Veterans Affairs



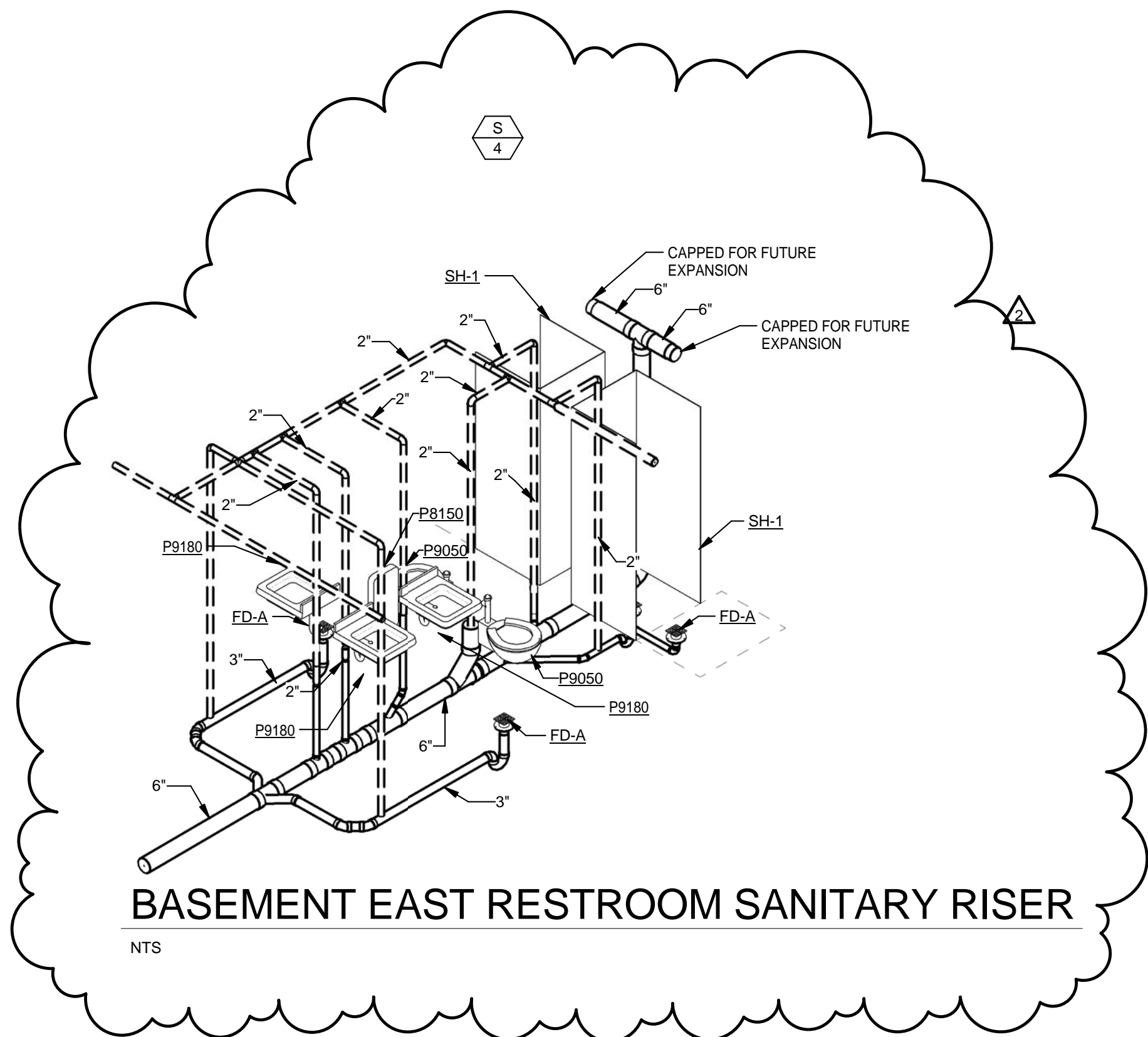
three inches = one foot  
one and one half inches = one foot  
one inch = one foot  
three quarters inch = one foot  
one half inch = one foot  
three eighths inch = one foot  
one quarter inch = one foot  
one eighth inch = one foot

C:\Users\shakmm\Documents\1724.03\_Plumbing\_Central\_Ackman.rvt  
6/9/2015 9:30:24 AM

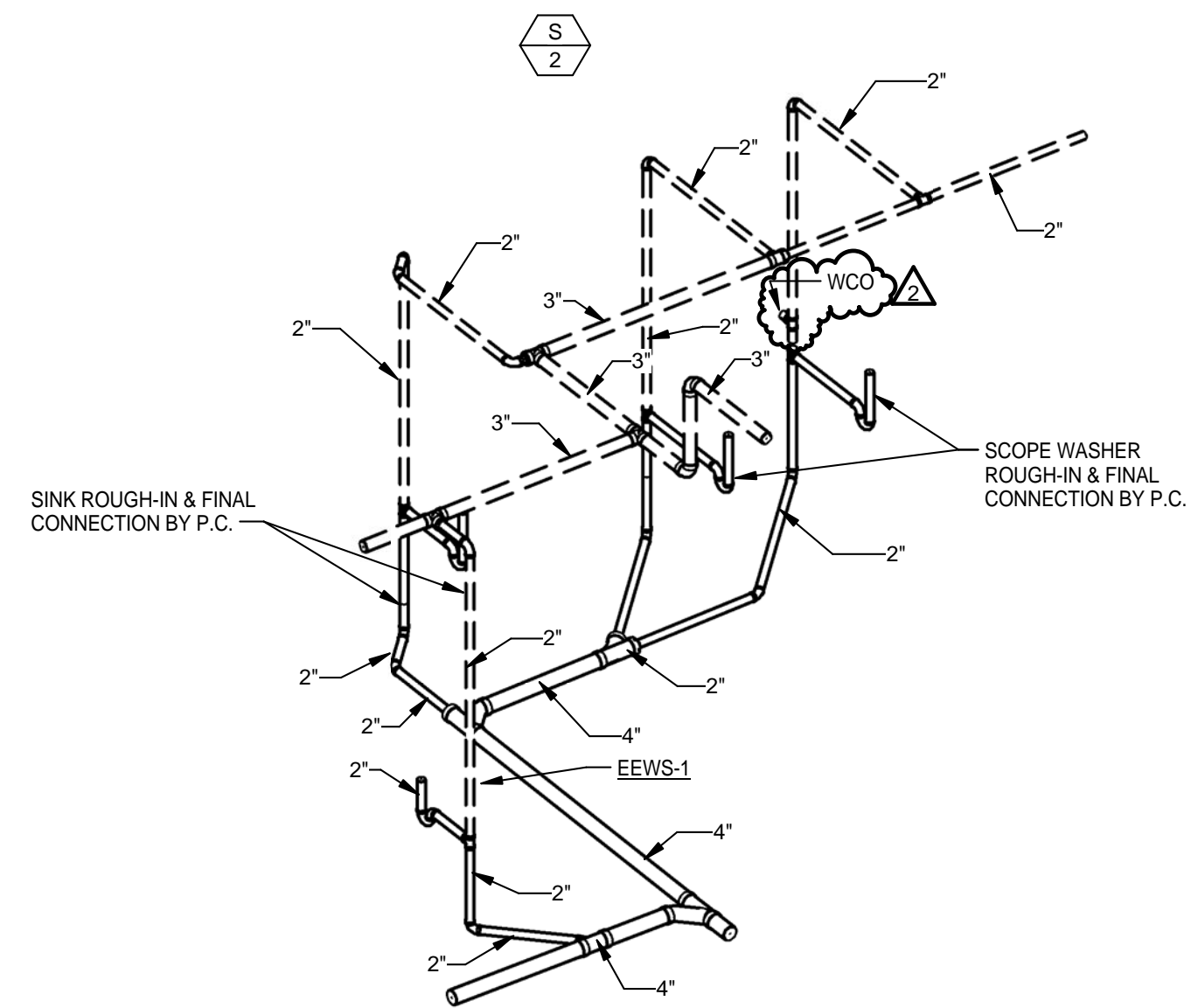
VA FORM 08-6231



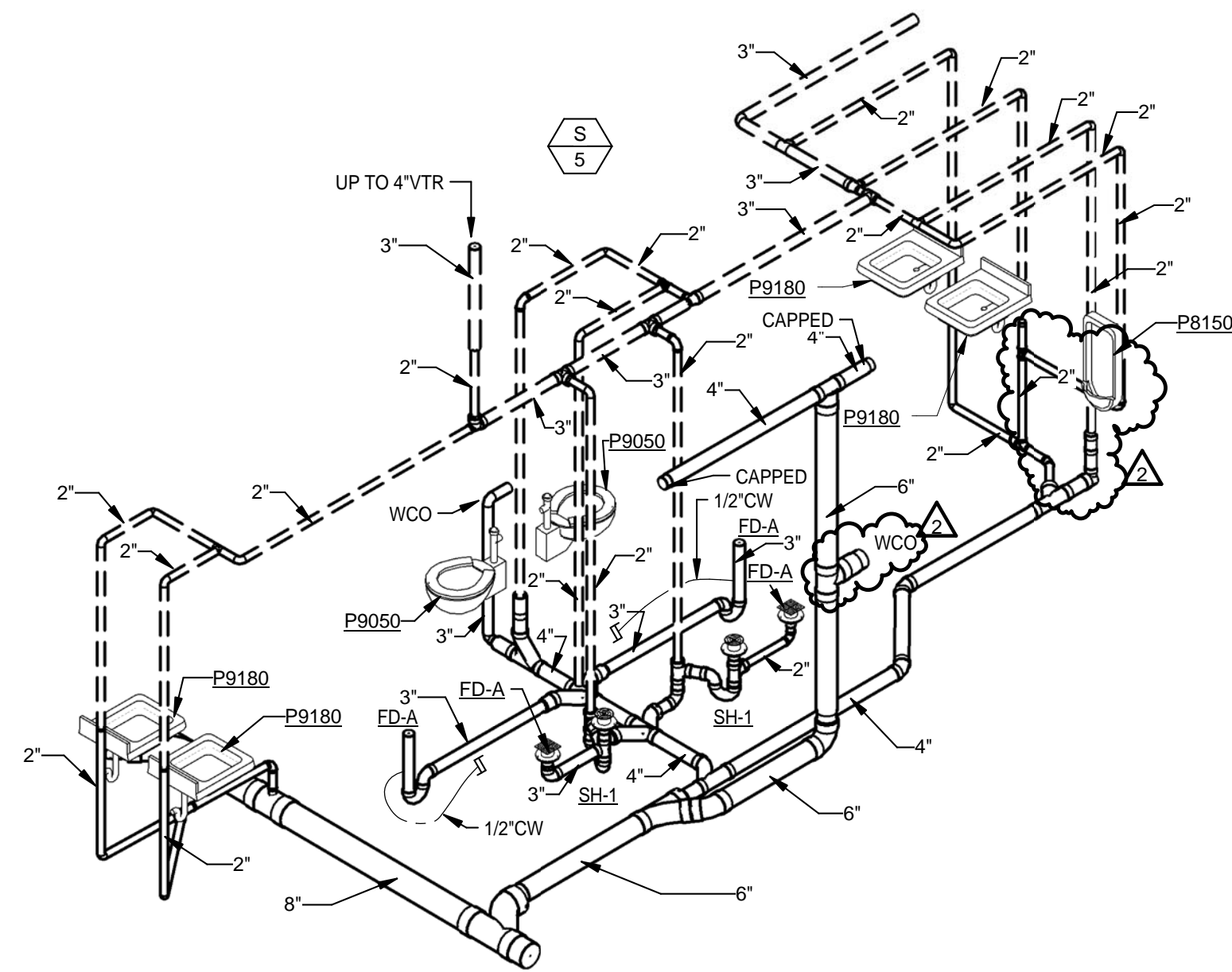
**BASEMENT WASHER/DISINFECTORS SANITARY RISER**  
NTS



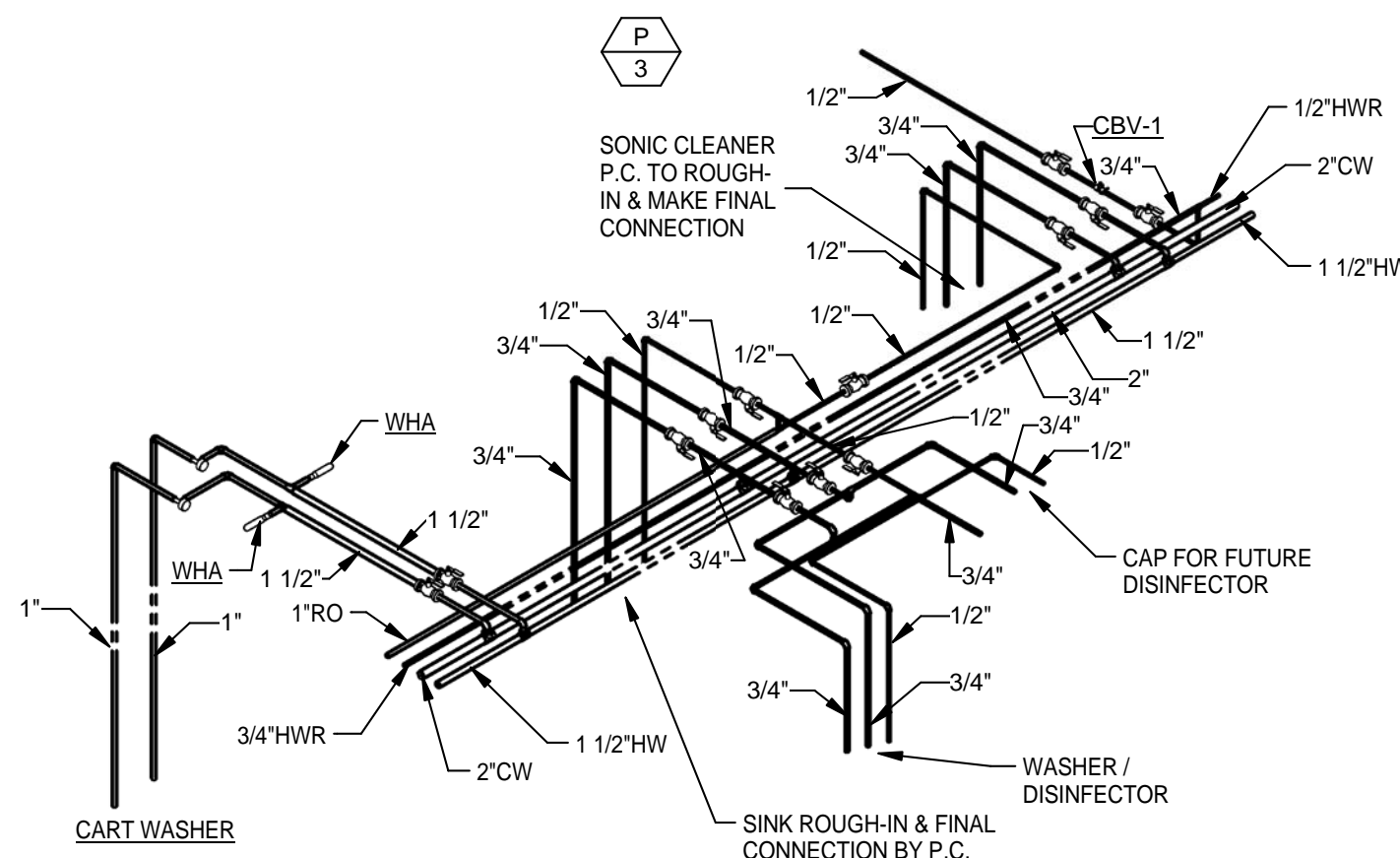
**BASEMENT EAST RESTROOM SANITARY RISER**  
NTS



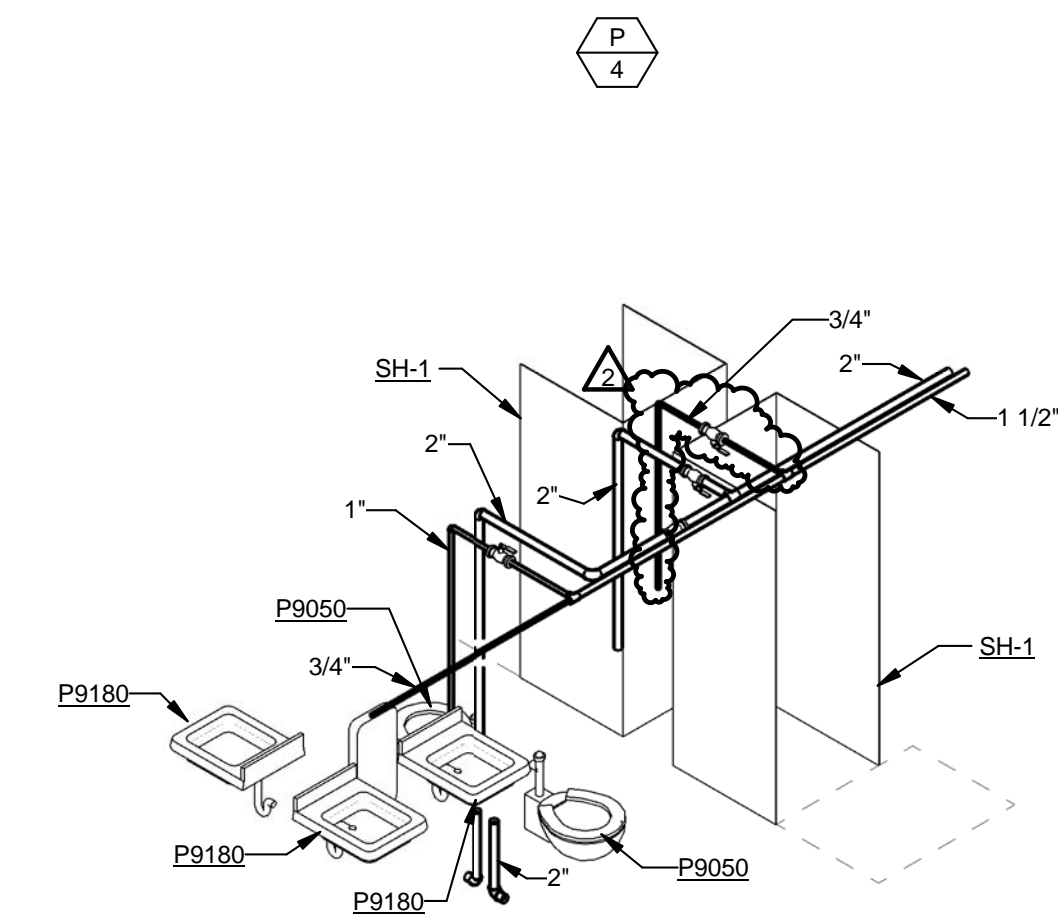
**BASEMENT SCOPE AREA SANITARY RISER**  
NTS



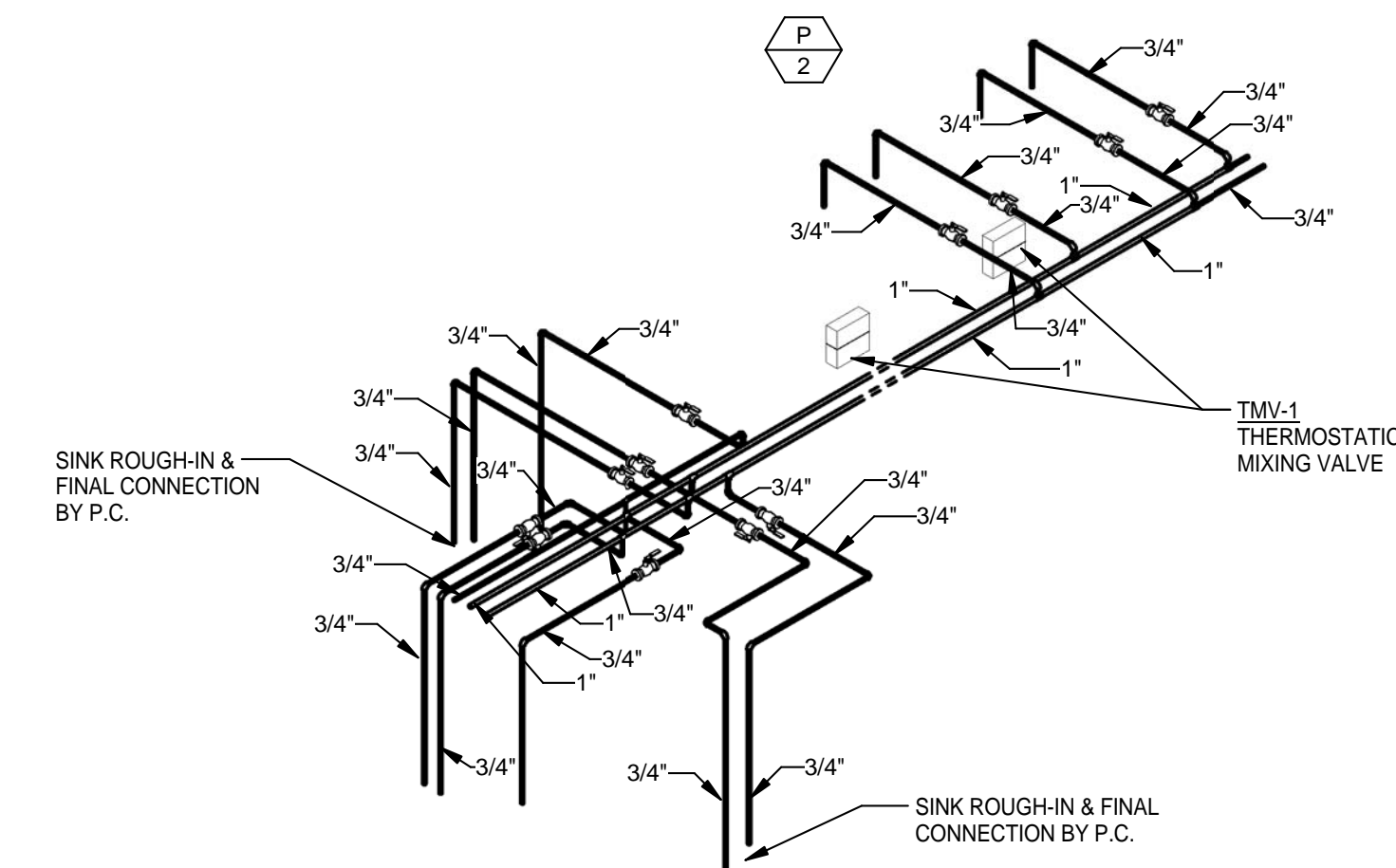
**BASEMENT SOUTH RESTROOM SANITARY RISER**  
NTS



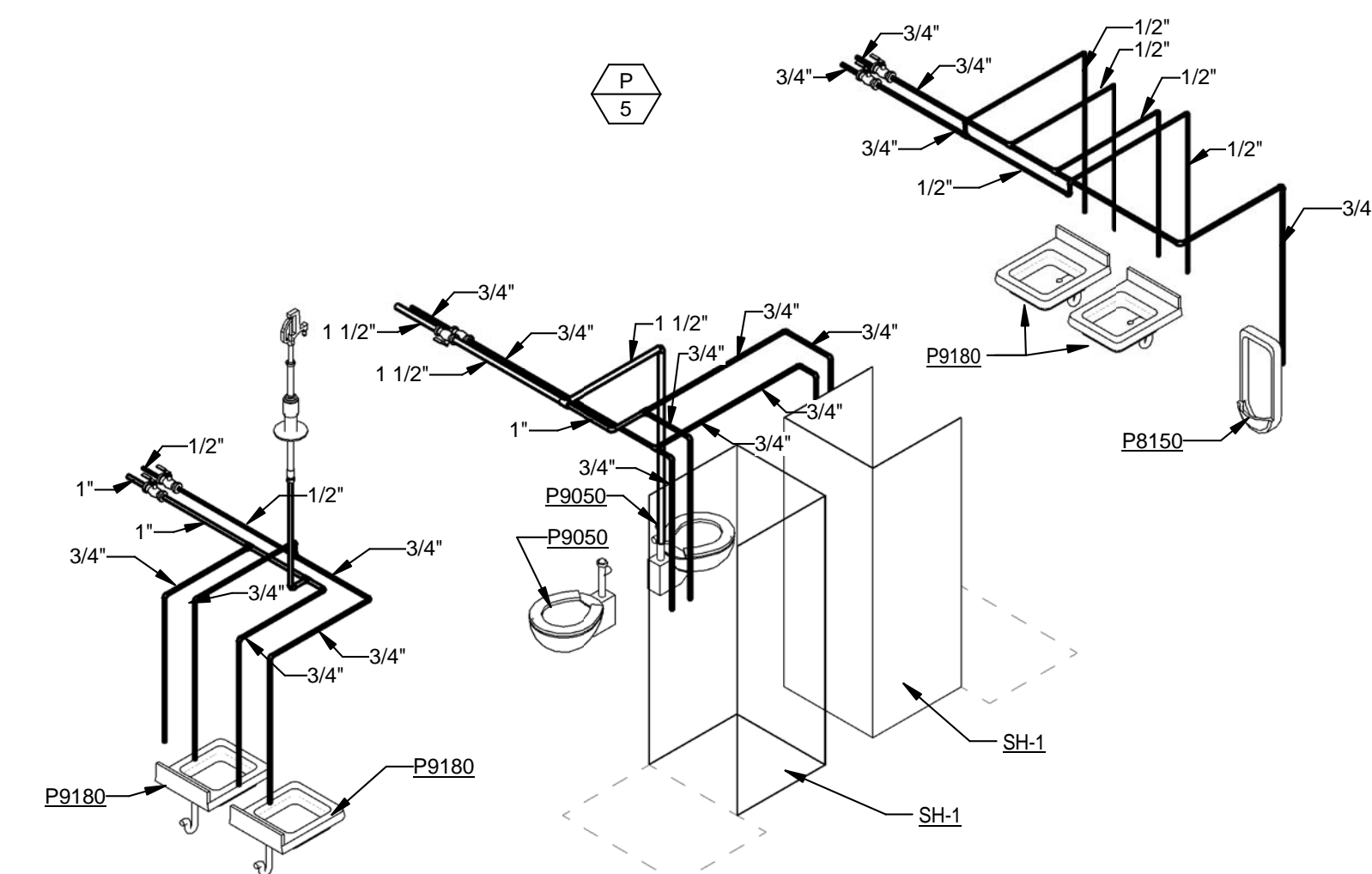
**BASEMENT WASHER/DISINFECTORS WATER RISER**  
NTS



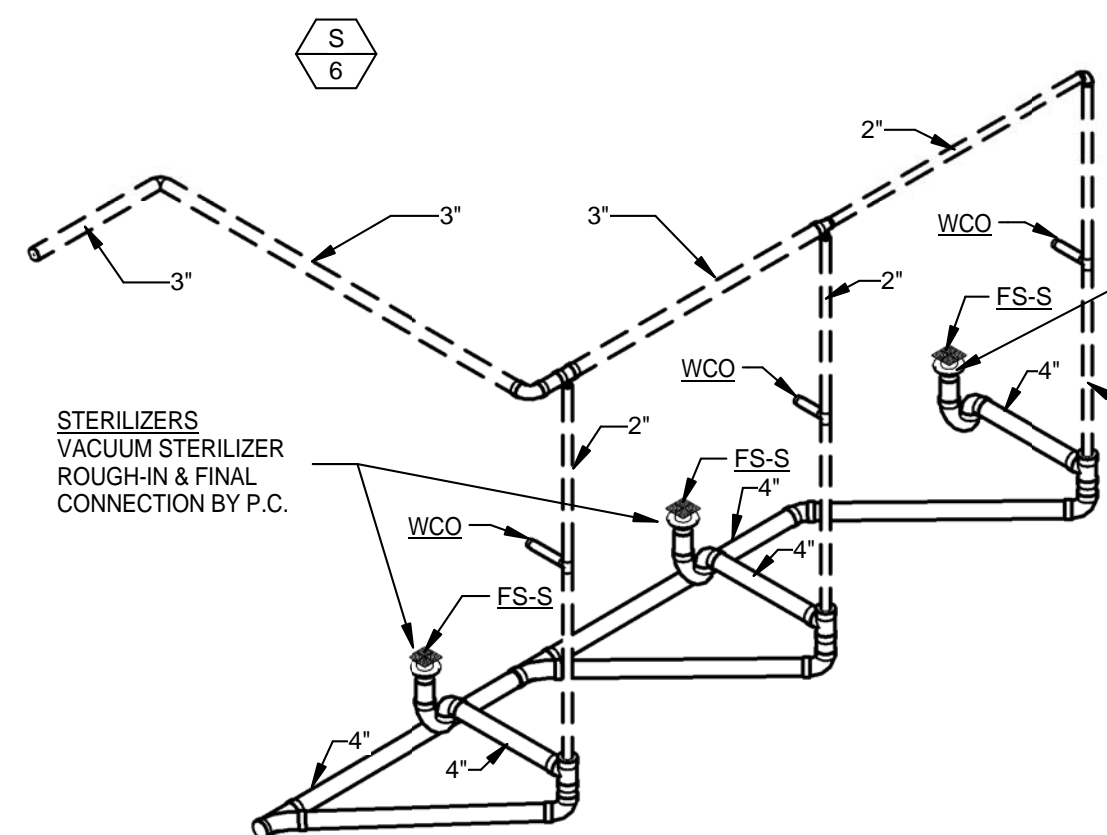
**BASEMENT EAST RESTROOM WATER RISER**  
NTS



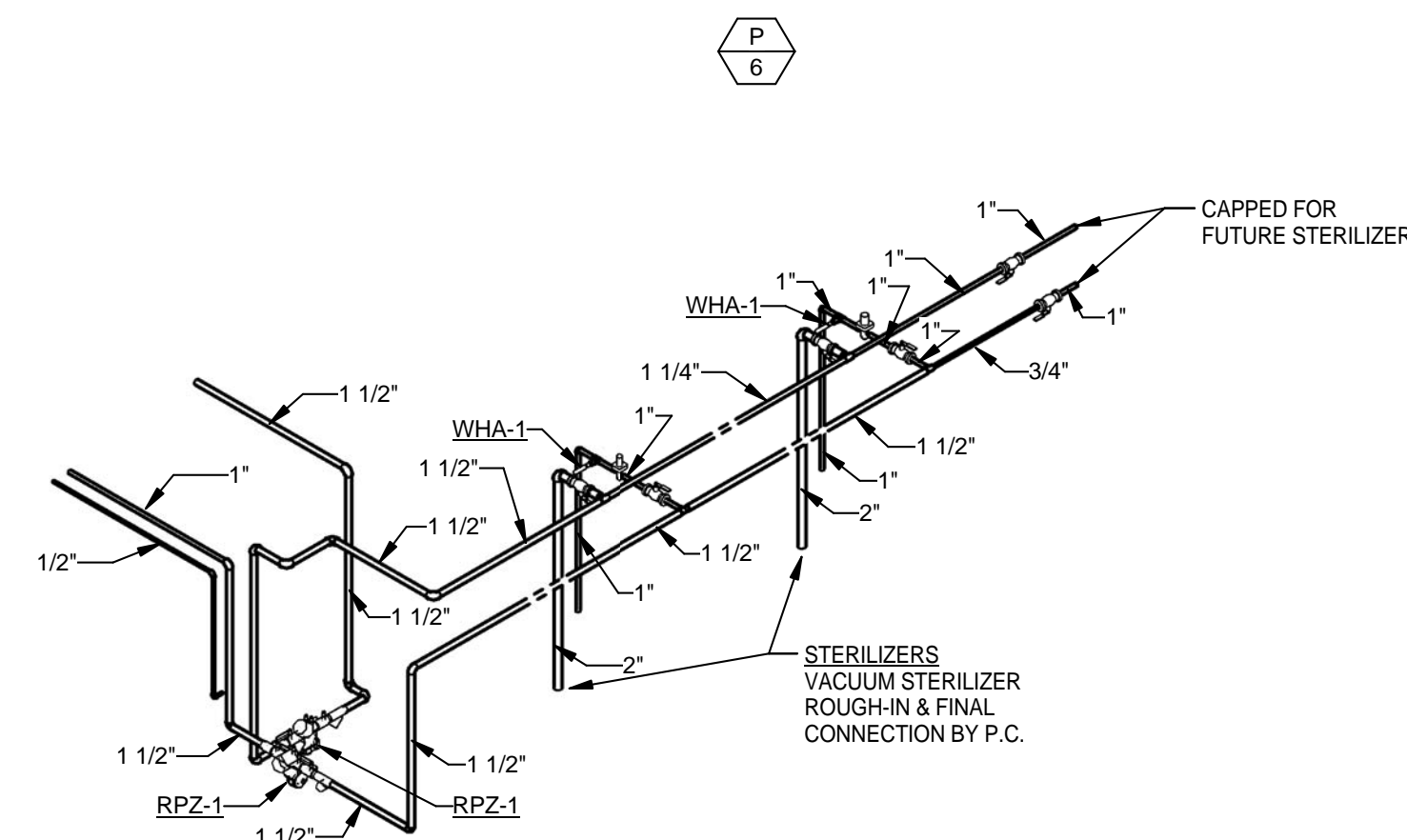
**BASEMENT SCOPE AREA WATER RISER**  
NTS



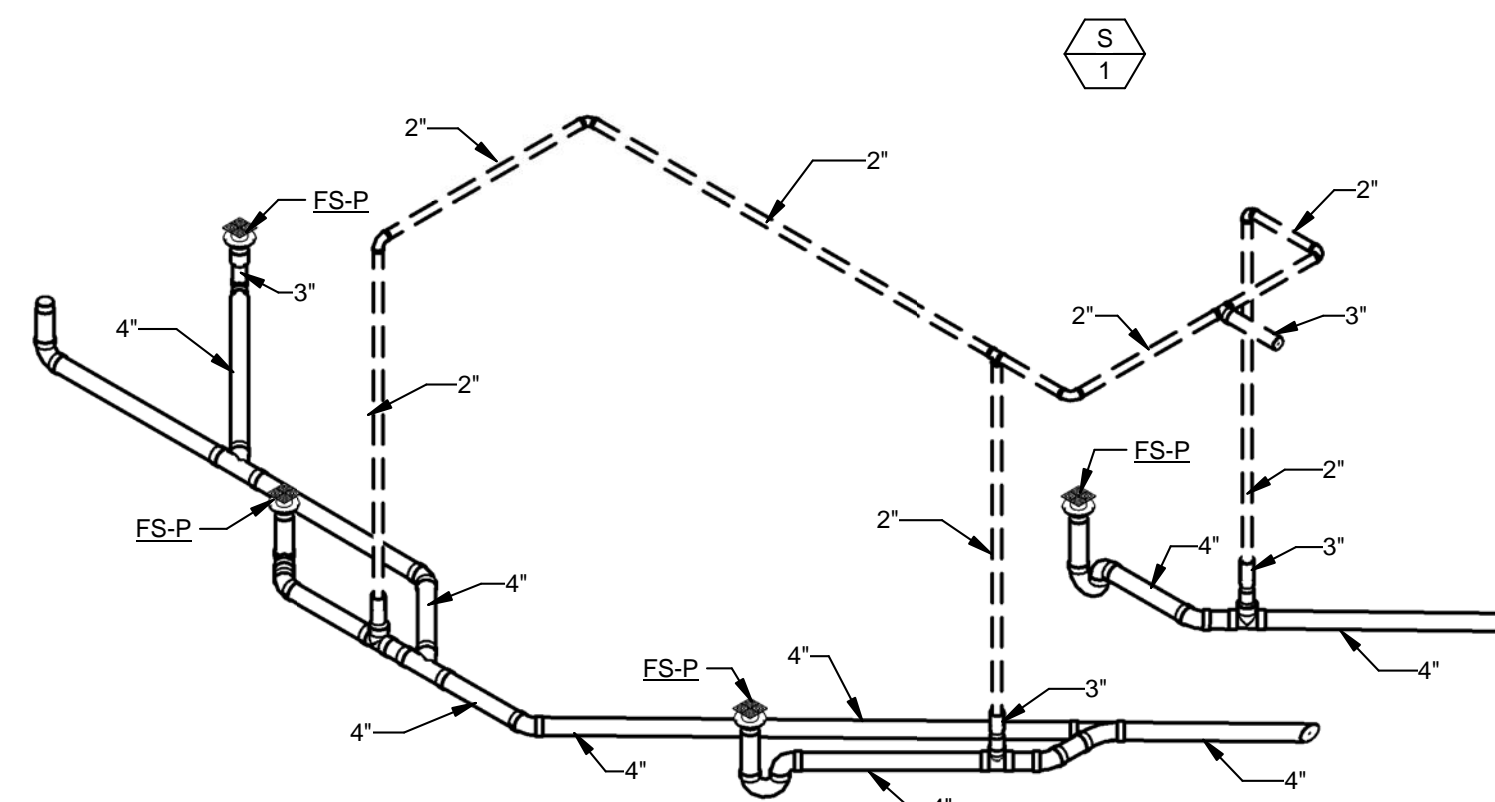
**BASEMENT SOUTH RESTROOM WATER RISER**  
NTS



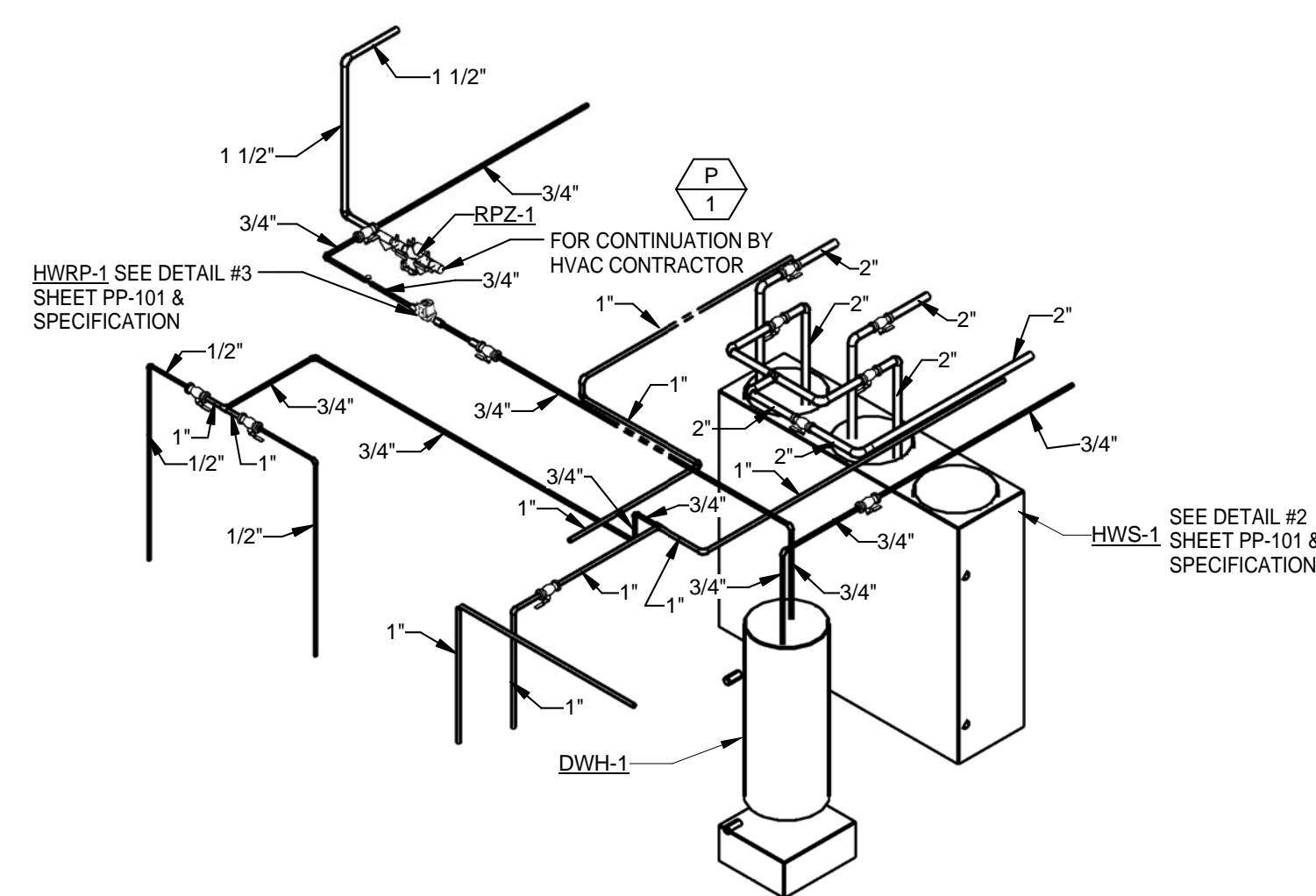
**BASEMENT STERILIZER SANITARY RISER**  
NTS



**BASEMENT STERILIZER WATER RISER**  
NTS



**BASEMENT WATER TREATMENT ROOM SANITARY RISER**  
NTS



**BASEMENT WATER TREATMENT ROOM WATER RISER**  
NTS

100% CONSTRUCTION DOCUMENTS  
FULLY SPRINKLERED

ARCHITECT/ENGINEERS:



7260 SHADELAND STATION  
INDIANAPOLIS, IN 46256-3957  
TEL 317.547.5580 FAX 317.543.0270  
www.structurepoint.com

**Ross & Baruzzini**

8250 Haverstick Road  
Suite 285  
Indianapolis, IN 46240  
317.638.8383

CONSULTANTS:



08/15/14

Drawing Title  
**PLUMBING RISER DIAGRAMS**

Approved: Project Director

Project Title  
**SPS BASEMENT ADDITION  
VA PROJECT # 610A4-12-400**

Location  
**2121 Lake Ave. Fort Wayne, IN 46805**

Date  
**08/15/2014**

Checked  
**Checker**

Drawn  
**Author**

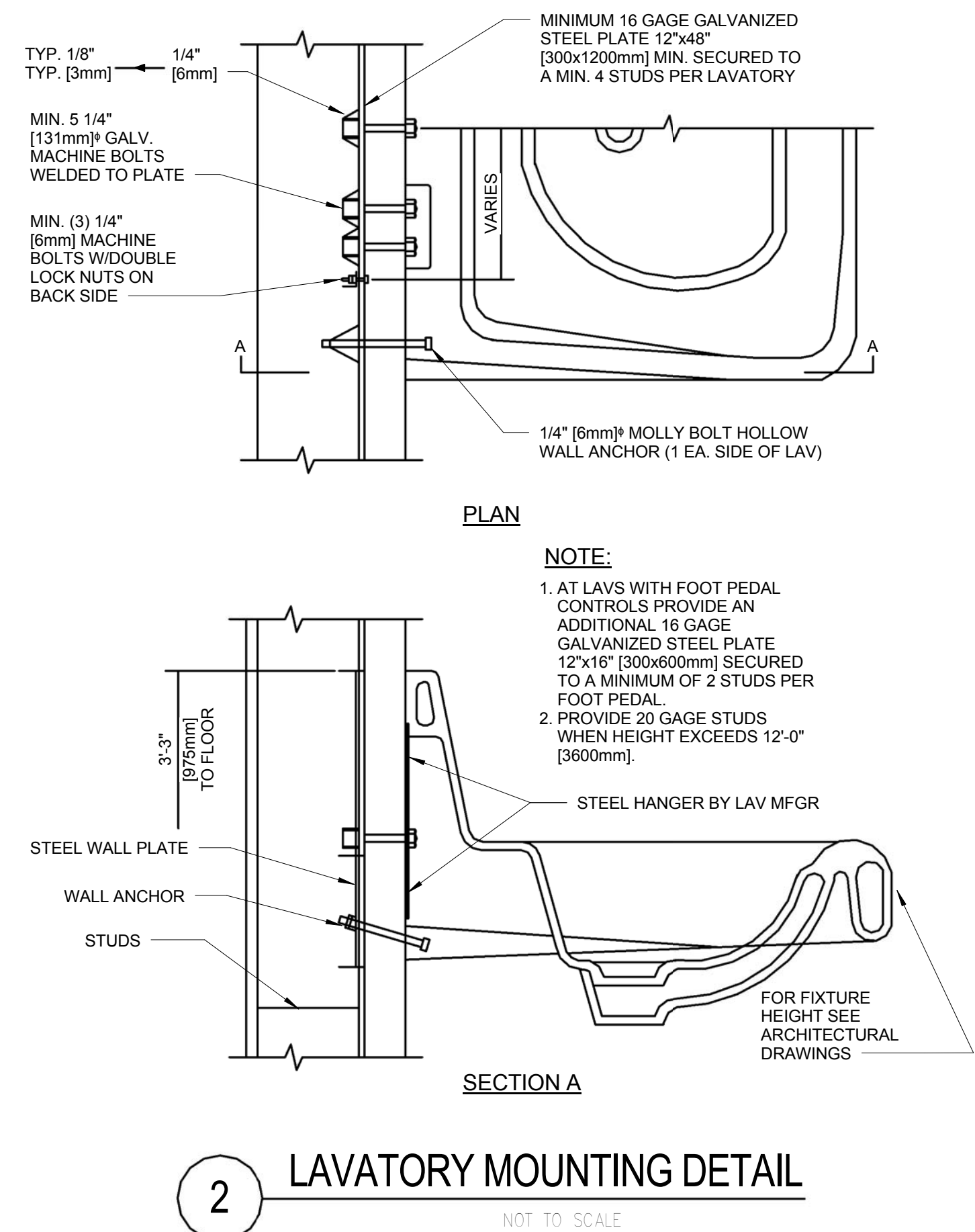
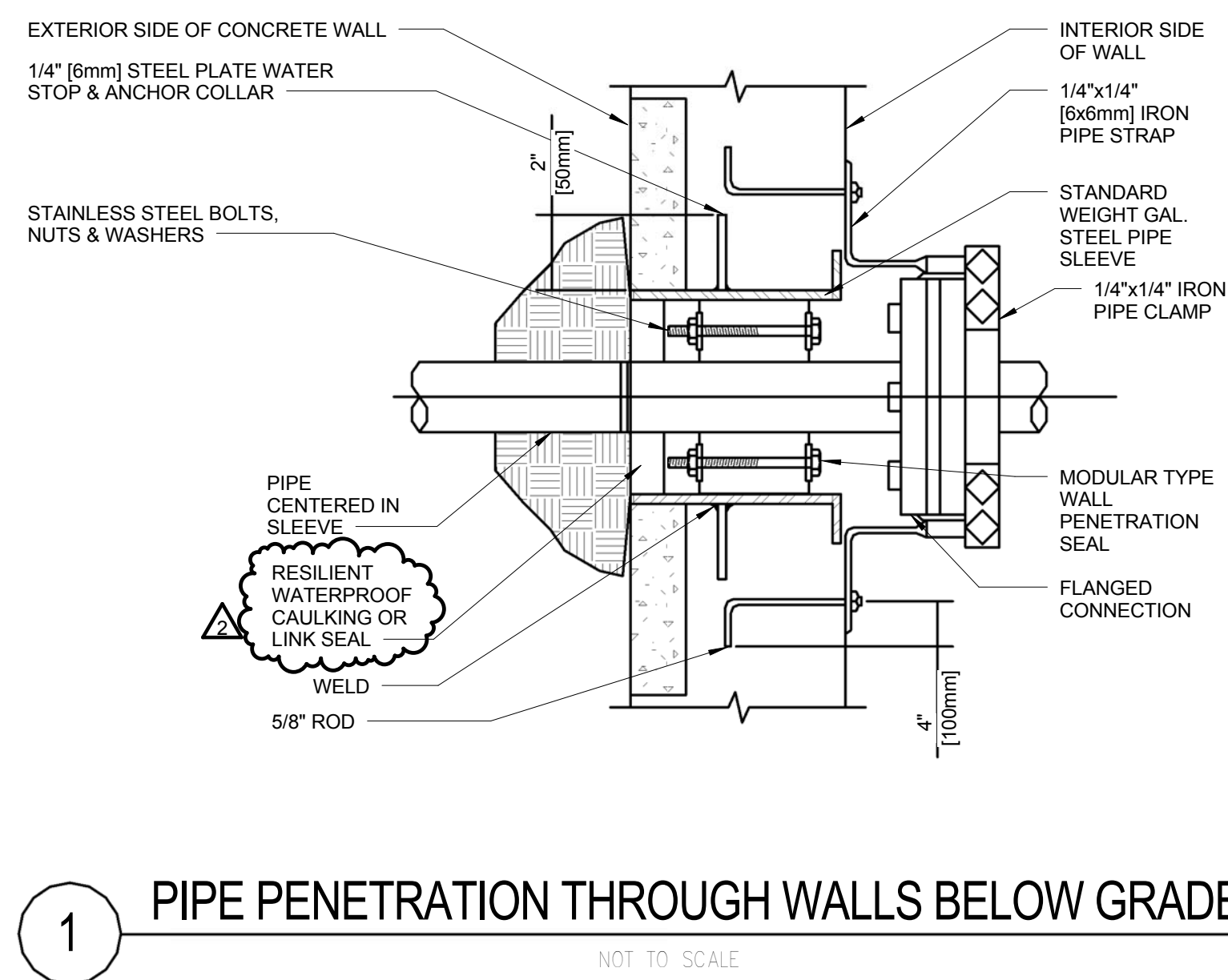
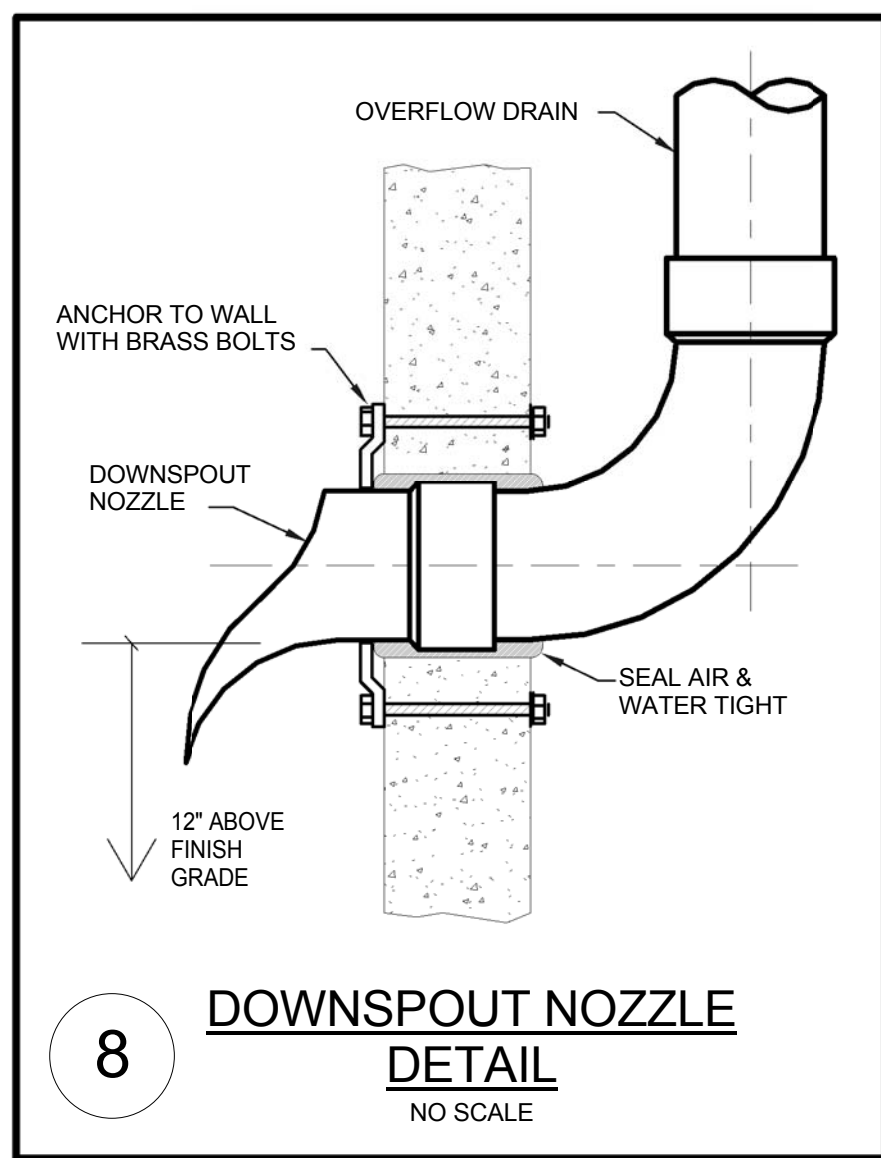
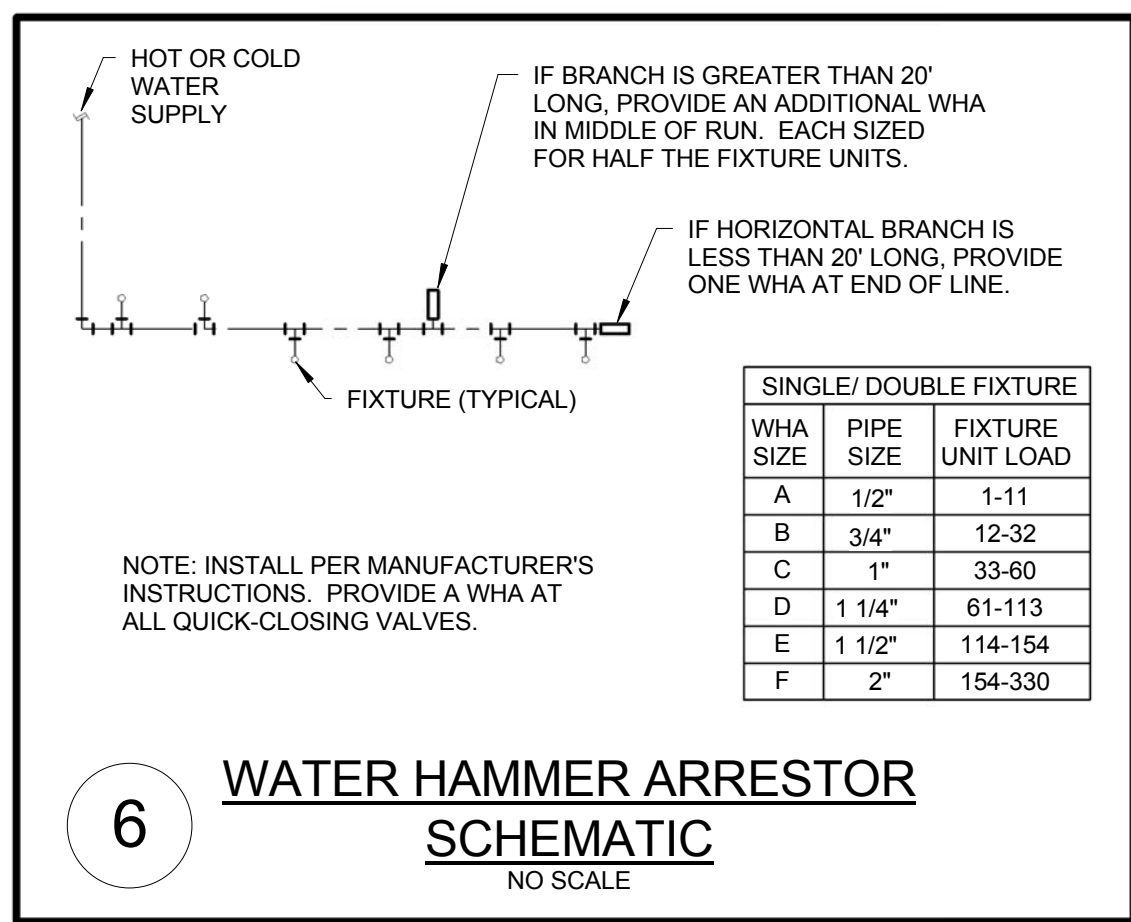
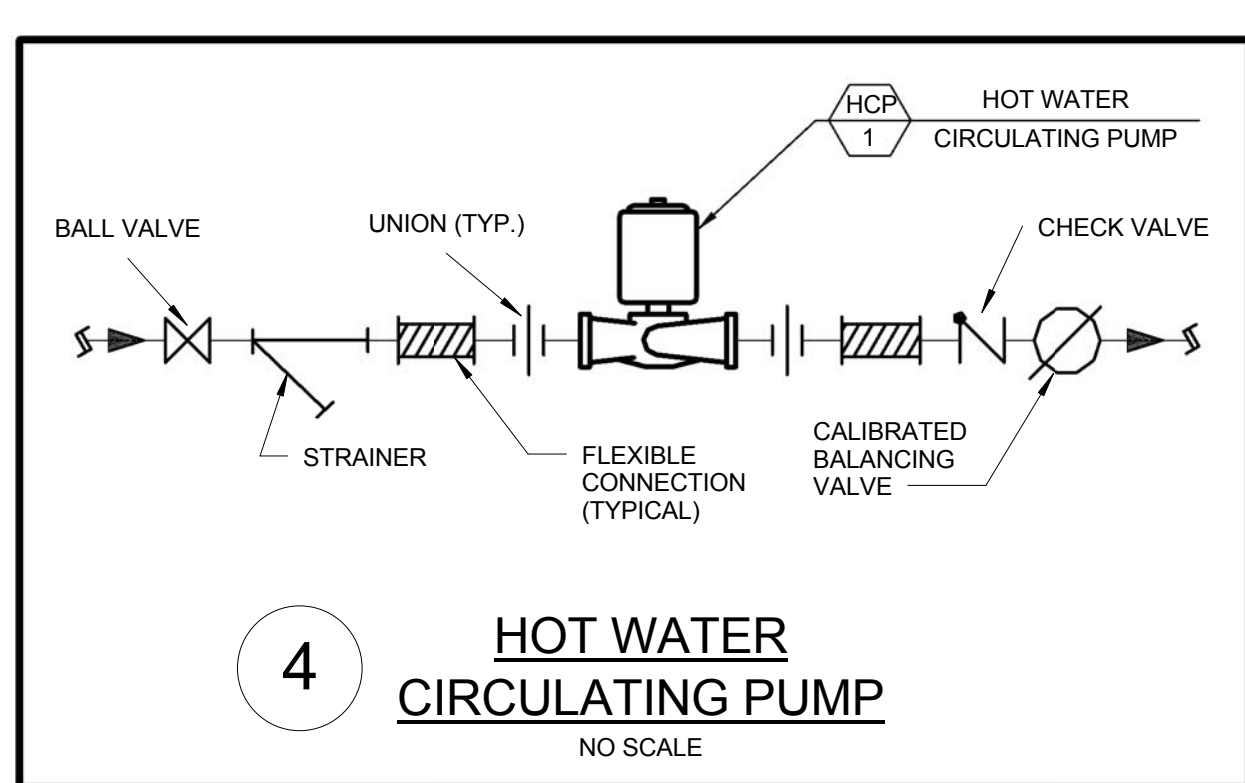
Project Number  
**2010.00629.0005**

Building Number  
**01**

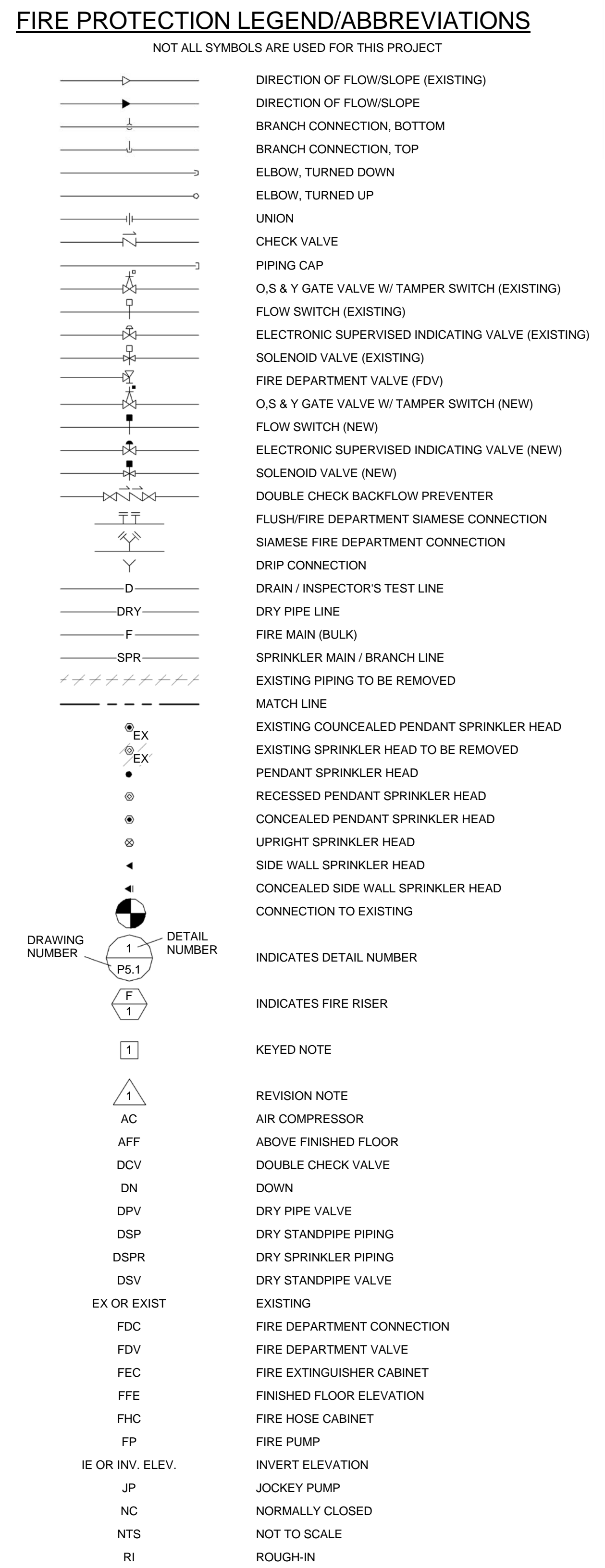
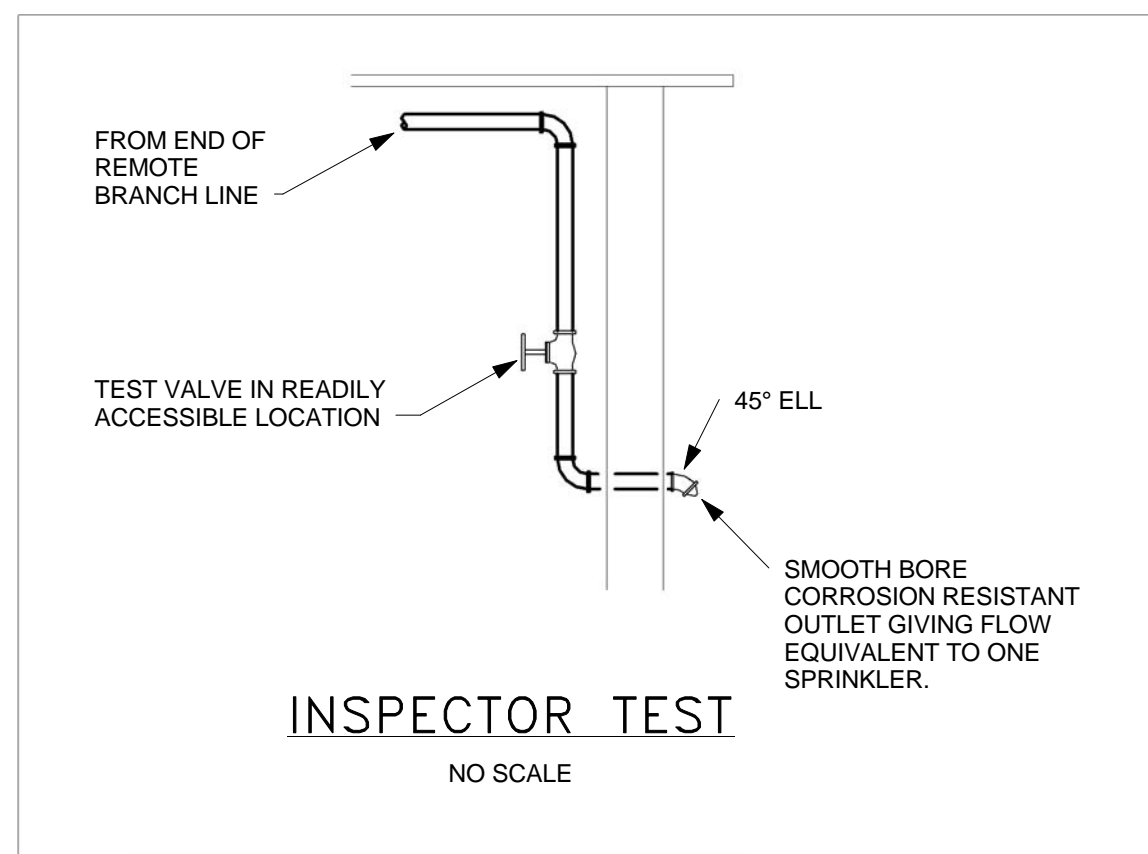
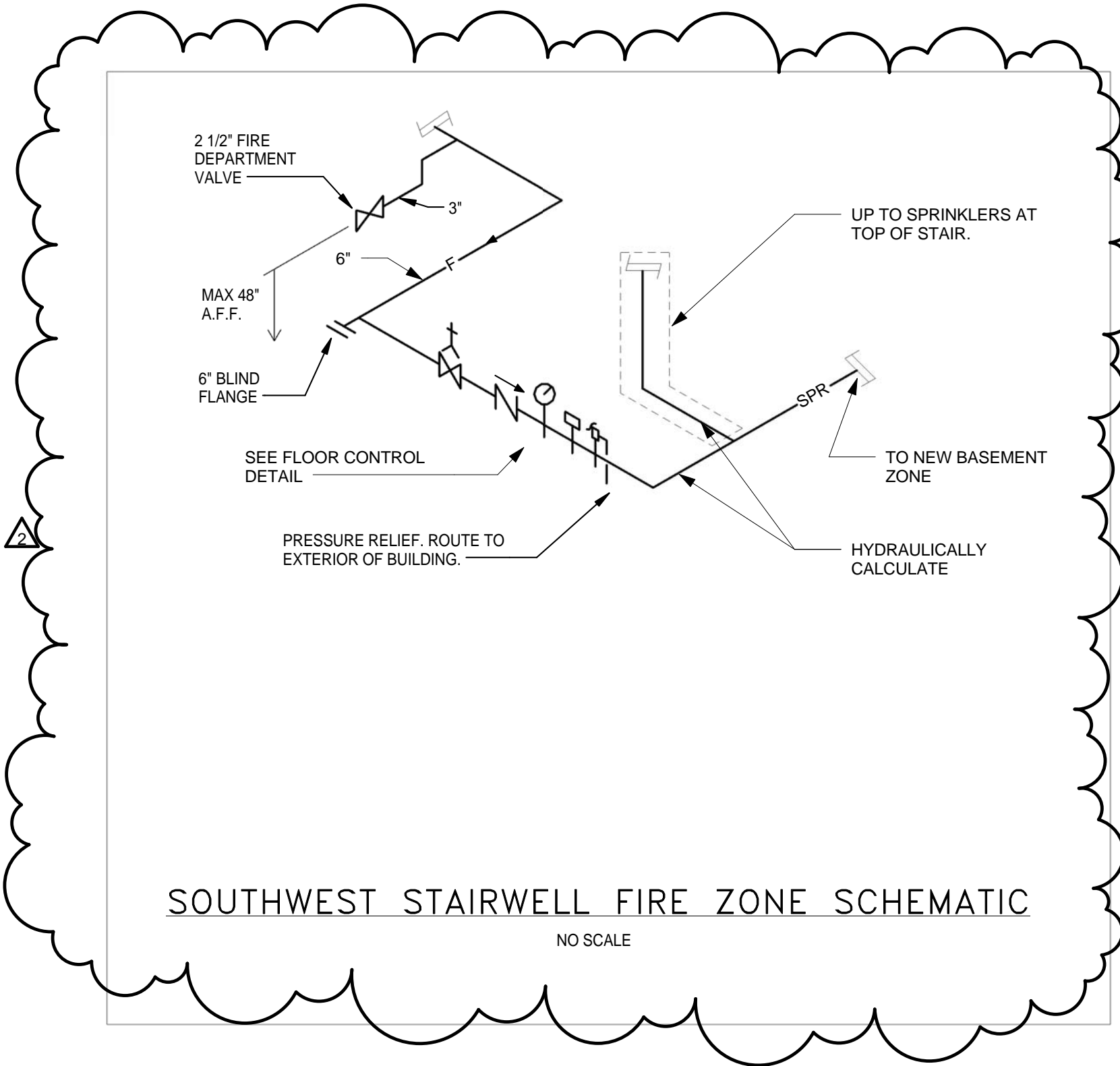
Drawing Number  
**PP-301**

Office of  
Construction  
and Facilities  
Management

**VA** Department of  
Veterans Affairs







7. THE CONTRACTOR SHALL CUT AND PATCH ALL OPENINGS IN FLOORS AND WALLS FOR THE REMOVAL AND INSTALLATION OF NEW SANITARY WASTE, VENT, HOT WATER, AND COLD WATER PIPING. ALL OPENINGS SHALL BE RECLOSED TO MEET OR EXCEED THE REQUIREMENTS OF THE SPECIFICATIONS.
8. THE CONTRACTOR SHALL INSULATE ALL HOT WATER, COLD WATER, AND HOT WATER RETURN PIPING AS REQUIRED. THE CONTRACTOR SHOULD REPAIR ANY EXISTING INSULATION THAT IS DAMAGED DURING CONSTRUCTION. THERE SHALL BE A MINIMUM VAPOR BARRIER SEAL BETWEEN THE EXISTING AND NEW INSULATION.
9. THE CONTRACTOR SHALL FLUSH AND CLEAN THE BUILDING DOMESTIC WATER SYSTEM UPON COMPLETION AND FINAL INSPECTION OF HIS WORK.
10. THE CONTRACTOR SHALL FURNISH FULLY COORDINATE HIS PIPING AND EQUIPMENT INSTALLATION WITH ALL OTHER TRADES.
11. THE CONTRACTOR SHALL PERFORM A FLOW TEST PRIOR TO THE DESIGN AND SUBMITTAL OF HYDRAULIC CALCULATED SYSTEM.
12. THE CONTRACTOR SHALL SUBMIT ALL DRAWINGS AND CALCULATIONS TO THE FIRE DEPARTMENT, GOVERNING AGENCIES, AND INSURING AGENCY AND RECEIVE APPROVAL PRIOR TO SUBMITTING OF DESIGN OR DRAWINGS.
13. THE CONTRACTOR SHALL FURNISH DRAIN VALVE AND INSPECTOR'S TEST CONNECTIONS AS REQUIRED BY NFPA 13 REQUIREMENTS.
14. THE CONTRACTOR SHALL FURNISH AND INSTALL ALL MATERIAL AND EQUIPMENT PER OWNER'S STANDARDS FOR CONSTRUCTION.

DESIGN BUILD NOTE:

THE FIRE PROTECTION BID IS A DESIGN-BUILD CONTRACT. THE CONTRACTOR SHALL INCLUDE IN HIS BID A FULLY CODE COMPLIANT AND COORDINATED SPRINKLER SYSTEM. HEAD LOCATIONS ARE SHOWN TO ESTABLISH TYPE, QUANTITY, AND DESIRED LOCATION. EXACT QUANTITY OF HEADS IS CONTRACTOR'S RESPONSIBILITY. PROJECT SHALL BE DESIGNED AND CONSTRUCTED TO MEET MINIMUM NFPA 13A REQUIREMENTS. THE CONTRACTOR IS RESPONSIBLE FOR SUBMITTAL TO ALL GOVERNING AGENCIES. PROJECT SHALL MEET THE MINIMUM NFPA 13 DESIGN FOR LIGHT HAZARD OF 0.10 GPM/SQ.FT. FOR THE HYDRAULIC REMOTE AREA OF 500 SQ.FT.

ORDINARY HAZARD, GROUP 1 AND AREAS WITH EXPOSED COMBUSTIBLE CONSTRUCTION, THE DESIGN REQUIREMENT SHALL BE A MINIMUM OF 0.15 GPM/SQ.FT. FOR THE HYDRAULIC REMOTE AREA OF 1500 SQ.FT.

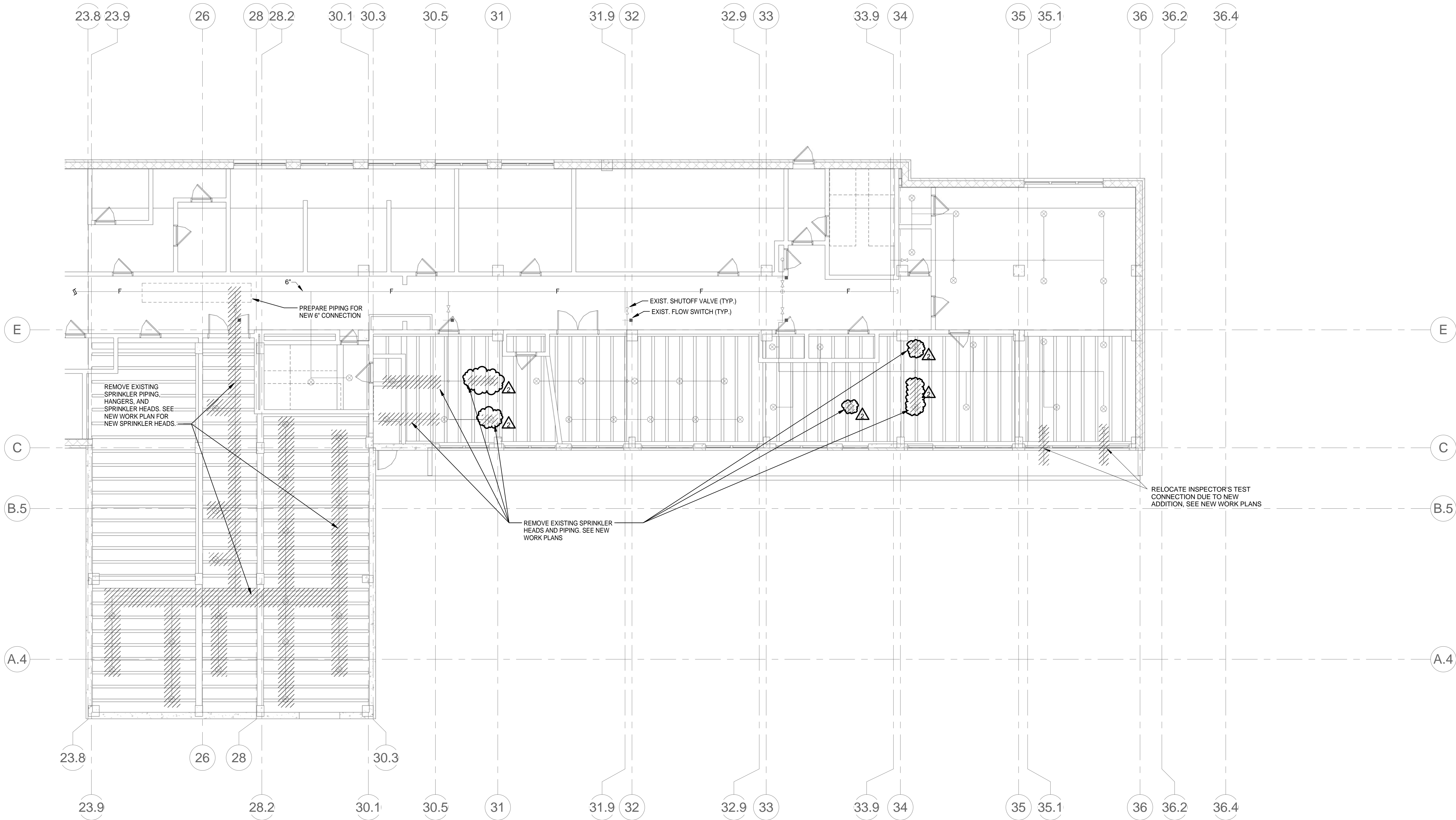
ORDINARY HAZARD, GROUP 2 AND AREAS WITH EXPOSED COMBUSTIBLE CONSTRUCTION, THE DESIGN REQUIREMENT SHALL BE A MINIMUM OF 0.2 GPM/SQ.FT. FOR THE HYDRAULIC REMOTE AREA OF 1500 SQ.FT.

100% CONSTRUCTION DOCUMENTS  
FULLY SPRINKLERED

[illegible]

one eighth inch = one foot  
one quarter inch = one foot  
one half inch = one foot  
three eighths inch = one foot  
one inch = one foot  
one and one half inches = one foot  
two inches = one foot  
three inches = one foot

C:\Users\shakmm\Documents\1724-03\_Pumbing Central\_Ackman.rvt  
6/9/2015 9:28:05 AM



1 FIRE PROTECTION BASEMENT DEMOLITION PLAN  
1/8" = 1'-0"

100% CONSTRUCTION DOCUMENTS  
FULLY SPRINKLERED

Revisions: Amendment 04	Date: June 10, 2015
-------------------------	---------------------



VA NORTHERN INDIANA  
HEALTH CARE SYSTEM,  
FORT WAYNE  
2121 Lake Ave. Fort  
Wayne, IN 46805

ARCHITECT/ENGINEERS:




AMERICAN  
STRUCTUREPOINT  
INC.  
7260 SHADELAND STATION  
INDIANAPOLIS, IN 46256-3957  
TEL 317.547.5580 FAX 317.543.0270  
www.structurepoint.com

Ross & Baruzzini

8250 Haverstick Road  
Suite 285  
Indianapolis, IN 46240  
317.638.8383

CONSULTANTS:



08/15/14

Drawing Title  
FIRE PROTECTION BASEMENT  
DEMOLITION PLAN

Approved: Project Director

Project Title  
SPS BASEMENT ADDITION  
VA PROJECT # 610A4-12-400

Location  
2121 Lake Ave. Fort Wayne, IN 46805

Date  
08/15/2014

Checked  
JDB

Drawn  
BLB

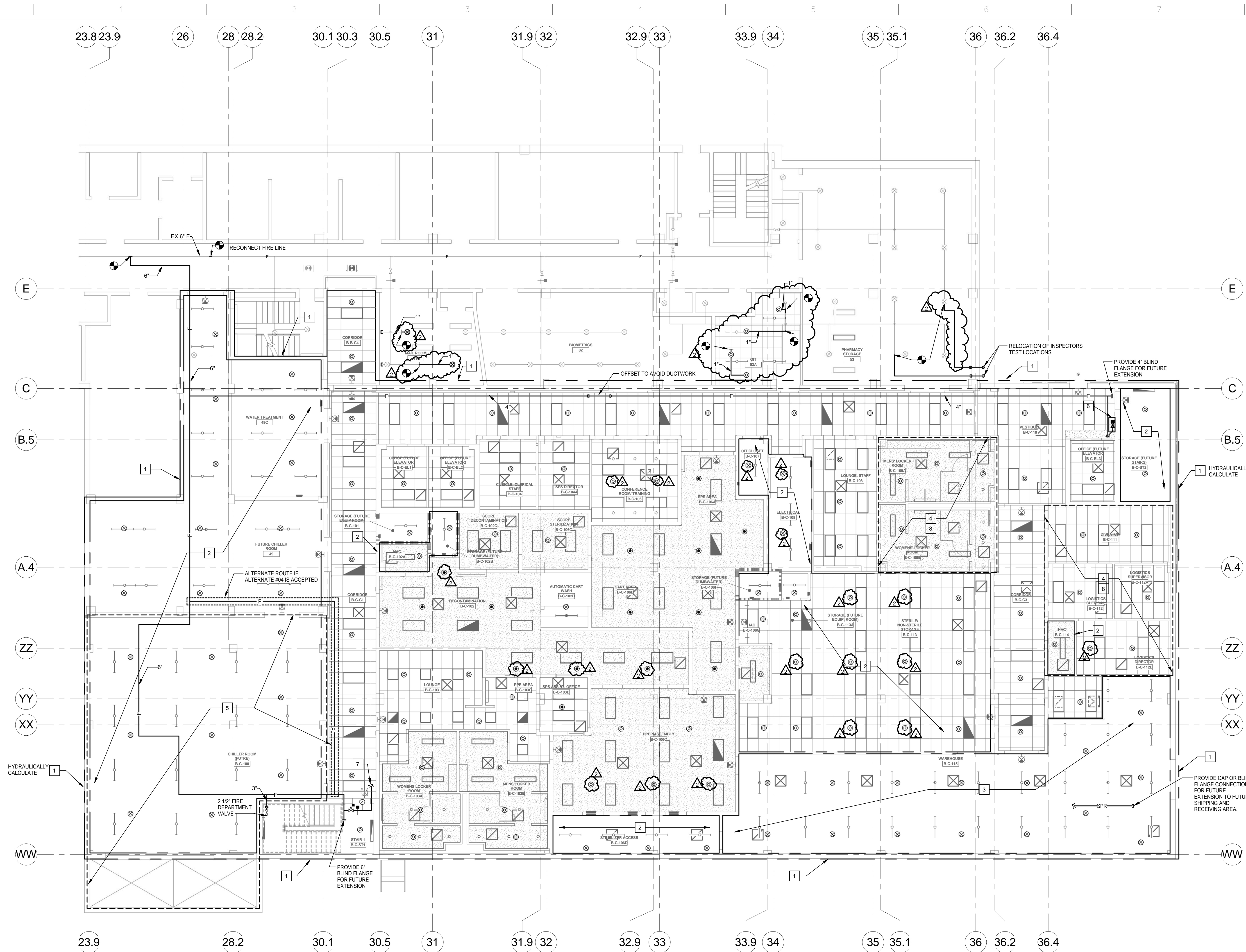
Project Number  
2010.00629.0005  
Building Number  
01

Drawing Number  
FD-101

Office of  
Construction  
and Facilities  
Management

VA Department of  
Veterans Affairs





- KEYED NOTES:**
- 1 FIRE PROTECTION CONTRACTOR SHALL PROVIDE A COMPLETE CODE APPROVED AUTOMATIC WET PIPE SYSTEM. ALL AREAS NOTED ARE TO BE CONSIDERED LIGHT HAZARD WITH A SPRINKLER DISCHARGE DENSITY OF 0.1 GPM/SQ. FT. FOR THE MOST HYDRAULICALLY REMOTE 1500 SQ. FT. AND A 250 GPM HOSE STREAM. SPRINKLER HEAD SPACING SHALL NOT EXCEED MAXIMUM SPACING DISTANCES SET FORTH BY NFPA 13.
  - 2 FIRE PROTECTION CONTRACTOR SHALL PROVIDE A COMPLETE CODE APPROVED AUTOMATIC WET PIPE SYSTEM. ALL AREAS NOTED ARE TO BE CONSIDERED ORDINARY HAZARD, GROUP 1 WITH A SPRINKLER DISCHARGE DENSITY OF 0.15 GPM/SQ. FT. FOR THE MOST HYDRAULICALLY REMOTE 1500 SQ. FT. AND A 250 GPM HOSE STREAM. SPRINKLER HEAD SPACING SHALL NOT EXCEED MAXIMUM SPACING DISTANCES SET FORTH BY NFPA 13.
  - 3 FIRE PROTECTION CONTRACTOR SHALL PROVIDE A COMPLETE CODE APPROVED AUTOMATIC WET PIPE SYSTEM. ALL AREAS NOTED ARE TO BE CONSIDERED ORDINARY HAZARD, GROUP 2 WITH A SPRINKLER DISCHARGE DENSITY OF 0.2 GPM/SQ. FT. FOR THE MOST HYDRAULICALLY REMOTE 1500 SQ. FT. AND A 250 GPM HOSE STREAM. SPRINKLER HEAD SPACING SHALL NOT EXCEED MAXIMUM SPACING DISTANCES SET FORTH BY NFPA 13.
  - 4 PROVIDE UPRIGHT SPRINKLER HEADS FOR UNFINISHED SPACE PER ALTERNATE DUCT #1 IF ACCEPTED. IF CEILINGS ARE TO BE INSTALLED SUPPLY SPECIFIED SPRINKLER HEADS IN THE INDICATED SPACES.
  - 5 SPRINKLER PIPING TO BE REMOVED FROM SCOPE AND STANDPIPE PIPING TO BE REROUTED WITHIN BUILDING AS SHOWN BY SUGGESTED PATH IF ALTERNATE DUCT #03 IS ACCEPTED.
  - 6 SURFACE MOUNTED FIRE HOSE CONNECTION SECOND CABINET TO BE PROVIDED. FUTURE DESIGN INTENT IS TO SUPPLY STANDPIPE IN FUTURE STAIRWELL.
  - 7 HYDRAULICALLY CALCULATE.
  - 8 IF DUCT ALTERNATE #1 IS ACCEPTED AREA TO BE PROVIDED WITH A COMPLETE CODE COMPLYING APPROVED AUTOMATIC WET PIPE SYSTEM. ALL AREAS TO BE CONSIDERED ORDINARY HAZARD GROUP 1 WITH A SPRINKLER DISCHARGE DENSITY OF 0.15 GPM/FT AND 250 GPM HOSE STREAM ALLOWANCE.

**GENERAL NOTE:**

1. REFER TO DIVISION 21 FOR SPRINKLER HEAD SCHEDULE.

**1 FIRE PROTECTION BASEMENT NEW WORK PLAN**  
1/8" = 1'-0"

100% CONSTRUCTION DOCUMENTS  
FULLY SPRINKLERED

Revisions: Amendment 04	Date: June 10, 2015
-------------------------	---------------------



VA NORTHERN INDIANA  
HEALTH CARE SYSTEM,  
FORT WAYNE  
2121 Lake Ave. Fort  
Wayne, IN 46805

ARCHITECT/ENGINEERS:



7260 SHADELAND STATION  
INDIANAPOLIS, IN 46256-3957  
TEL 317.547.5580 FAX 317.543.0270  
www.structurepoint.com

Ross & Baruzzini

8250 Haverstick Road  
Suite 285  
Indianapolis, IN 46240  
317.638.8383

CONSULTANTS:



08/15/14

Drawing Title  
FIRE PROTECTION BASEMENT NEW  
WORK PLAN

Approved: Project Director

Project Title  
SPS BASEMENT ADDITION  
VA PROJECT # 610A4-12-400

Location  
2121 Lake Ave. Fort Wayne, IN 46805

Date  
08/15/2014

Checked  
JDB

Drawn  
BLB

Project Number  
2010.00629.0005

Building Number  
01

Drawing Number

FA-101

Office of  
Construction  
and Facilities  
Management





[illegible]

Office of  
Construction  
and Facilities  
Management

**VA** Department of  
Veterans Affairs