

0' 2" 4" 8" 1'-0" SCALE: 3" = 1'-0"

0' 4" 8" 1'-0" SCALE: 1 1/2" = 1'-0"

0' 6" 1' 1'-6" SCALE: 1" = 1'-0"

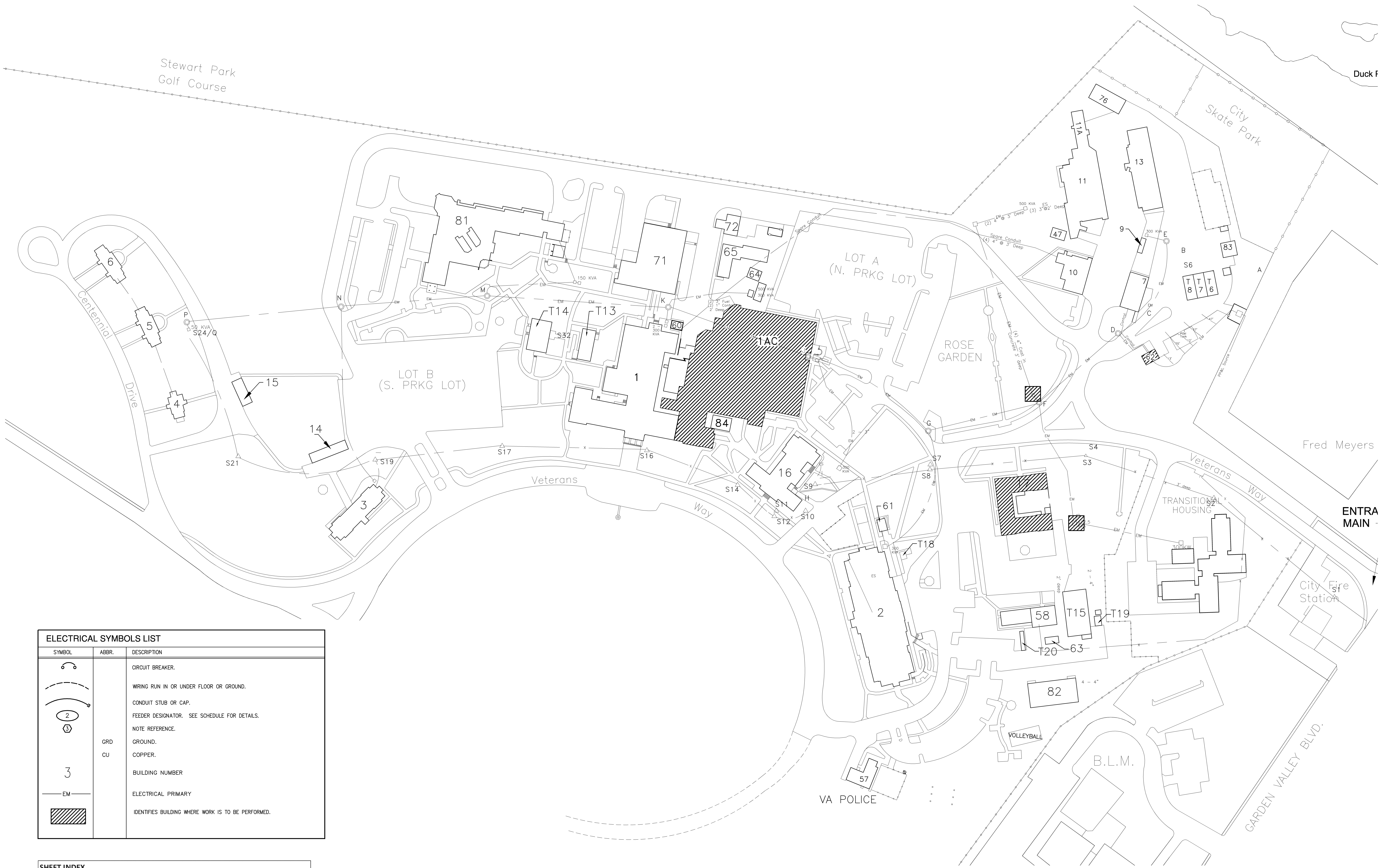
0' 8" 1'-4" 2'-8" SCALE: 3/4" = 1'-0"

0' 1" 2" 4" SCALE: 1/2" = 1'-0"

0' 8" 1'-0" SCALE: 1/4" = 1'-0"

0' 4" 8" 1'-0" SCALE: 1/8" = 1'-0"

0' 10' 20' 40' SCALE: 1" = 20'-0"

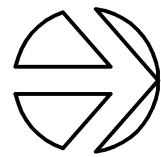


ELECTRICAL SYMBOLS LIST		
SYMBOL	ABBR.	DESCRIPTION
		CIRCUIT BREAKER.
		WIRING RUN IN OR UNDER FLOOR OR GROUND.
		CONDUIT STUB OR CAP.
		FEEDER DESIGNATOR. SEE SCHEDULE FOR DETAILS.
		NOTE REFERENCE.
	GRD	GROUND.
	CU	COPPER.
		BUILDING NUMBER
	EM	ELECTRICAL PRIMARY
		IDENTIFIES BUILDING WHERE WORK IS TO BE PERFORMED.


SHEET INDEX	
ES-100	SITE PLAN
ES-111	FLOOR PLAN - MRI, ONE LINE - DIAGRAM
ES-121	ONE LINE DIAGRAM - BUILDING 16,17
ES-122	FLOOR PLAN - BUILDING 16,17 ELECTRICAL ROOMS, PANEL SCHEDULES
ES-131	SITE PLAN - SECTIONALIZING CABINETS

SITE PLAN

SCALE: 1"=80'



REVISIONS	DATE



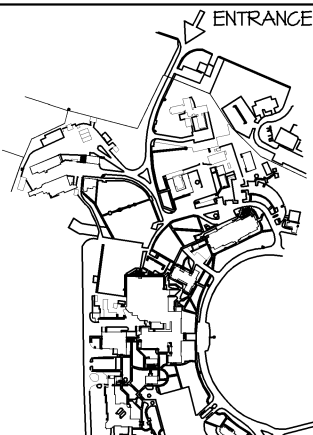
**BALZHISER & HUBBARD**  
ENGINEERS

MECHANICAL  
ELECTRICAL  
CIVIL  
SURVEYORS

100 WEST 17TH AVENUE  
ROSEBURG, OR 97470  
P: 541-686-8478  
F: 541-686-2003  
2100-025-10es100.dwg



REGISTERED PROFESSIONAL  
ENGINEER  
OREGON  
JULY 21, 1998  
KEVIN M. WARE  
EXPIRES 6/30/14



ENTRANCE

KEY PLAN



DEPARTMENT OF VETERANS AFFAIRS  
ROSEBURG HEALTH CARE SYSTEM  
913 NW GARDEN VALLEY BLVD  
ROSEBURG, OREGON 97470

DRAWING TITLE: SITE PLAN - LOCATION OF WORK		
DESIGNER:	SAFETY MANAGER:	SERVICE CHIEF:
CHIEF ENGINEERING:	VAMC DIRECTOR:	

PROJECT TITLE: ELECTRICAL DEFICIENCY CORRECTIONS		
BUILDING NO.: —	CHECKED: KMW	DRAWN: JSQ
LOCATION: ROSEBURG, OREGON		

DATE: 12-19-12
VA PROJECT NO.: 653-10-531
DRAWING NO.: ES100
DWG: 1 OF

US DEPARTMENT OF  
VETERANS AFFAIRS