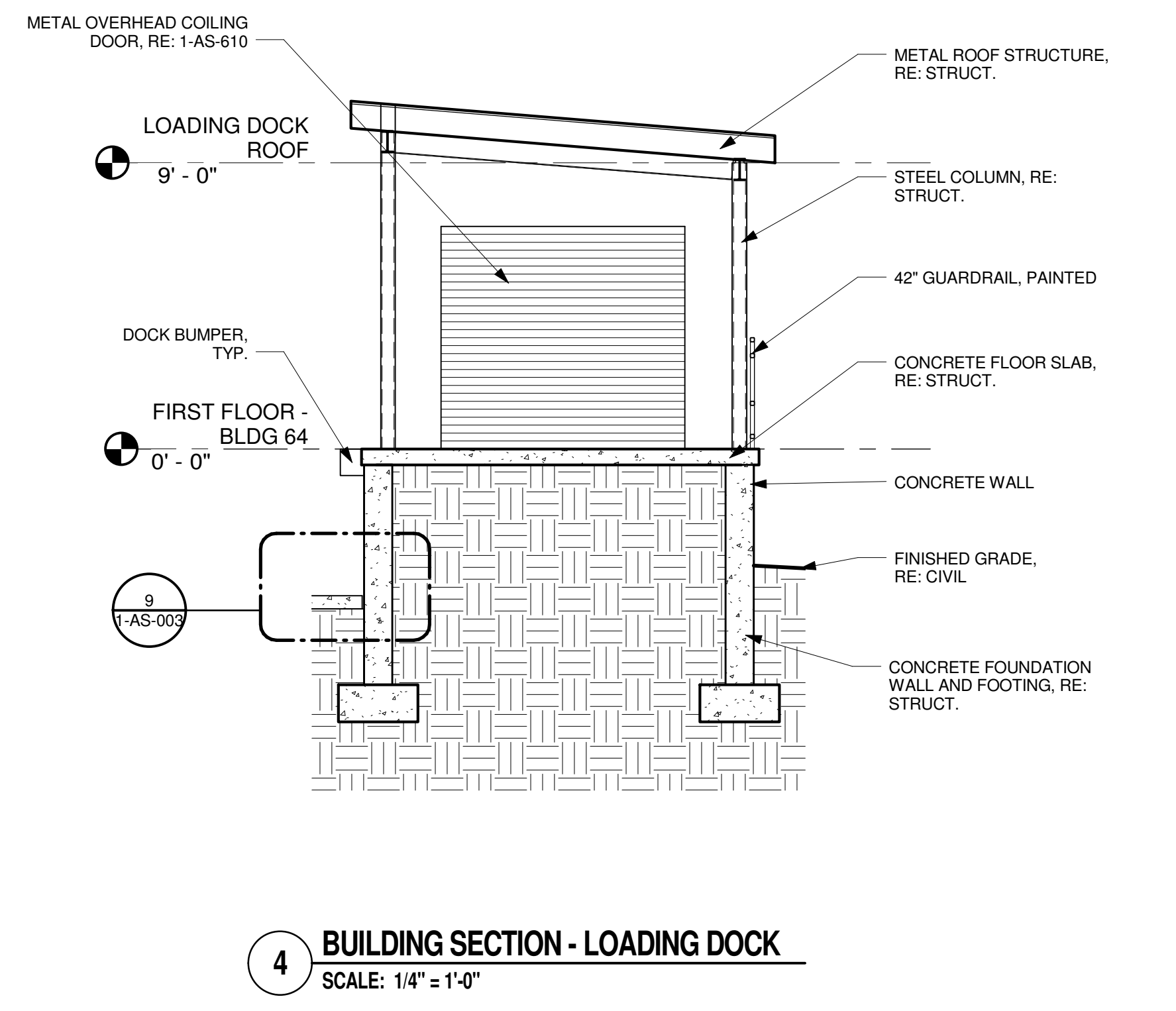
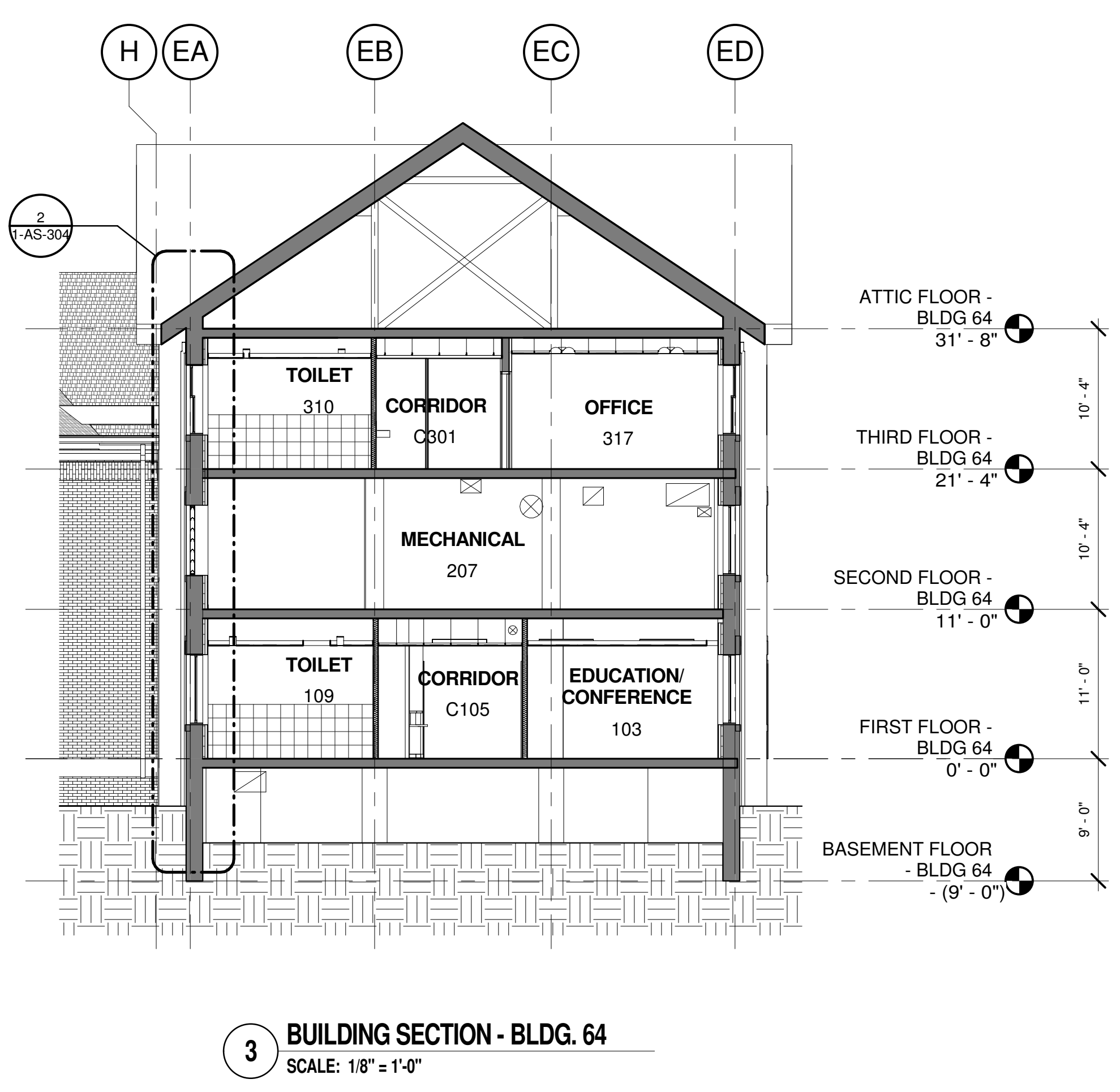
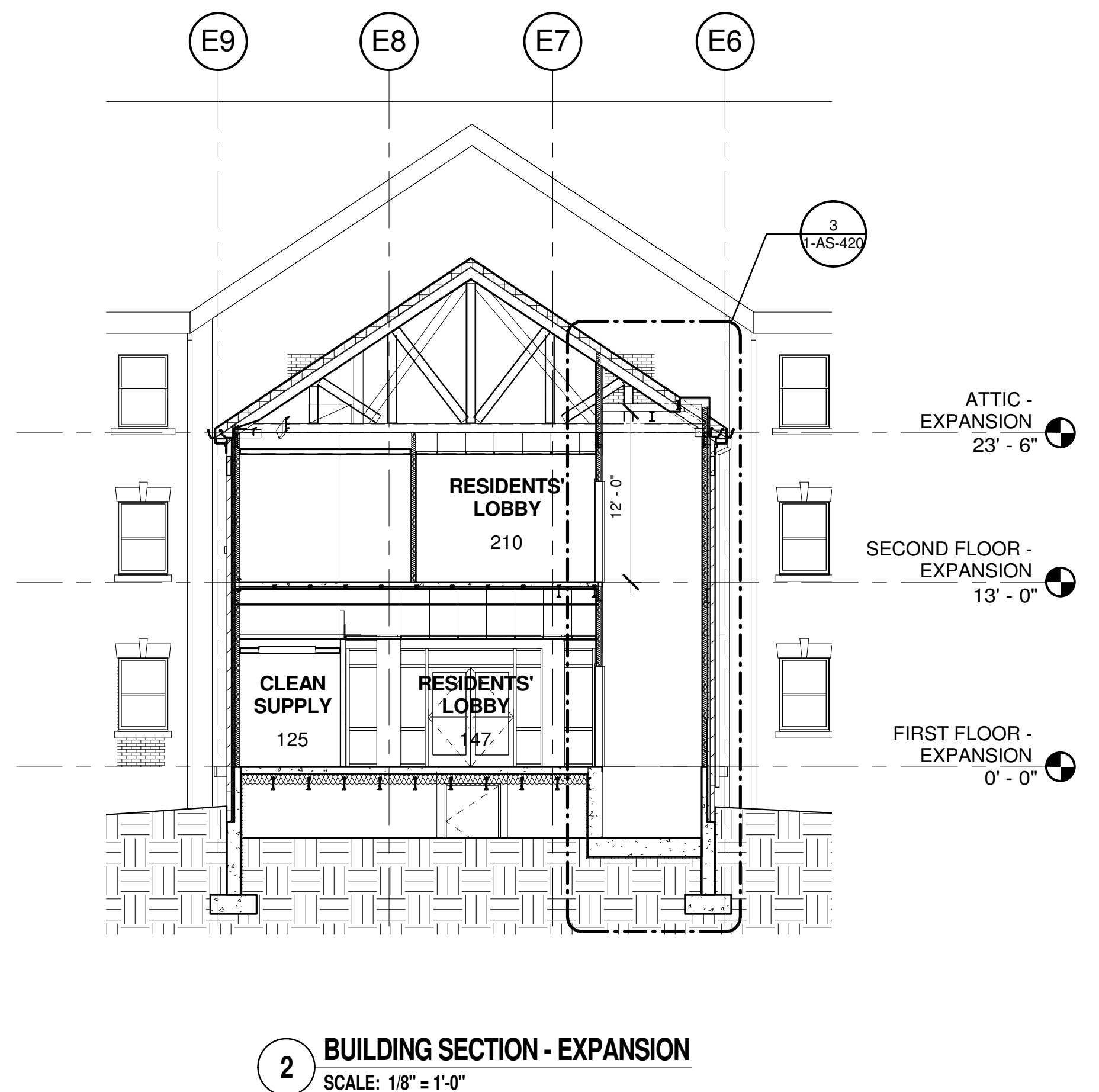
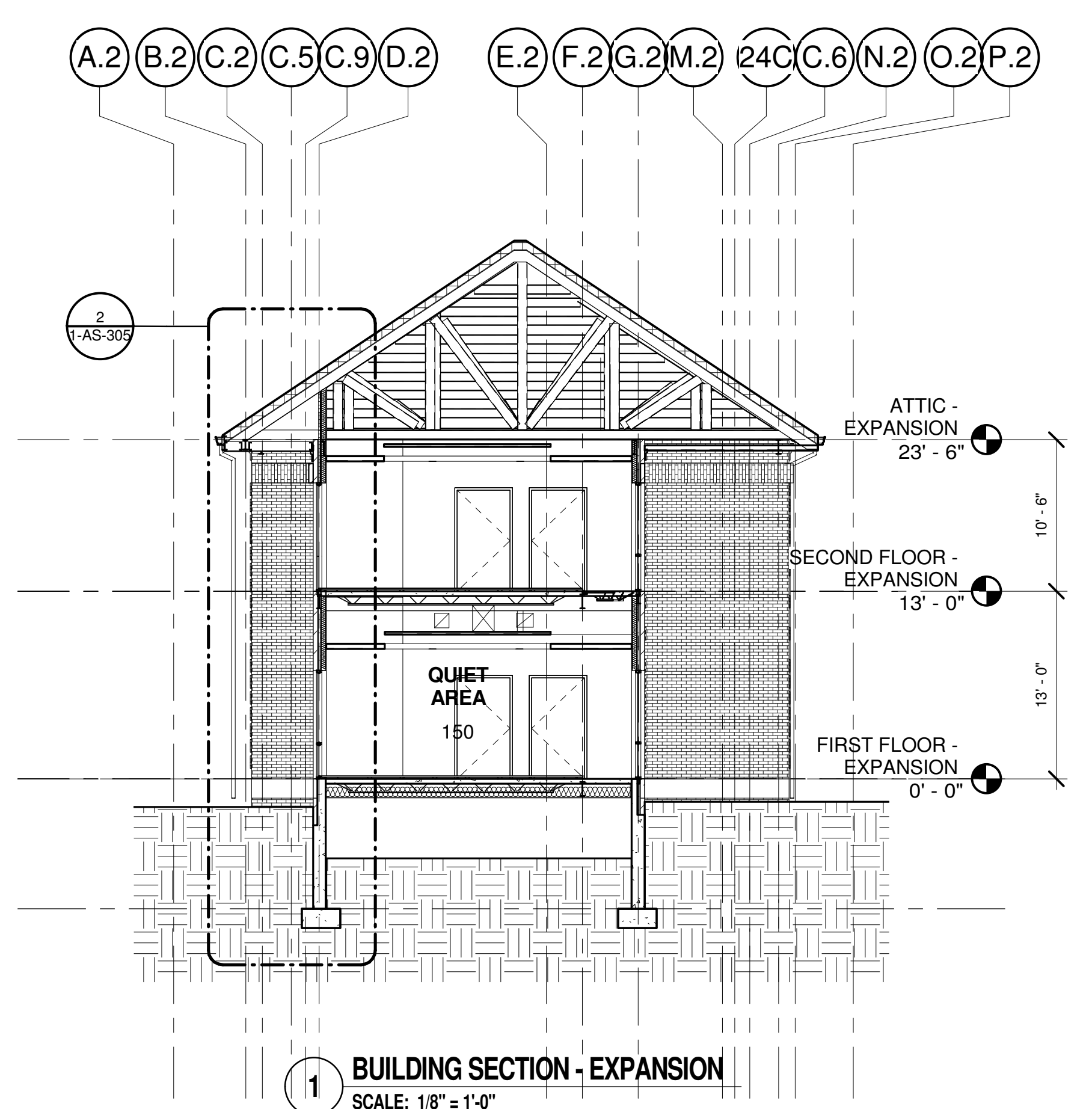



three inches = one foot
 one and one half inches = one foot
 one inch = one foot
 three quarters inch = one foot
 one half inch = one foot
 three eighths inch = one foot
 one quarter inch = one foot
 one eighth inch = one foot



BUILDING IS FULLY SPRINKLERED

Revisions:	Date:



CONSULTANTS:

Terracon Consulting Engineers & Scientists

Peaks to Plains Design

Great West engineering

H2B, INC.
 Texas Firm Registration No. 8856
 1225 N Loop W, Suite 900
 HOUSTON, TX 77008
 713.864.2900

SSR Smith Seckman Reid, Inc.
 7995 East Prineas Avenue, Suite 104-E
 Greenwood Village, CO 80111
 (303) 778-1222
 FAX: (303) 694-9144
 www.ssr-enc.com

ARCHITECT/ENGINEERS:

COX DESIGN ASSOCIATES

ARCHITECTURE PLANNING INTERIORS

Austin 5121 Bee Caves Road, Suite 203
 Chicago 345 N. Canal St. Suite 701
 Austin, Texas 78746 Chicago, IL 60605
 T:312 - 698 - 3380 F:312 - 454 - 9439
 F:512 - 327 - 7679 bcox@coxldt.com
 coxdesign@austin.rr.com

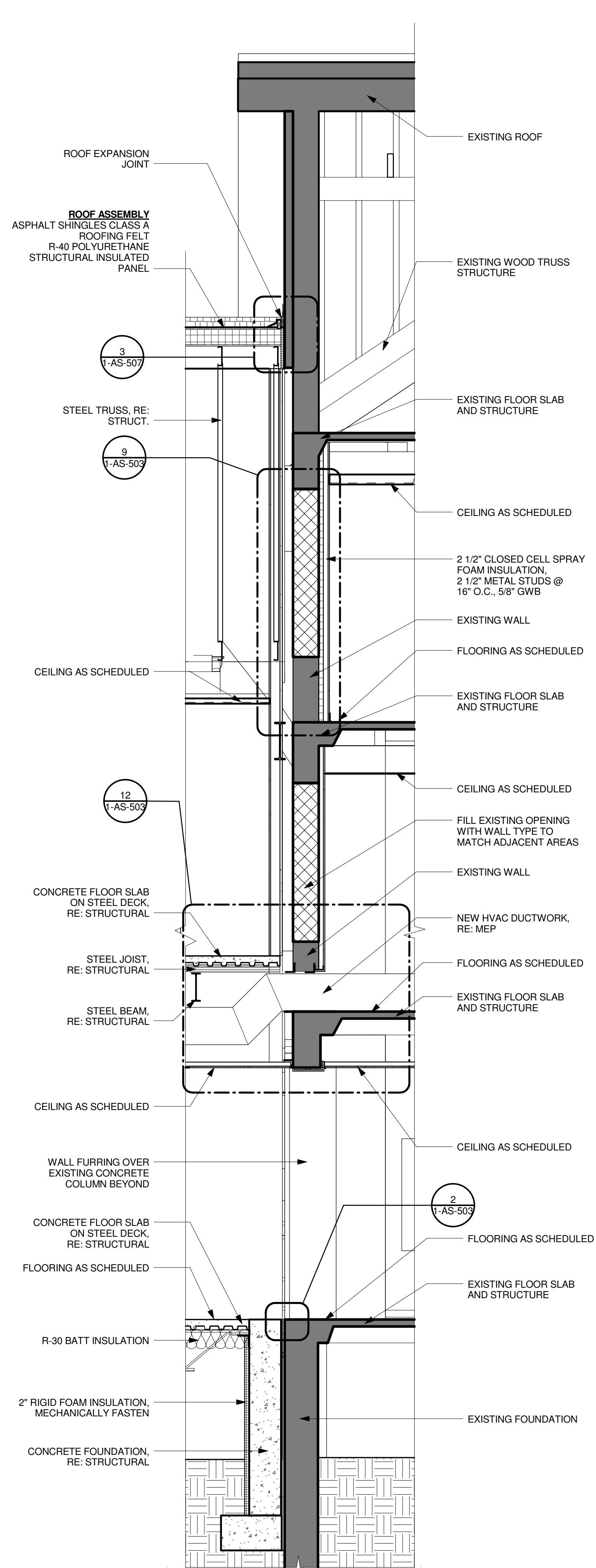
Approved: Chief of MH	Approved: Chief of FMS
Date:	Date:
Approved: Director	Approved: Assoc. Director
Date:	Date:

Drawing Title	Project Name
BUILDING SECTIONS	EXPAND DOMICILIARY BUILDING 64
Location	Project Number
VAMC SHERIDAN WY 1898 FORT ROAD SHERIDAN, WY 82801	666-309
Building Number	Checked
64	RHC
Drawn	Date
MAG	13 MAR. 2015
Dwg. of	Drawing Number
	1-AS-303

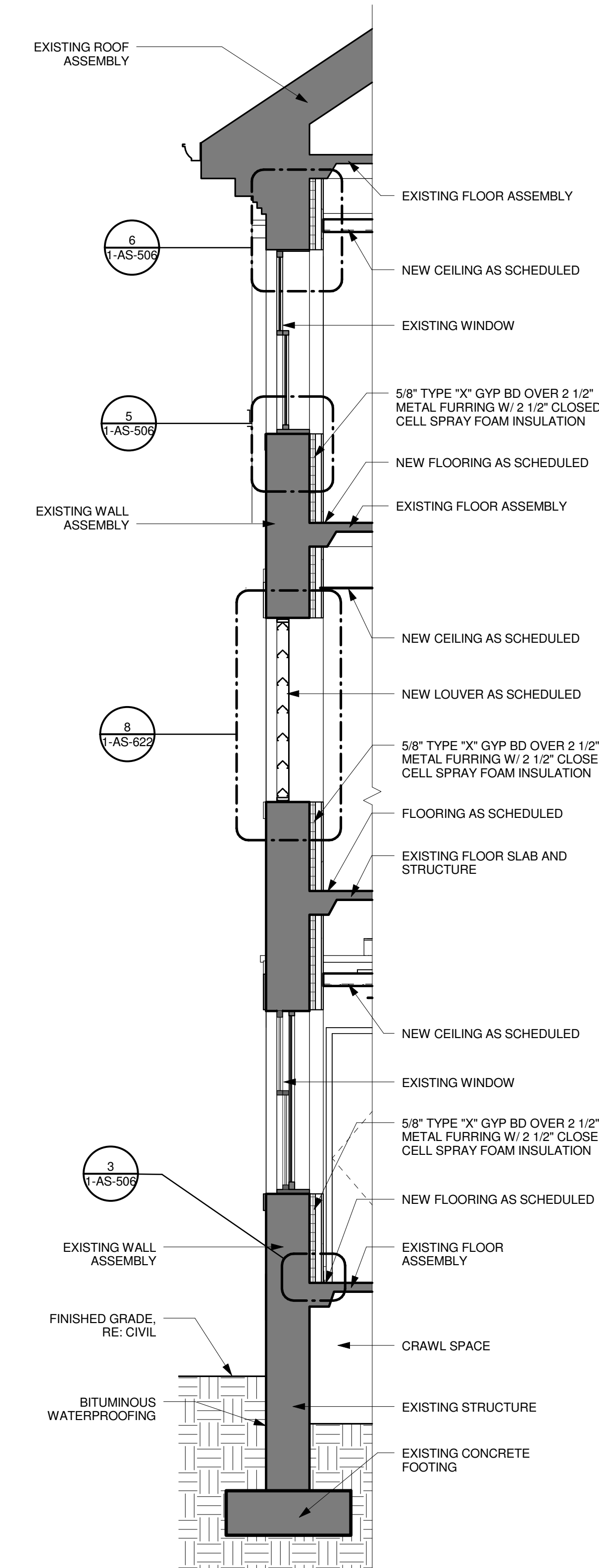
Building Number	Checked	Drawn
64	RHC	MAG
Dwg. of	Date	Drawing Number
	13 MAR. 2015	1-AS-303

Office of Construction and Facilities Management

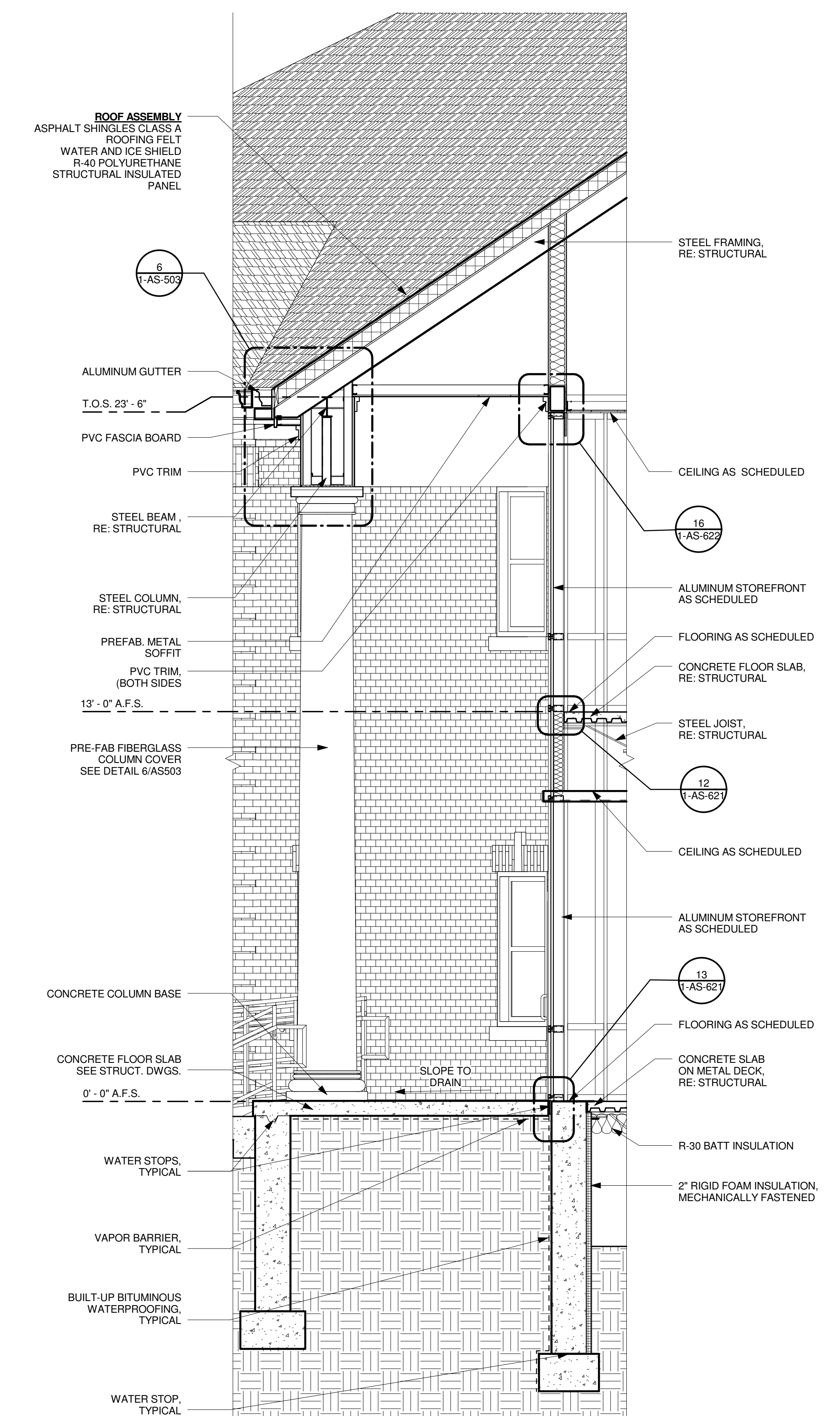
three quarters inch = one foot
 one and one half inches = one foot
 one inch = one foot
 three quarters inch = one foot
 one half inch = one foot
 three eighths inch = one foot
 one quarter inch = one foot
 one eighth inch = one foot



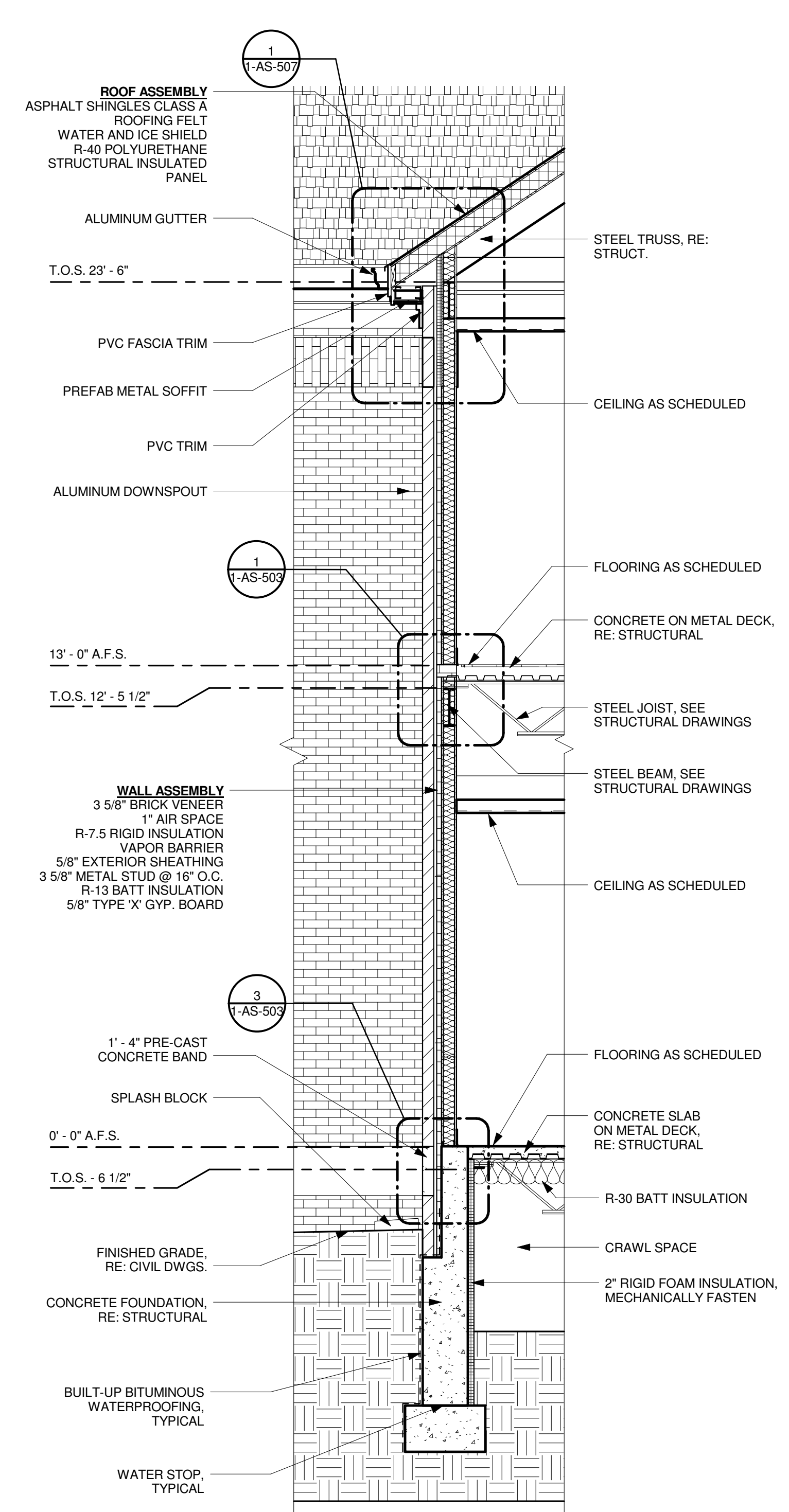
1 WALL SECTION @ BUILDING 64 AND EXPANSION
 SCALE: 3/8" = 1'-0"



2 WALL SECTION @ BLDG 64
 SCALE: 3/8" = 1'-0"




3 WALL SECTION @ PATIO
 SCALE: 3/8" = 1'-0"



4 WALL SECTION @ WING
 SCALE: 3/8" = 1'-0"

BUILDING IS FULLY SPRINKLERED

Revisions:	Date:



CONSULTANTS:
Terracon
 Consulting Engineers & Scientists



H2B, INC.
 Texas Firm Registration No. 8856
 1225 N Loop W, Suite 900
 HOUSTON, TX 77008
 713.864.2900

SSR Smith
 Seckman
 Reid, Inc.
 7995 East Prineas Avenue, Suite 104-E
 Greenwood Village, CO 80111
 (303) 779-1222
 FAX: (303) 694-9144
 www.ssr-inc.com

ARCHITECT/ENGINEERS:
COX DESIGN ASSOCIATES
 ARCHITECTURE PLANNING INTERIORS
 Austin 5121 Bee Caves Road, Suite 203 Austin, Texas 78746
 Chicago 345 N. Canal St. Suite 701 Chicago, IL 60605
 T:312 - 698 - 3880 F:312 - 454 - 9439
 T:512 - 327 - 4149 F:512 - 327 - 7679
 coxdesign@austin.rr.com

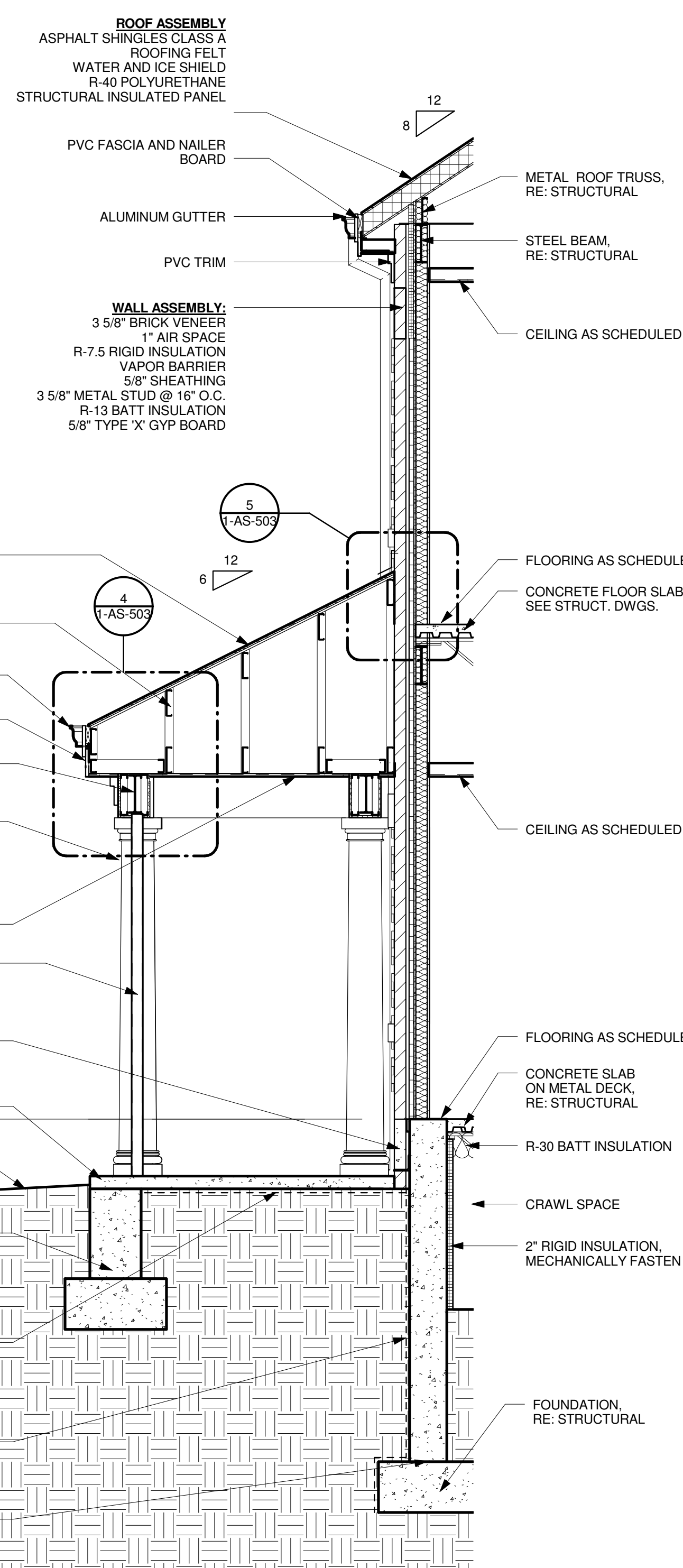
Approved: Chief of MH	Approved: Chief of FMS
Date:	Date:
Approved: Director	Approved: Assoc. Director
Date:	Date:

Drawing Title
WALL SECTIONS
 Location
**VAMC SHERIDAN WY
 1898 FORT ROAD
 SHERIDAN, WY 82801**

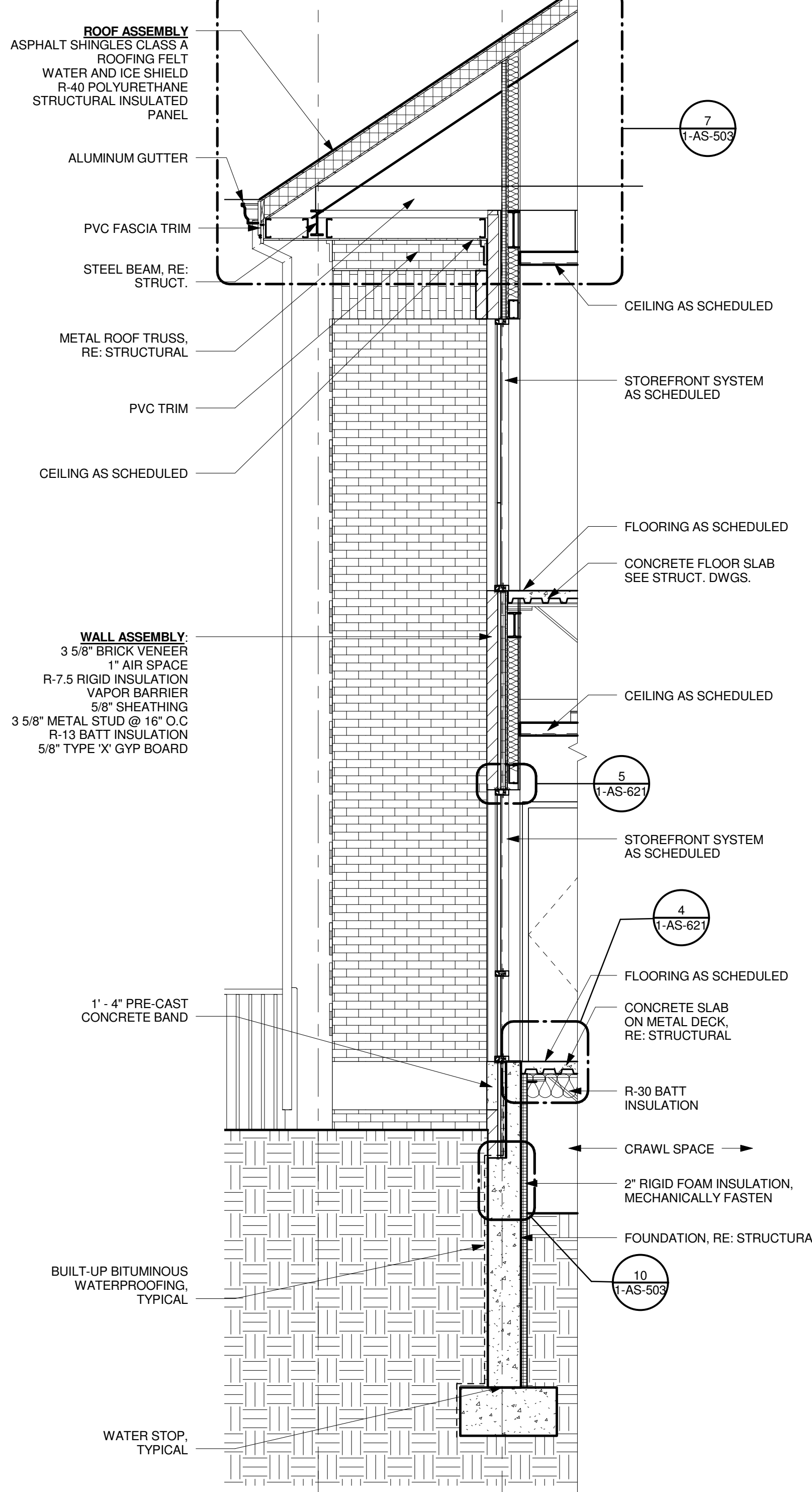
Project Name EXPAND DOMICILIARY BUILDING 64			Project Number 666-309
Building Number 64			Date 13 MAR. 2015
Checked RHC	Drawn MAG	Drawing Number 1-AS-304	
Dwg. of			

Office of
 Construction
 and Facilities
 Management

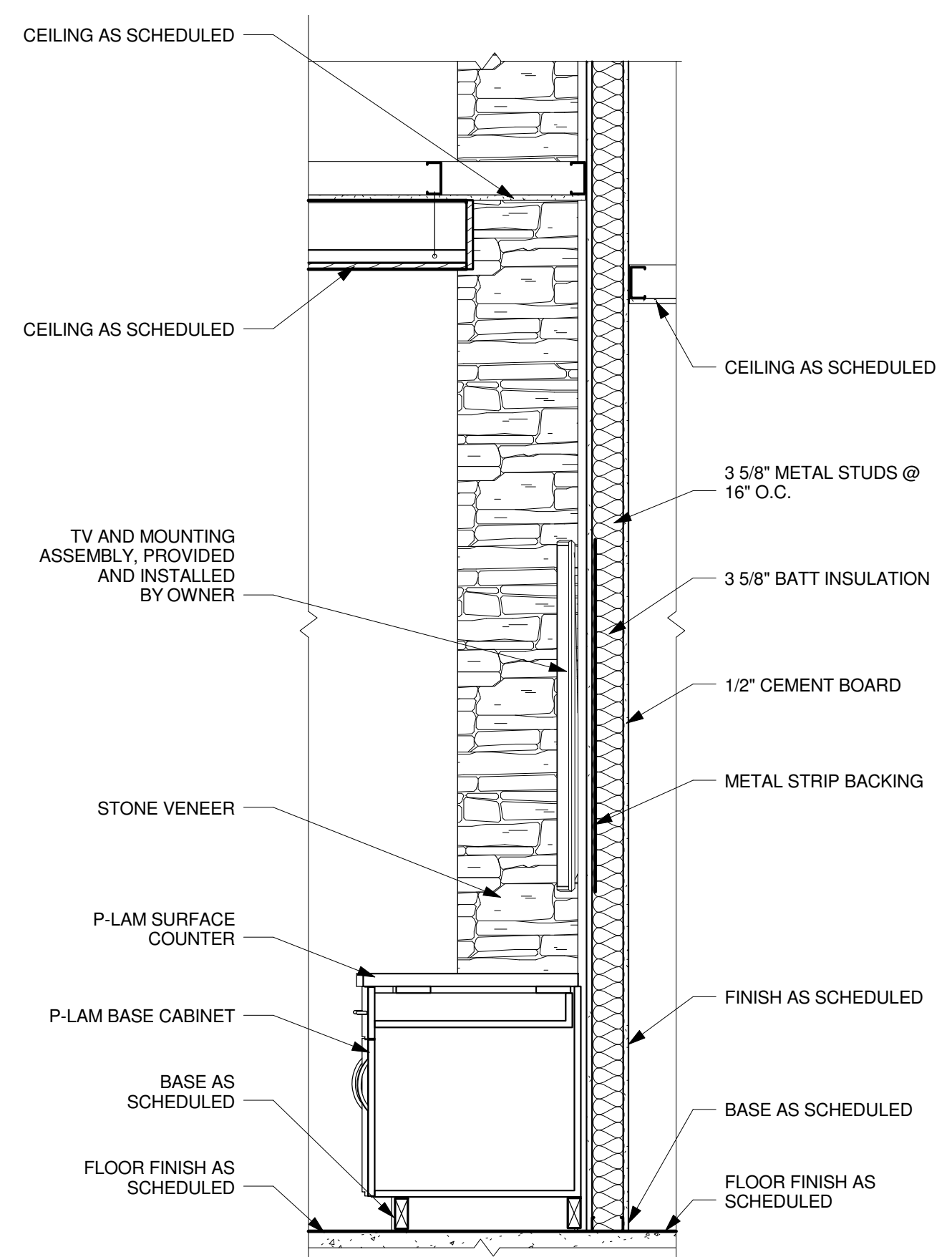
three eighths inch = one foot
 one half inch = one foot
 three quarters inch = one foot
 one inch = one foot
 one and one half inches = one foot
 two inches = one foot
 three inches = one foot
 four inches = one foot
 five inches = one foot
 six inches = one foot
 seven inches = one foot
 eight inches = one foot
 nine inches = one foot
 ten inches = one foot
 eleven inches = one foot
 twelve inches = one foot



1 WALL SECTION @ EXPANSION
 SCALE: 3/8" = 1'-0"




2 WALL SECTION @ EXPANSION
 SCALE: 3/8" = 1'-0"



3 WALL SECTION @ STONE VENEER
 SCALE: 3/4" = 1'-0"

BUILDING IS FULLY SPRINKLERED

Revisions:	Date:



CONSULTANTS:

Terracon
 Consulting Engineers & Scientists

Peaks to Plains Design

Great West engineering

H2B, INC.
 Texas Firm Registration No. 8856
 1225 N Loop W, Suite 900
 HOUSTON, TX 77008
 713.864.2900

SSR Smith Seckman Reid, Inc.
 7995 East Prineas Avenue, Suite 104-E
 Greenwood Village, CO 80111
 (303) 778-1222
 FAX: (303) 694-9144
 www.ssr-inc.com

ARCHITECT/ENGINEERS:
COX DESIGN ASSOCIATES

ARCHITECTURE PLANNING INTERIORS

Austin 5121 Bee Caves Road, Suite 203
 Austin, Texas 78746
 T: 512 - 327 - 4149
 F: 512 - 327 - 7679
 coxdesign@austin.rr.com

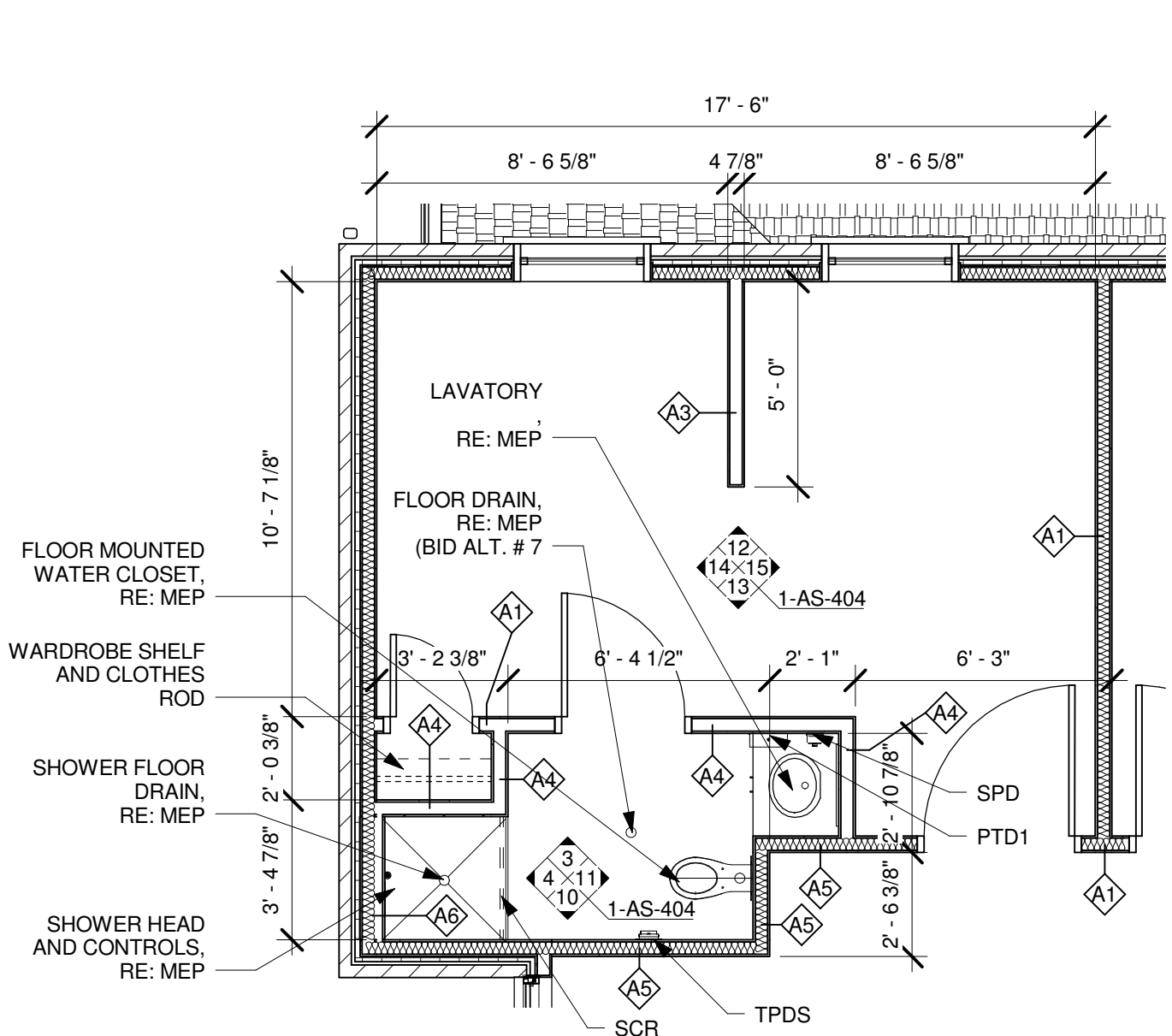
Chicago 345 N. Canal St. Suite 701
 Chicago, IL 60605
 T: 312 - 698 - 3880
 F: 312 - 454 - 9439
 bcoc@coxldt.com

Approved: Chief of MH	Approved: Chief of FMS
Date:	Date:
Approved: Director	Approved: Assoc. Director
Date:	Date:

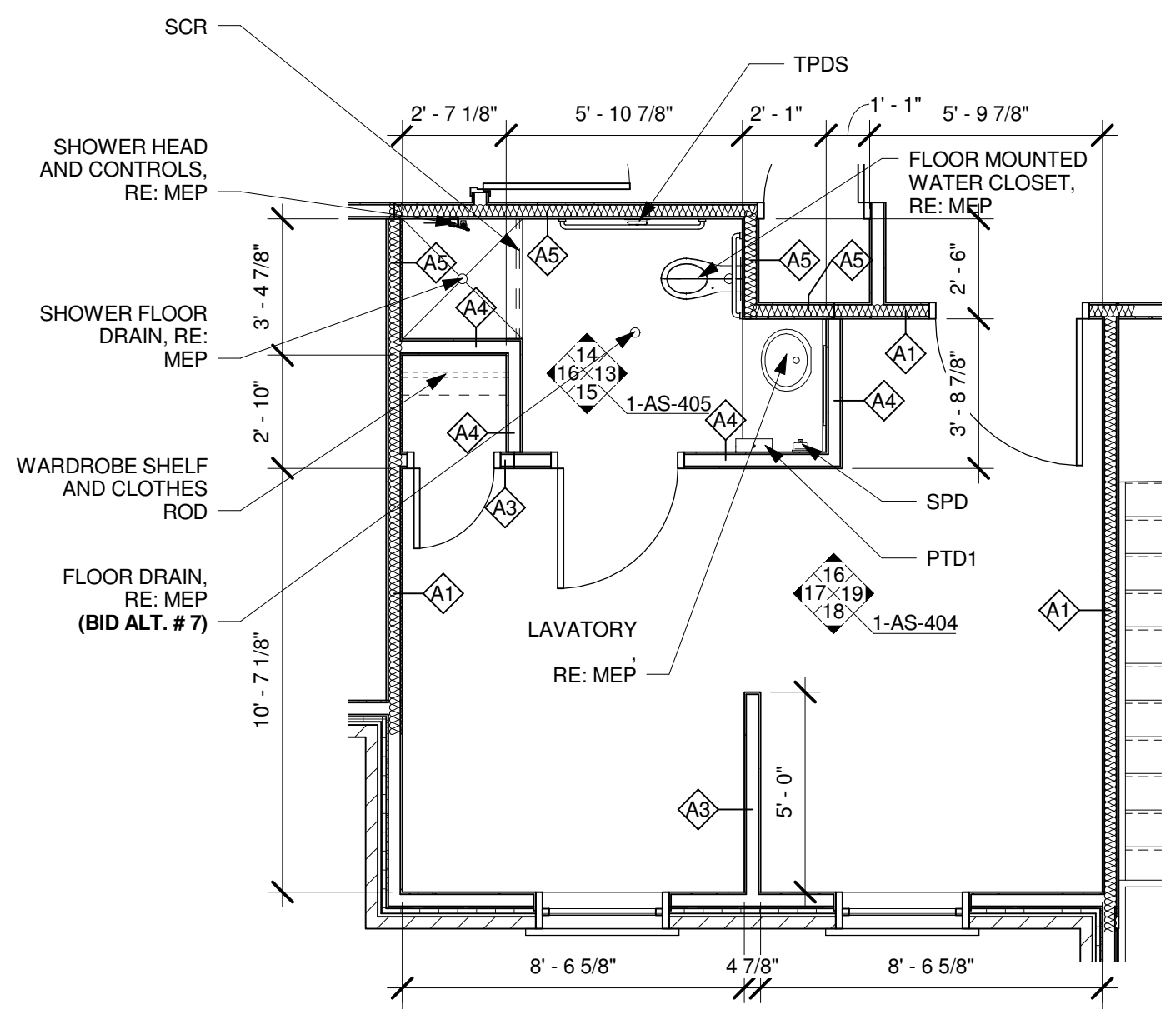
Drawing Title	Project Name
WALL SECTIONS	EXPAND DOMICILIARY BUILDING 64
Location	Project Number
VAMC SHERIDAN WY 1898 FORT ROAD SHERIDAN, WY 82801	666-309
Building Number	Checked
64	RHC
Drawn	Date
MAG	13 MAR. 2015
Dwg. of	Drawing Number
	1-AS-305

Office of Construction and Facilities Management

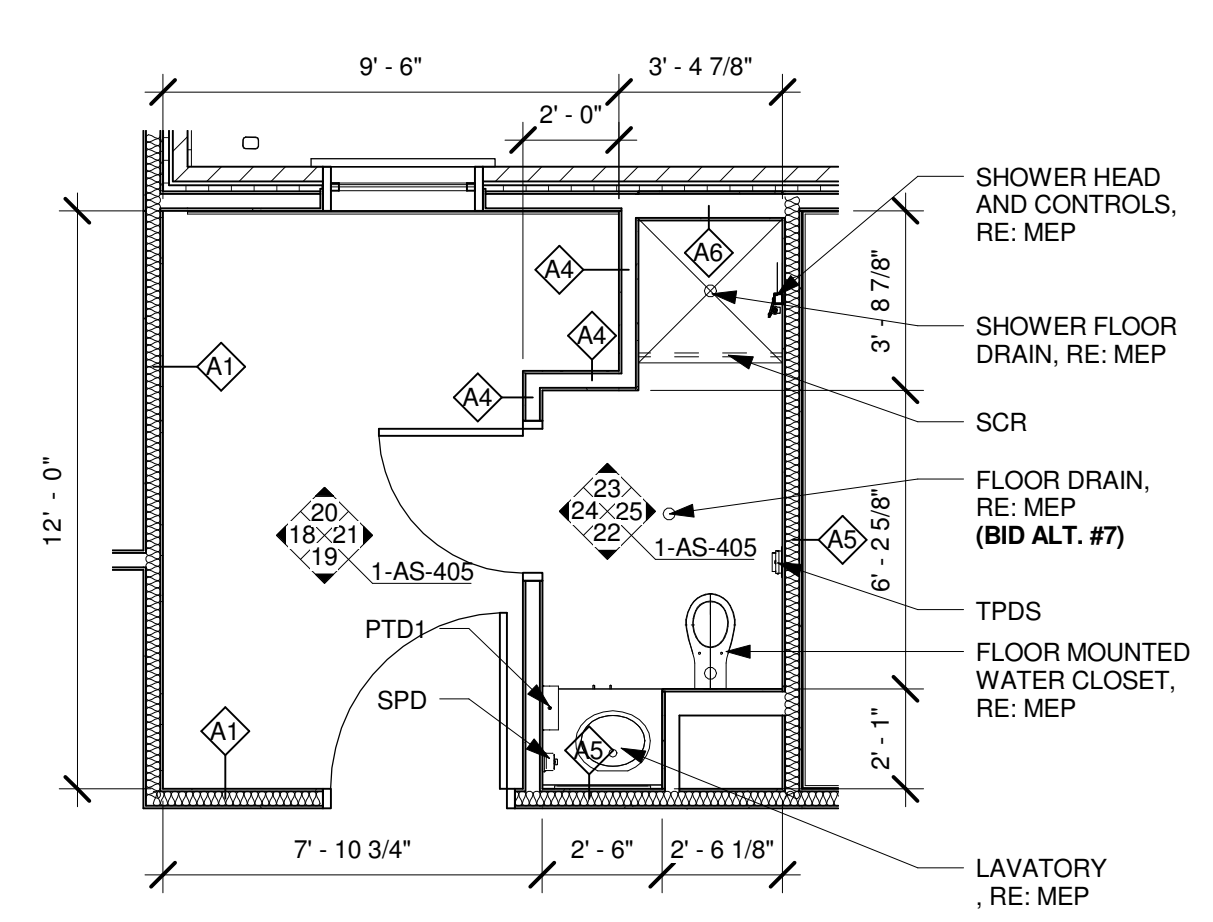
three eighths inch = one foot
one half inch = one foot
one quarter inch = one foot
one eighth inch = one foot



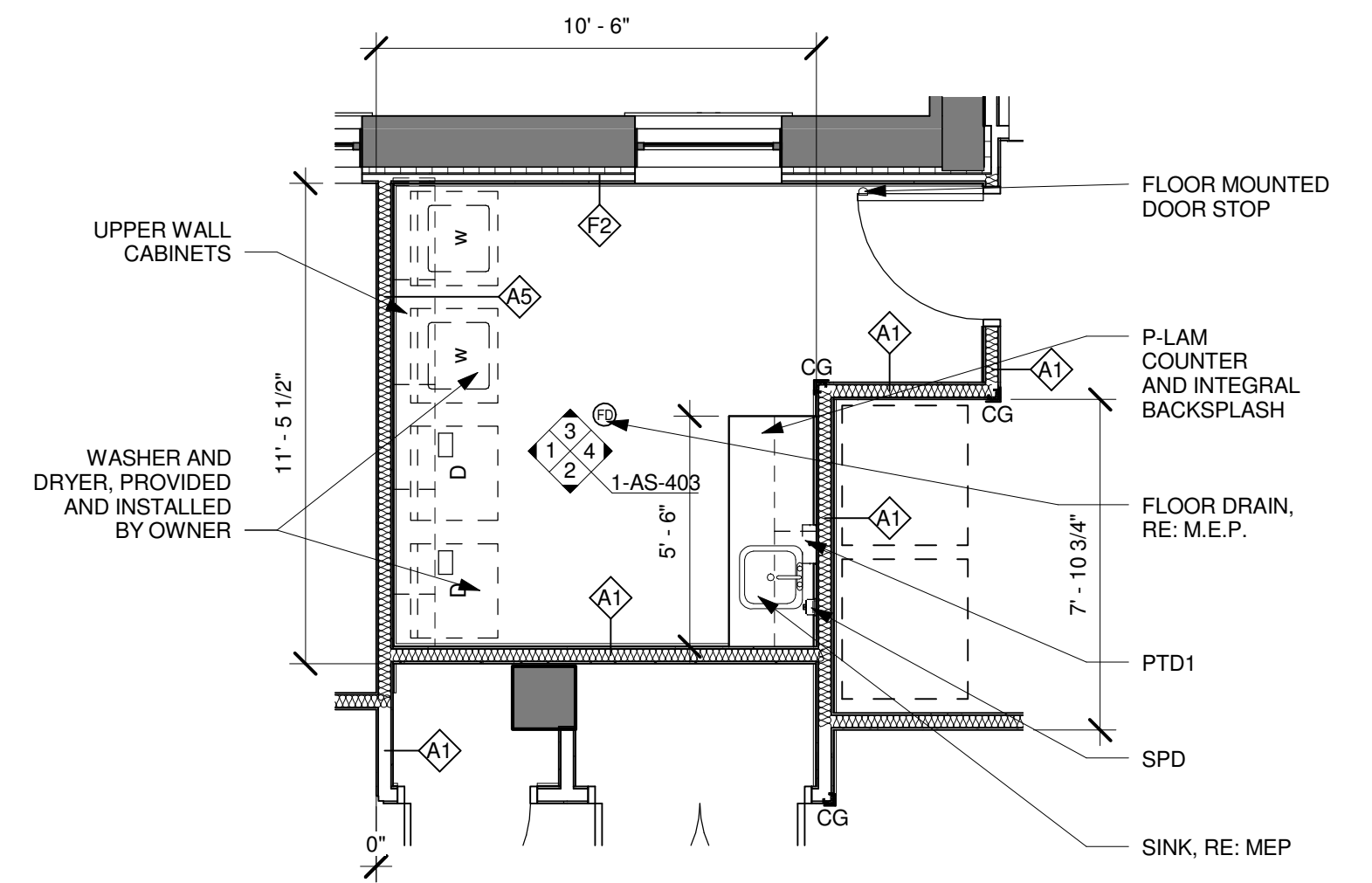
1 ENLARGED PLAN - TYPICAL SEMI-PRIVATE RESIDENT
SCALE: 1/4" = 1'-0"



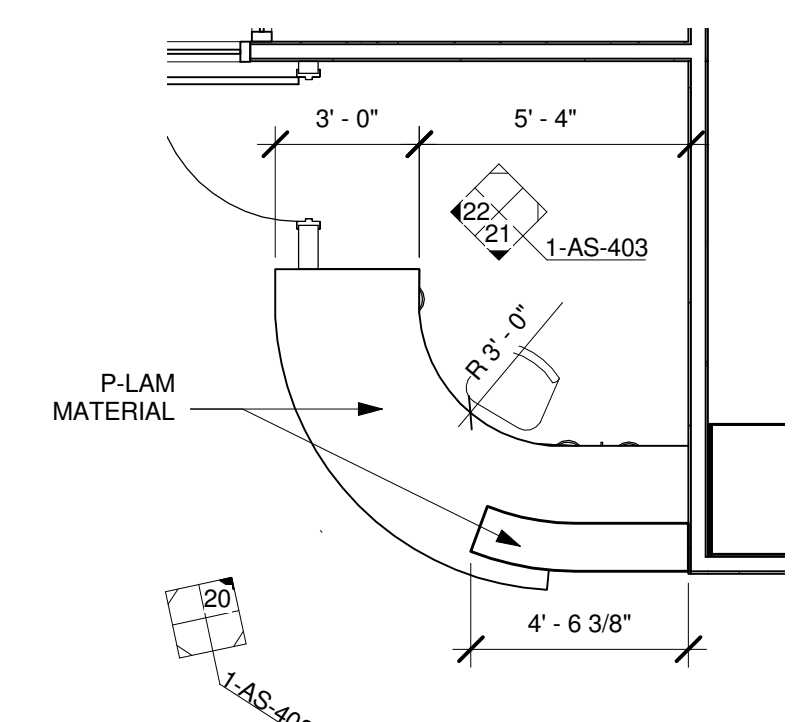
2 ENLARGED PLAN - TYPICAL ACCESSIBLE SEMI-PRIVATE RESIDENT
SCALE: 1/4" = 1'-0"



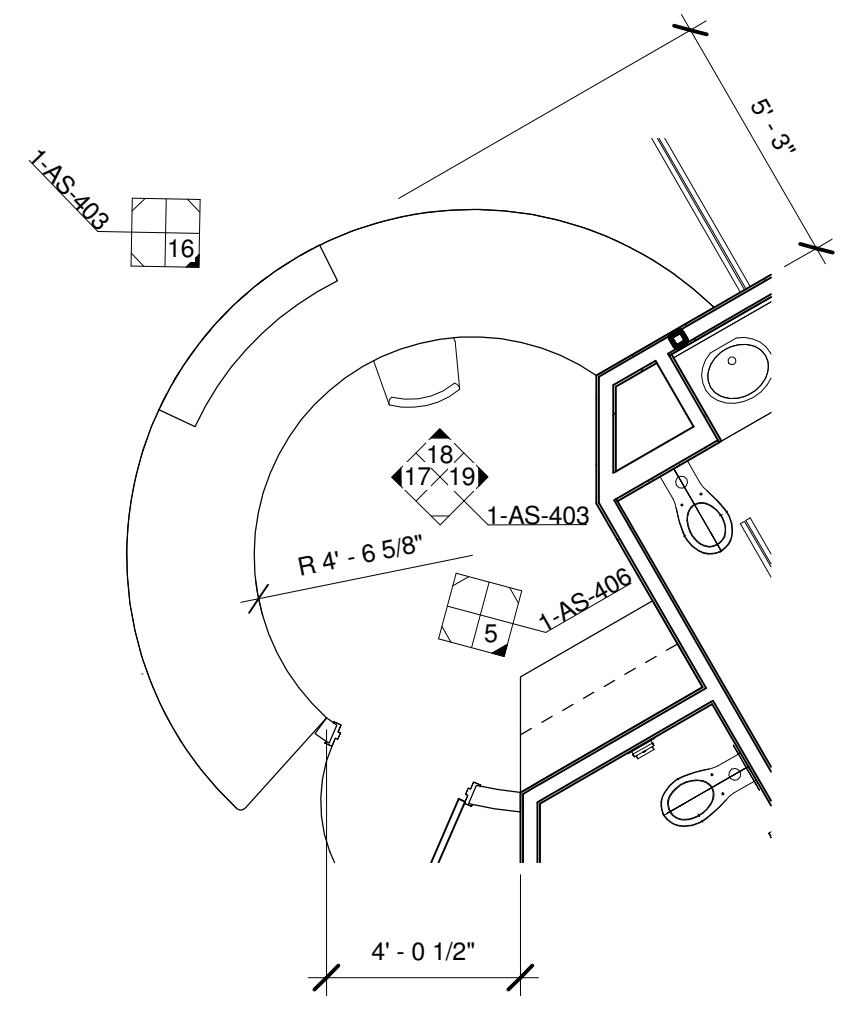
3 ENLARGED PLAN - TYPICAL PRIVATE ROOM
SCALE: 1/4" = 1'-0"



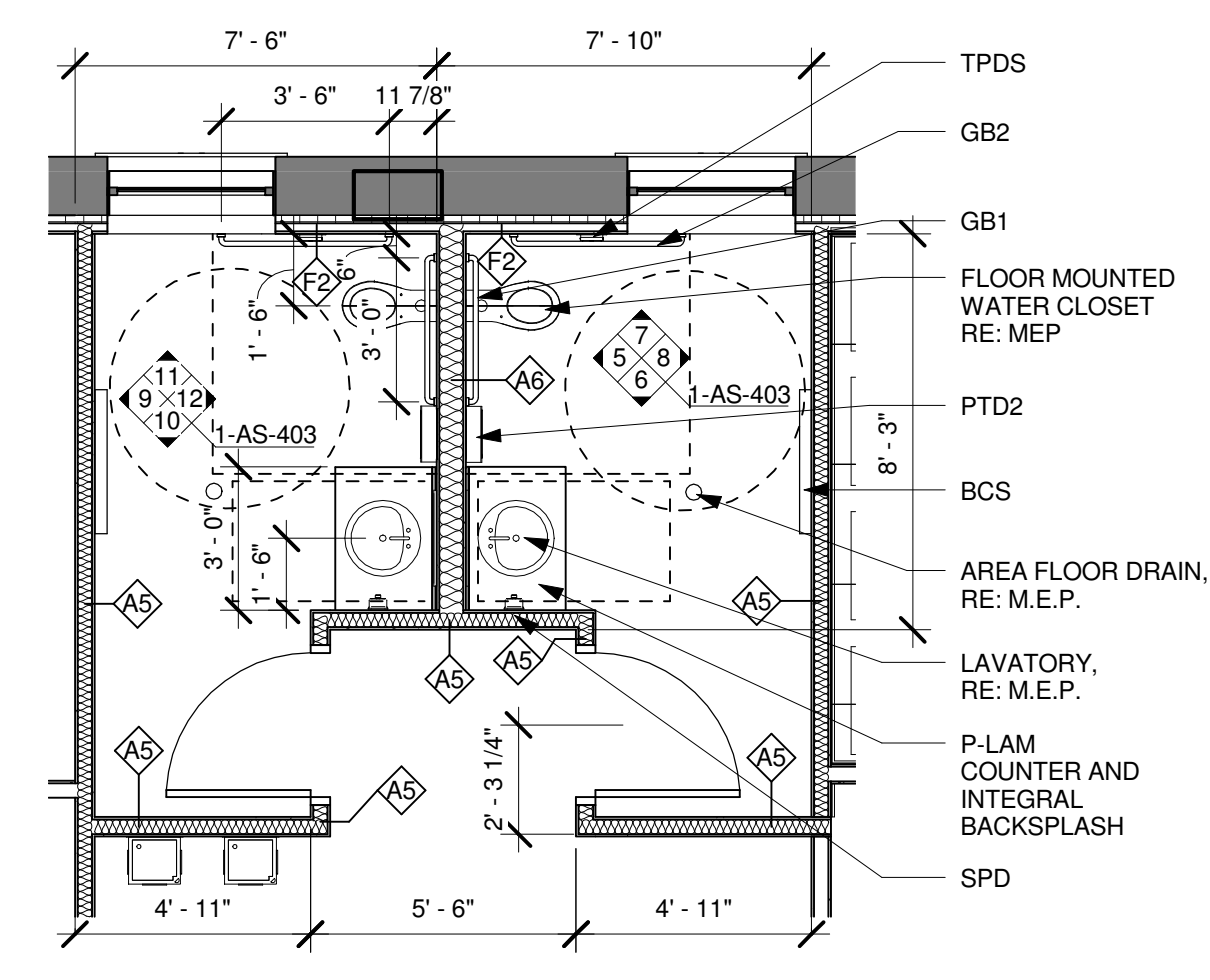
4 ENLARGED PLAN - LAUNDRY ROOM 110
SCALE: 1/4" = 1'-0"



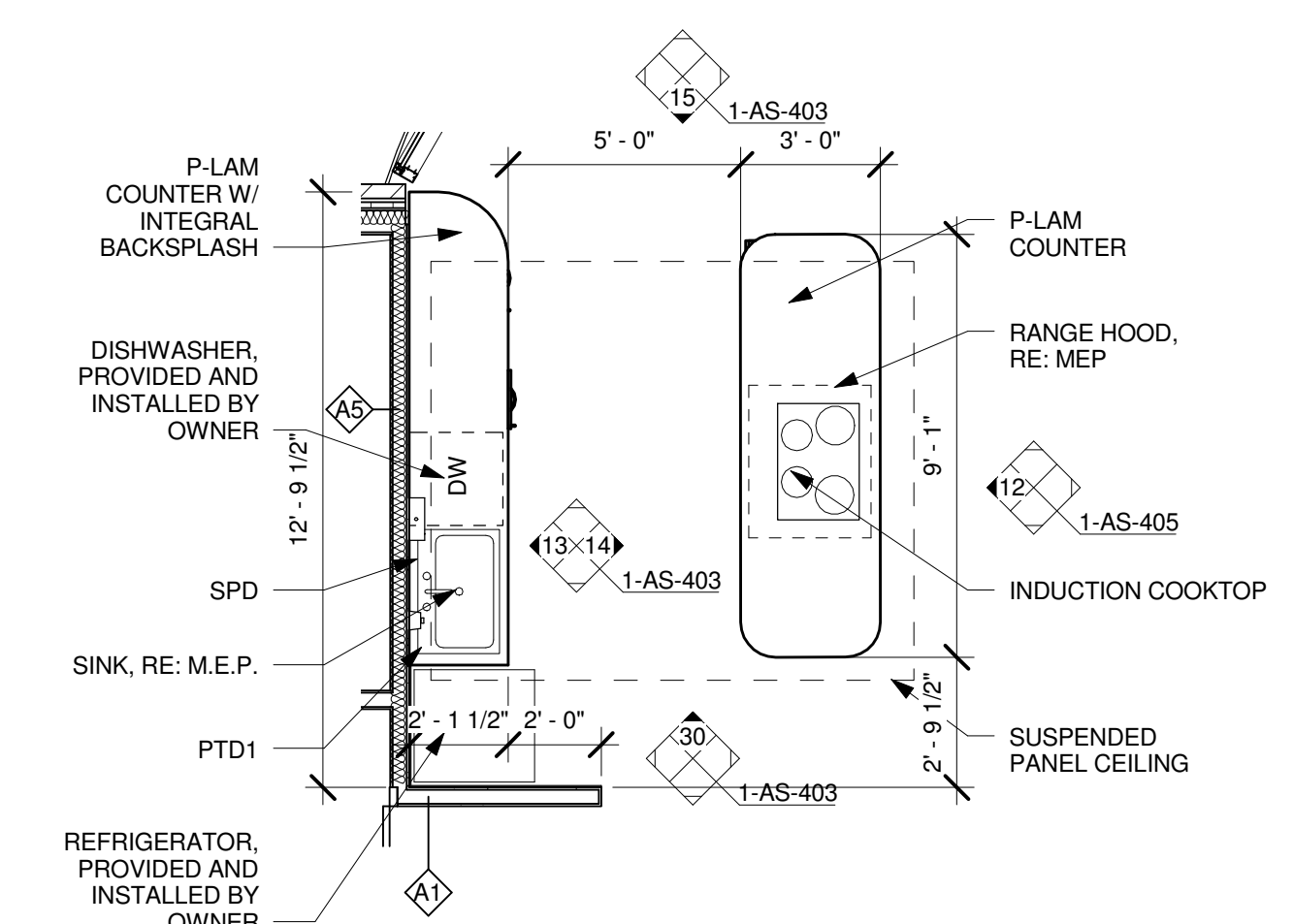
5 ENLARGED PLAN - CONCIERGE DESK 122
SCALE: 1/4" = 1'-0"



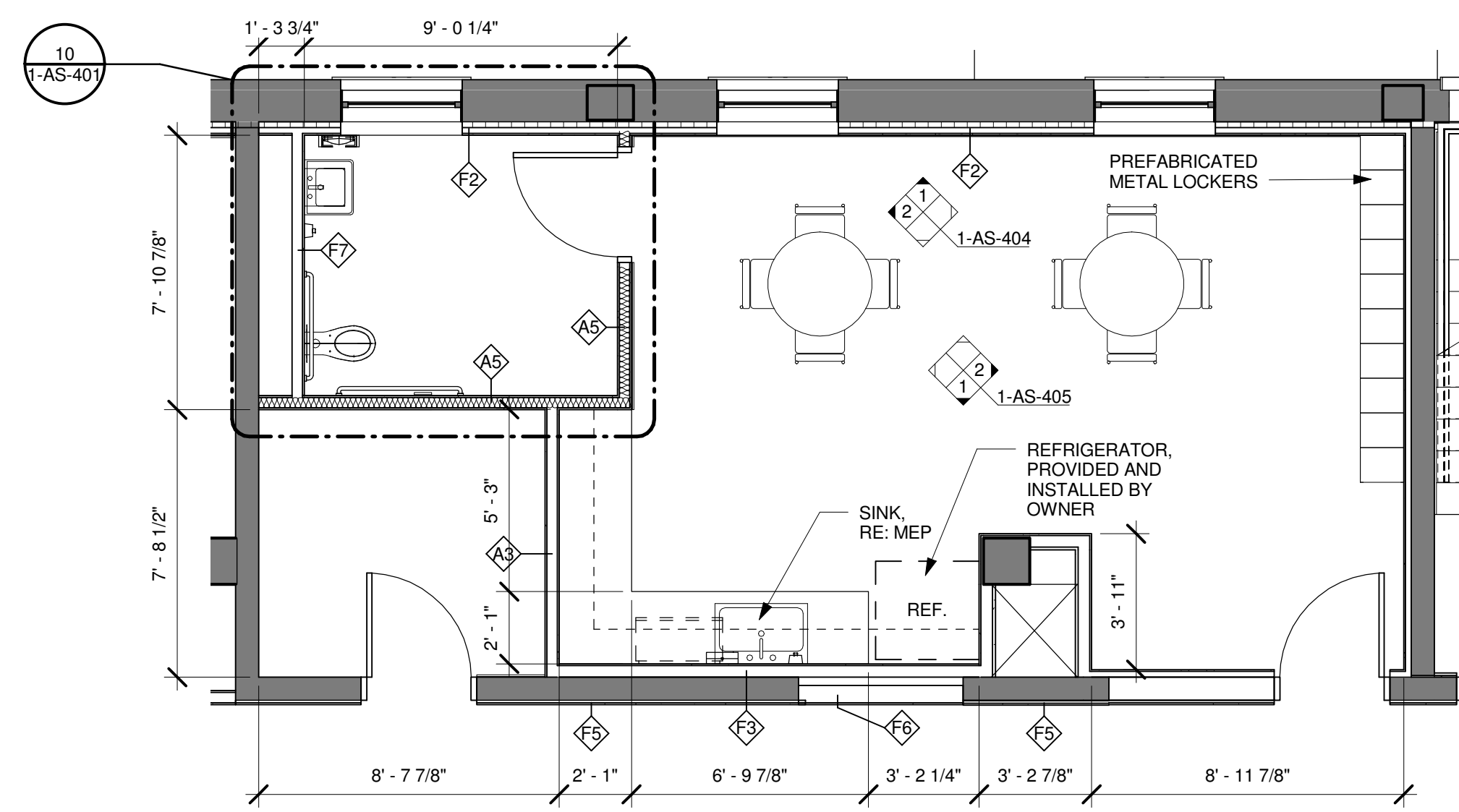
6 ENLARGED PLAN - TECHNICIAN 126
SCALE: 1/4" = 1'-0"



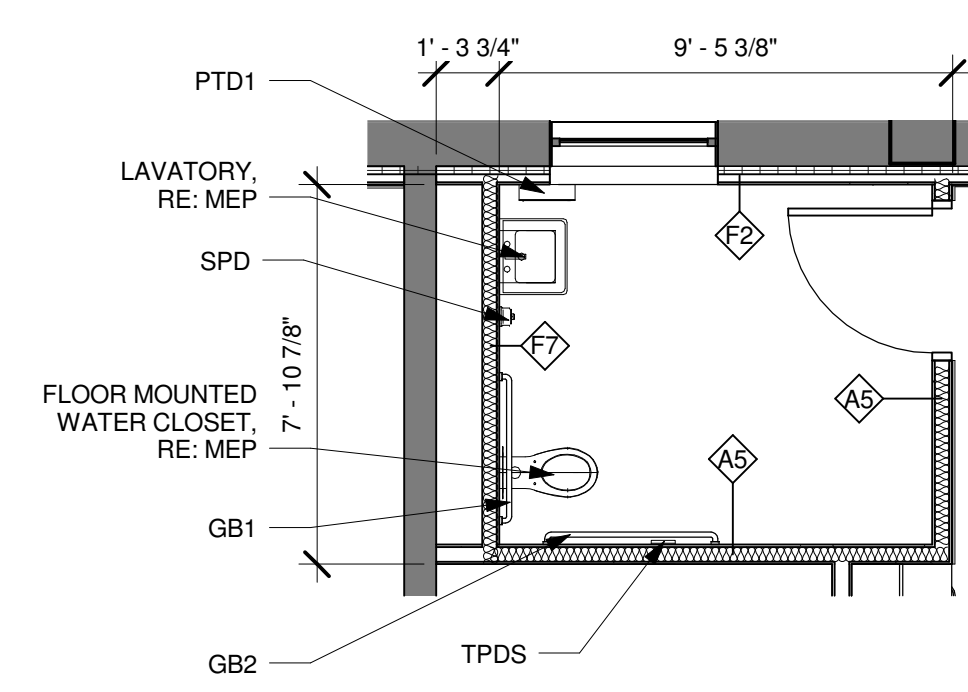
7 ENLARGED PLAN - TOILETS
SCALE: 1/4" = 1'-0"



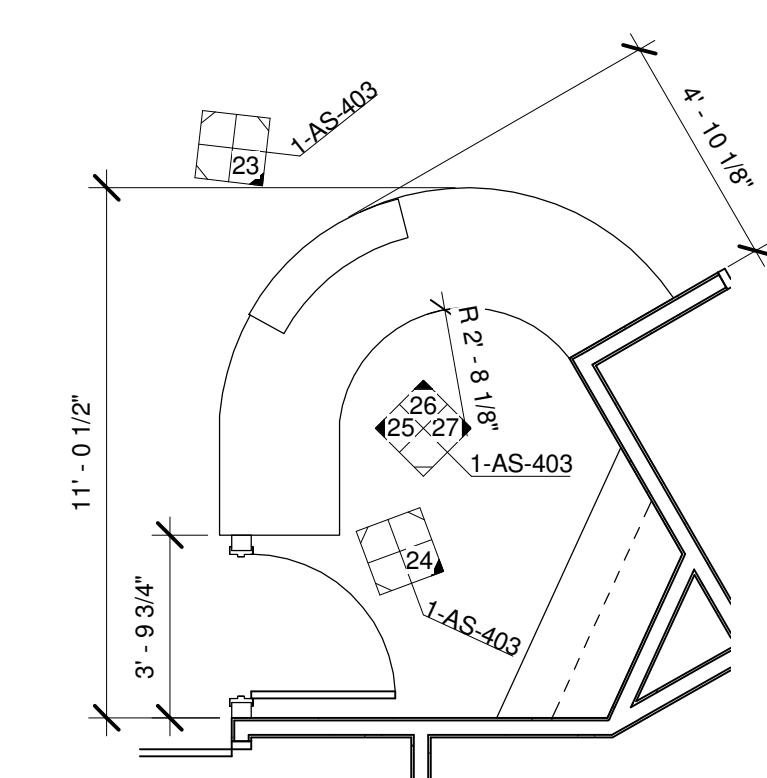
8 ENLARGED PLAN - TRAINING KITCHEN 153
SCALE: 1/4" = 1'-0"



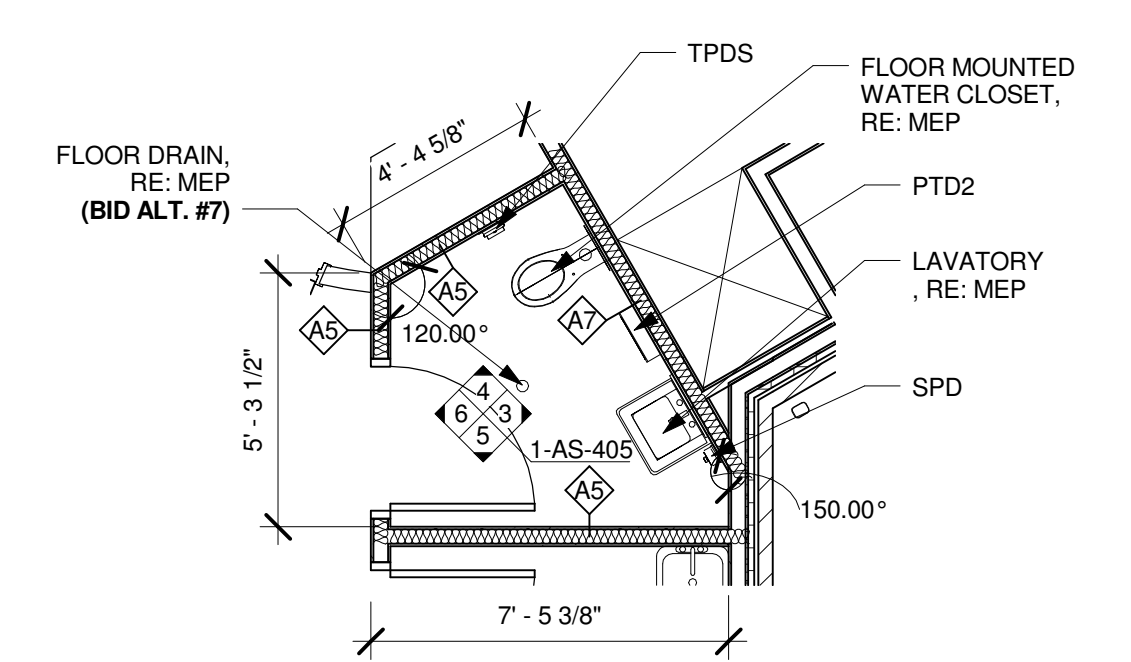
9 ENLARGED PLAN - STAFF LOUNGE 202
SCALE: 1/4" = 1'-0"



10 ENLARGED PLAN - STAFF TOILET 203
SCALE: 1/4" = 1'-0"




11 ENLARGED PLAN - TECHNICIAN 212
SCALE: 1/4" = 1'-0"



12 ENLARGED PLAN - TOILET 126A
SCALE: 1/4" = 1'-0"

Revisions table with columns for Revisions and Date.



CONSULTANTS: Terracon, Peaks to Plains Design, Great West engineering, H2B, INC., SSR Smith Seckman Road, INC.

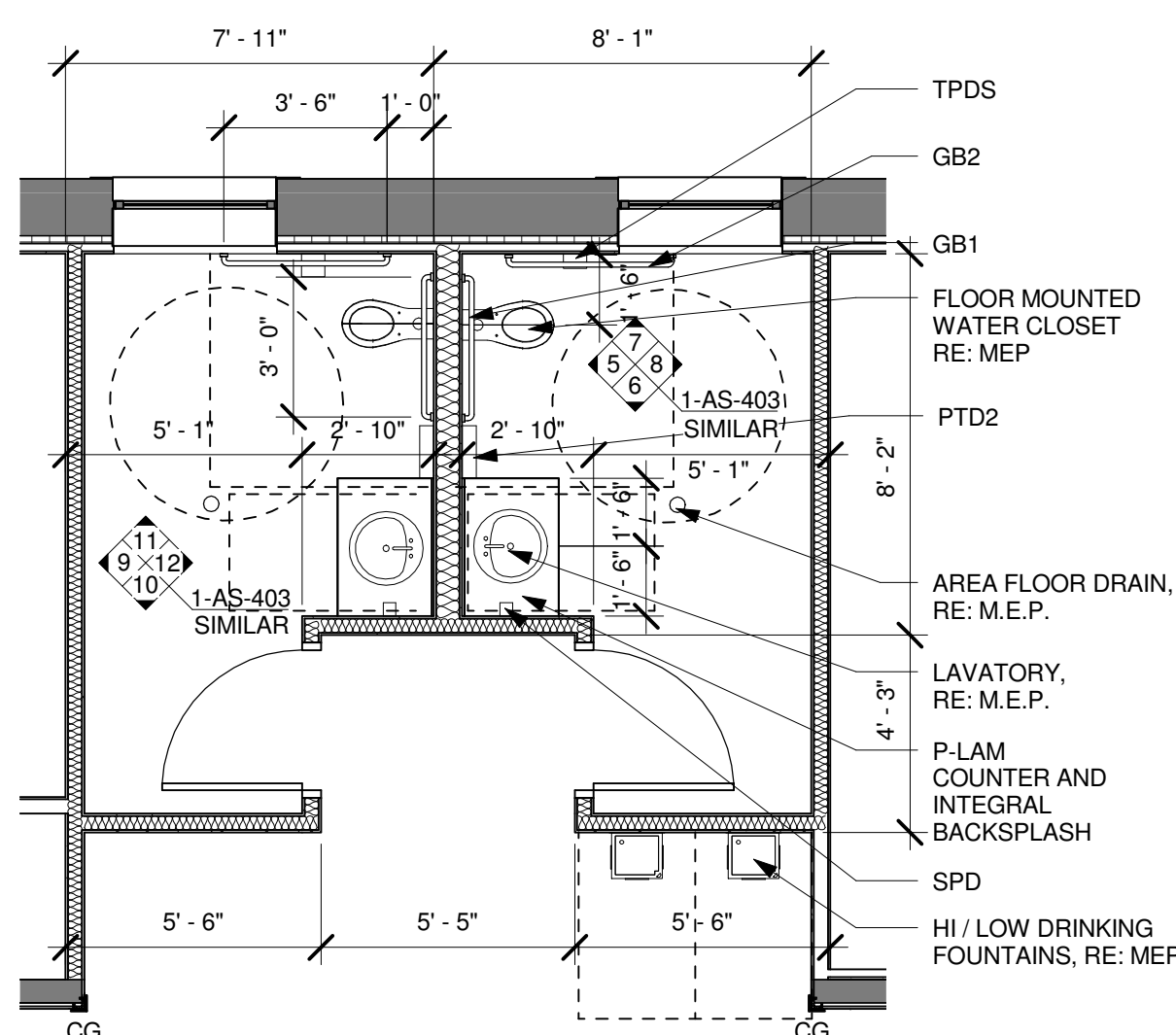
ARCHITECT/ENGINEERS: COX DESIGN ASSOCIATES. ARCHITECTURE PLANNING INTERIORS. Austin, Texas 78746.

Approval table with columns for Chief of MH, Chief of FMS, Director, and Assoc. Director.

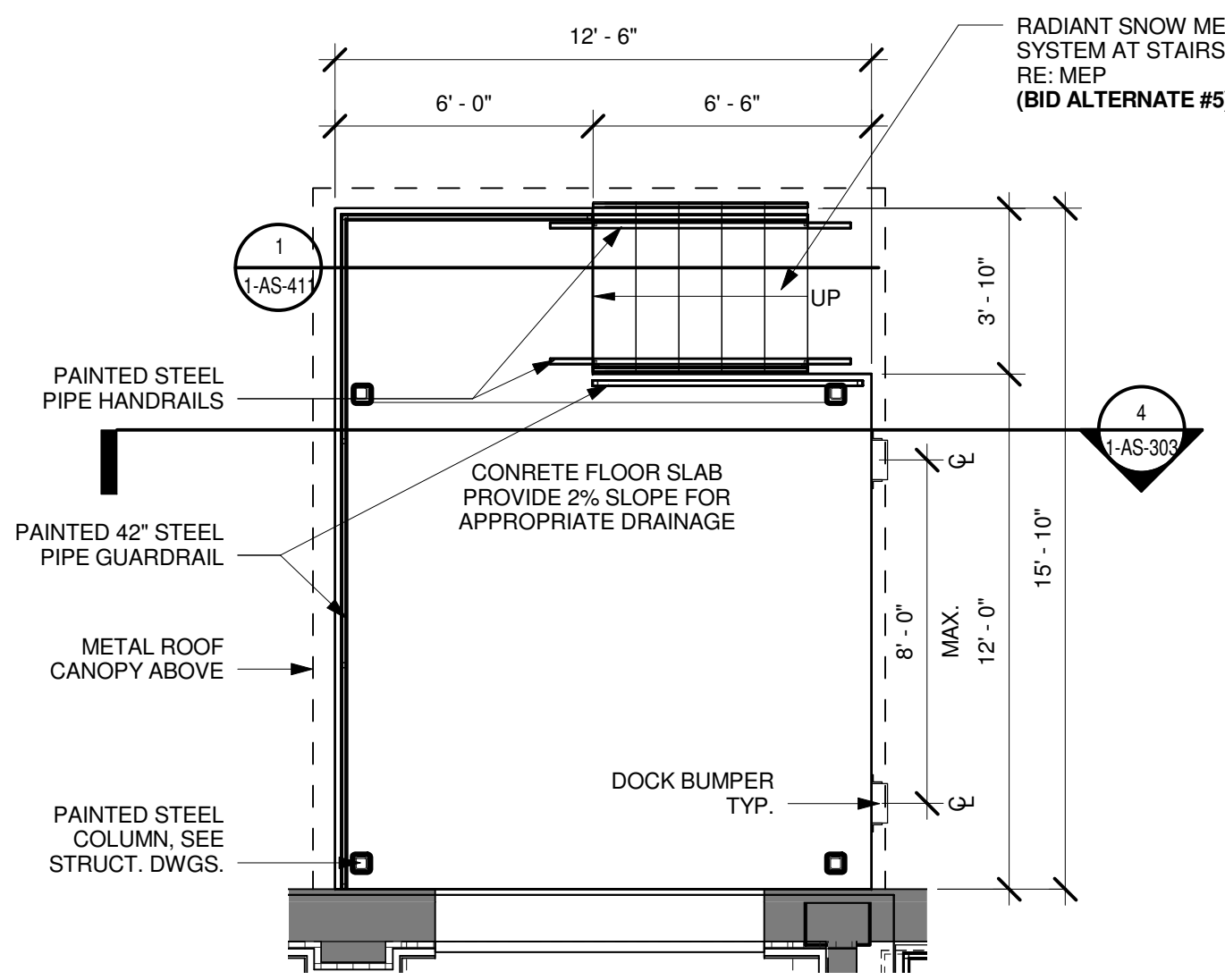
Drawing Title: ENLARGED PLANS. Location: VAMC SHERIDAN WY 1898 FORT ROAD SHERIDAN, WY 82801.

Project Name: EXPAND DOMICILIARY BUILDING 64. Project Number: 666-309. Date: 13 MAR. 2015. Drawing Number: 1-AS-401.

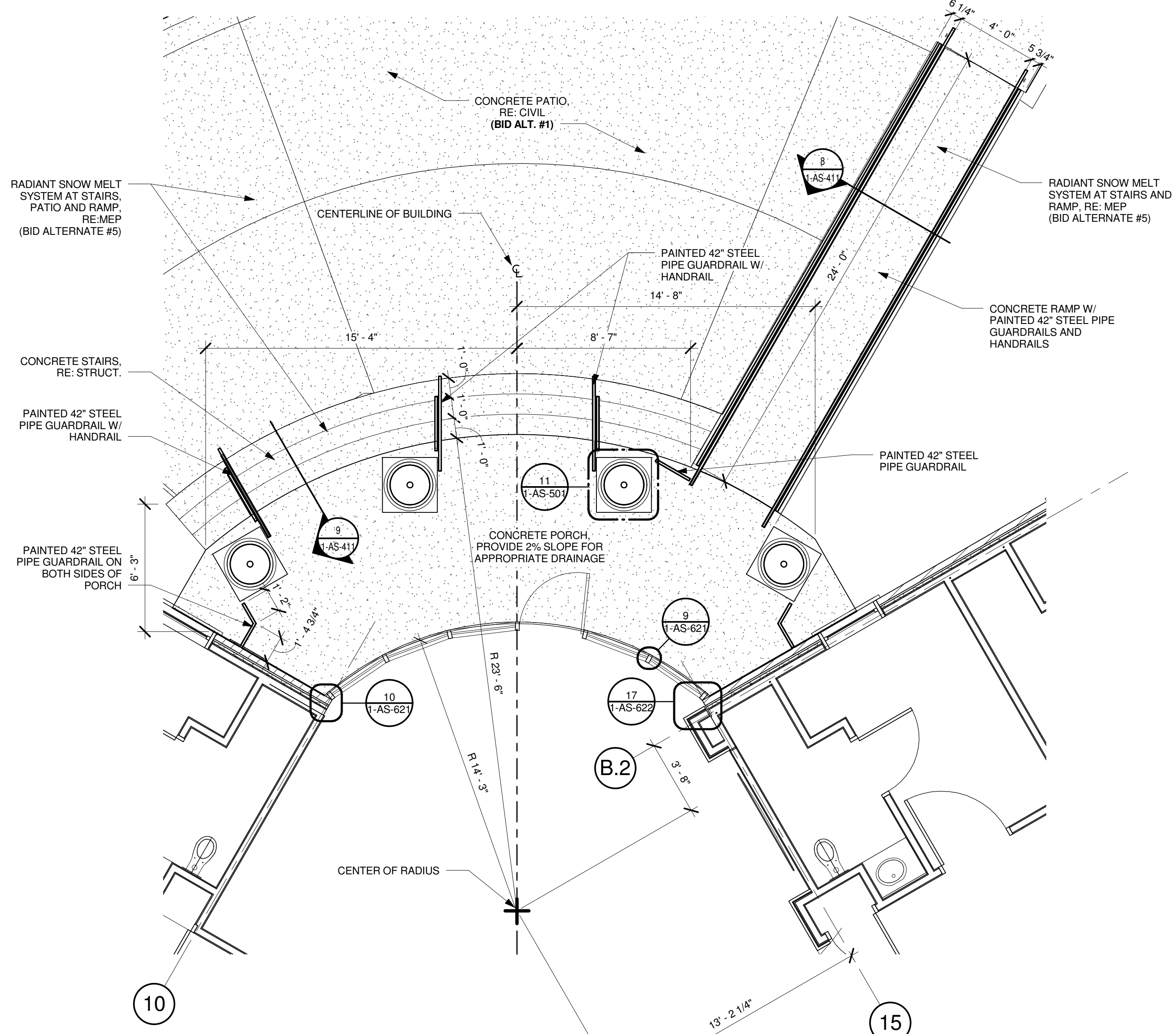
Office of Construction and Facilities Management logo.



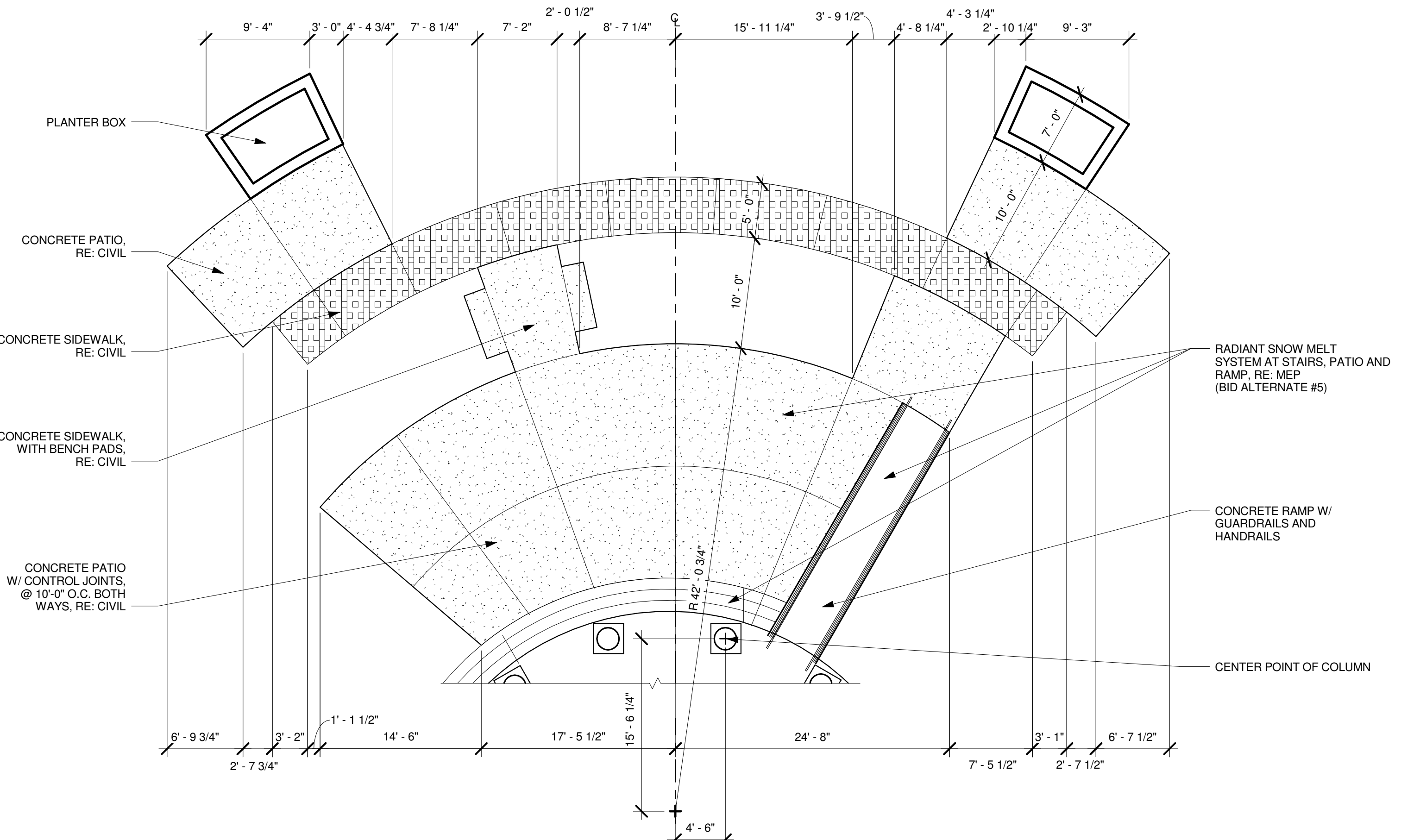
1 ENLARGED PLAN - TOILETS
SCALE: 1/4" = 1'-0"



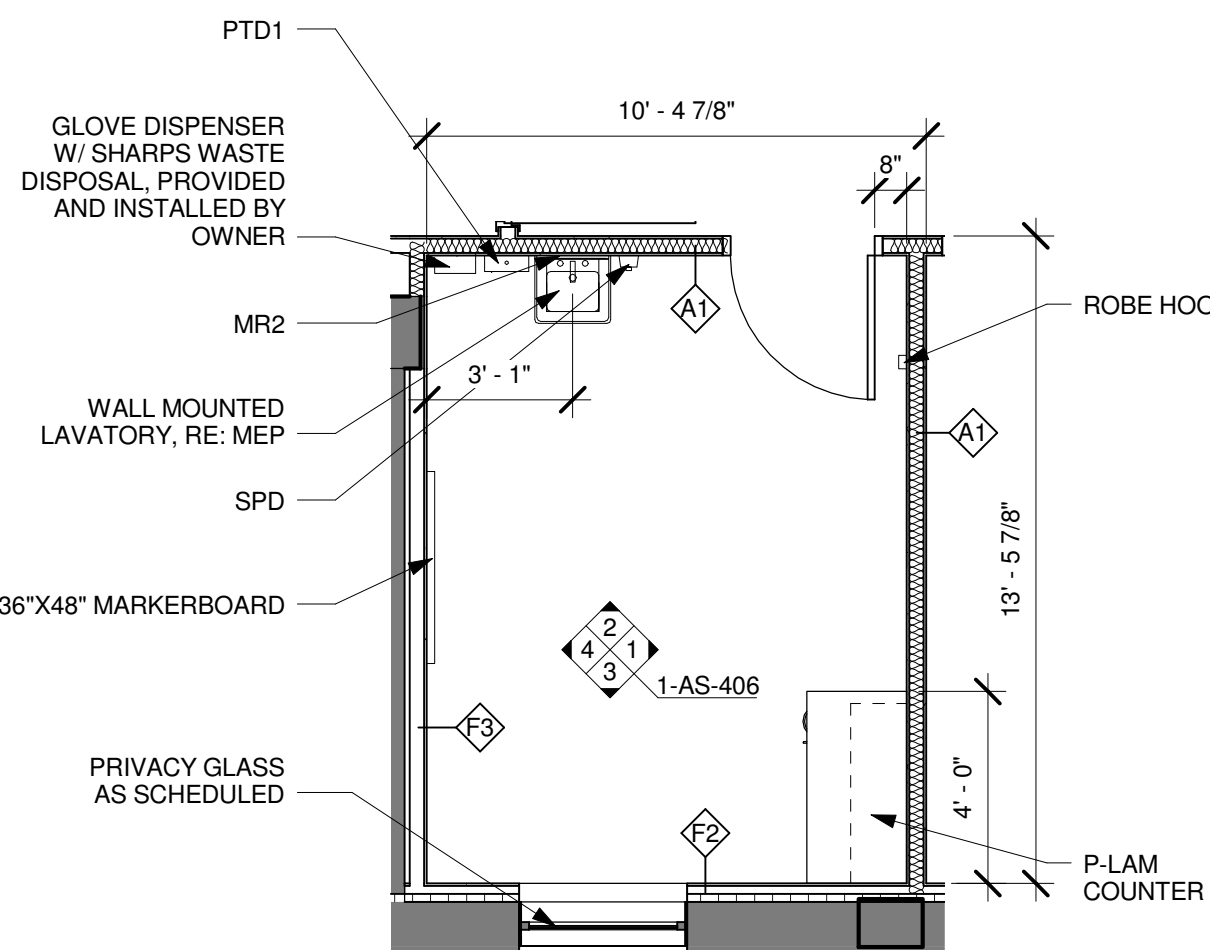
2 ENLARGED PLAN - LOADING DOCK
SCALE: 1/4" = 1'-0"



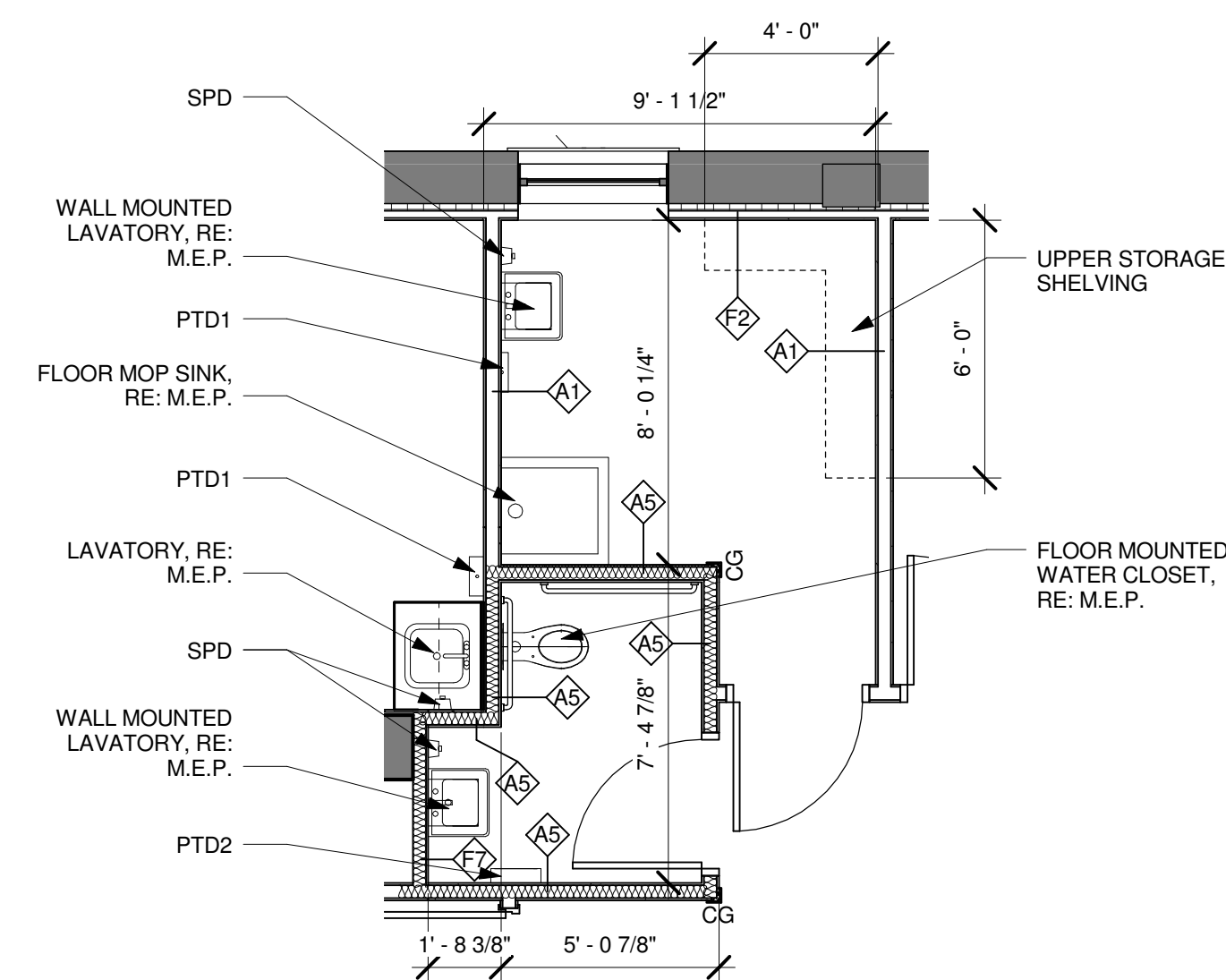
3 ENLARGED PLAN - BACK PORCH
SCALE: 1/4" = 1'-0"



5 ENLARGED PLAN - REAR PATIO (BID ALT. #1)
SCALE: 1/8" = 1'-0"




4 ENLARGED PLAN - EXAM 123
SCALE: 1/4" = 1'-0"



6 ENLARGED PLAN - TOILET 164 / SOILED UTILITY 116
SCALE: 1/4" = 1'-0"

BUILDING IS FULLY SPRINKLERED

Revisions:	Date:



CONSULTANTS:

Terracon Consulting Engineers & Scientists

Peaks to Plains Design

Great West engineering

H2B, INC.
Texas Firm Registration No. 8856
1225 N Loop W, Suite 900
HOUSTON, TX 77008
713.864.2900

SSR Smith Seckman Reid, Inc.
7995 East Prineas Avenue, Suite 104-E
Greenwood Village, CO 80111
(303) 778-1222
FAX: (303) 694-9144
www.ssr-inc.com

ARCHITECT/ENGINEERS:

COX DESIGN ASSOCIATES

ARCHITECTURE PLANNING INTERIORS

Austin 5121 Bee Caves Road, Suite 203 Austin, Texas 78746 T:312-698-3380 F:312-454-9439 coxdesign@austin.rr.com

Chicago 345 N. Canal St. Suite 701 Chicago, IL 60605 T:312-698-3380 F:312-327-7679 bcoc@coxldt.com

Approved: Chief of MH	Approved: Chief of FMS
Date:	Date:
Approved: Director	Approved: Assoc. Director
Date:	Date:

Drawing Title
ENLARGED PLANS

Location
**VAMC SHERIDAN WY
1898 FORT ROAD
SHERIDAN, WY 82801**

Project Name EXPAND DOMICILIARY BUILDING 64			Project Number 666-309
Building Number 64			Date 13 MAR. 2015
Checked RHC	Drawn MAG	Drawing Number 1-AS-402	
Dwg. of			

Office of Construction and Facilities Management

three quarters inch = one foot
 one half inch = one foot
 one quarter inch = one foot
 one eighth inch = one foot

1 LAUNDRY 110 WEST
SCALE: 1/4" = 1'-0"

2 LAUNDRY 110 SOUTH
SCALE: 1/4" = 1'-0"

3 LAUNDRY 110 NORTH
SCALE: 1/4" = 1'-0"

4 LAUNDRY 110 EAST
SCALE: 1/4" = 1'-0"

5 TOILET 109 WEST
SCALE: 1/4" = 1'-0"

6 TOILET 109 SOUTH
SCALE: 1/4" = 1'-0"

7 TOILET 109 NORTH
SCALE: 1/4" = 1'-0"

8 TOILET 109 EAST
SCALE: 1/4" = 1'-0"

9 TOILET 108 WEST
SCALE: 1/4" = 1'-0"

10 TOILET 108 SOUTH
SCALE: 1/4" = 1'-0"

11 TOILET 108 NORTH
SCALE: 1/4" = 1'-0"

12 TOILET 108 EAST
SCALE: 1/4" = 1'-0"

13 TRAINING KITCHEN 153 WEST
SCALE: 1/4" = 1'-0"

14 TRAINING KITCHEN 153 EAST
SCALE: 1/4" = 1'-0"

15 TRAINING KITCHEN 153 SOUTH
SCALE: 1/4" = 1'-0"

16 TECHNICIAN 126 SOUTH
SCALE: 1/4" = 1'-0"

17 TECHNICIAN 126 WEST
SCALE: 1/4" = 1'-0"

18 TECHNICIAN 126 NORTH
SCALE: 1/4" = 1'-0"

19 TECHNICIAN 126 EAST
SCALE: 1/4" = 1'-0"

20 CONCIERGE DESK 122 NORTHEAST
SCALE: 1/4" = 1'-0"

21 CONCIERGE DESK 122 SOUTH
SCALE: 1/4" = 1'-0"

22 CONCIERGE DESK 122 WEST
SCALE: 1/4" = 1'-0"

23 TECHNICIAN 212 SOUTHEAST
SCALE: 1/4" = 1'-0"

24 TECHNICIAN 212 SOUTH
SCALE: 1/4" = 1'-0"

25 TECHNICIAN 212 WEST
SCALE: 1/4" = 1'-0"

26 TECHNICIAN 212 NORTH
SCALE: 1/4" = 1'-0"

27 TECHNICIAN 212 EAST
SCALE: 1/4" = 1'-0"

28 RESIDENTS LOBBY @ ELEVATOR
SCALE: 1/4" = 1'-0"

29 TV LOUNGE EAST
SCALE: 1/4" = 1'-0"

30 TRAINING KITCHEN 153 NORTH
SCALE: 1/4" = 1'-0"

- ### GENERAL SHEET NOTES
- SEE PROJECT FINISH REFERENCE, SHEET 1-AS630 FOR FINISHES, MATERIALS, AND COLORS FOR: WALLS, DOOR, WALL PROTECTION DEVICES, HANDRAILS, BASE, TILE, AND GROUT.
 - REFER TO SHEET 1-AS801 FOR ALL MOUNTING HEIGHTS
 - REFER TO SHEET 1-AS701 FOR MILLWORK
 - HANDRAIL TO BE NO LESS THAN 13-7/8" IN LENGTH.
 - INSTALL EQUIPMENT AND PLUMBING PER MANUFACTURER'S RECOMMENDATIONS.
 - PROVIDE BACKING PLATE AS NECESSARY FOR INSTALLATION OF ALL WALL HUNG ITEMS
 - BULLNOSE TILE FOR WAINSCOT TOP AND CORNERS.
 - TILE WAINSCOT TO HAVE COVEBASE TILE.
 - ALL CABINETS TO HAVE LOCKABLE HARDWARE WITH UNIVERSAL KEY.
 - REFERENCE MEP PLANS FOR WALL OUTLET TYPES AND LOCATIONS.
 - PROVIDE FILLER PANEL AND KICK PLATE FOR ANY REMAINING SPACE BETWEEN MILLWORK AND/OR WALL.
 - WOOD GRAIN TO RUN IN A VERTICAL DIRECTION.
 - PROVIDE GROMMET AT ALL ELECTRICAL AND COMMUNICATIONS OUTLETS.

- ### ABBREVIATIONS:
- BCS - BABY CHANGING STATION
 - GB1 - GRAB BAR 36", MUST EXTEND 12" MIN. TO ONE SIDE OF TOILET CENTERLINE
 - GB2 - GRAB BAR 42", 12" MAX. FROM ADJACENT WALL
 - GB3 - GRAB BAR 18", 6" MAX. FROM ADJACENT WALL
 - GB4 - GRAB BAR 24", 6" MAX. FROM ADJACENT WALL, CENTERED ON TOILET WHERE APPLICABLE
 - GB5 - GRAB BAR 30", 6" MAX FROM ADJACENT WALL
 - SCR - SHOWER CURTAIN ROD
 - SPD - WALL MOUNTED SOAP DISPENSER
 - MR1 - WALL MOUNTED MIRROR 24" X 40"
 - MR2 - WALL MOUNTED MIRROR 18" X 30"
 - PTD1 - WALL MOUNTED PAPER TOWEL DISPENSER
 - PTD2 - WALL MOUNTED PAPER TOWEL DISPENSER / TRASH COMBINATION
 - TPDS - RECESSED TOILET PAPER DISPENSER

EQUIPMENT ITEMS				
INSTALLED ITEM	OWNER FURNISHED CONTRACTOR INSTALLED	OWNER FURNISHED OWNER INSTALLED	CONTRACTOR FURNISHED CONTRACTOR INSTALLED	COMMENT
SOAP DISPENSERS	X			
HAND SANITIZER DISPENSERS		X		
LOTION DISPENSERS		X		
PAPER TOWEL DISPENSERS	X			
TV WALL MOUNTS	X			
MARKERBOARDS			X	
DISHWASHER		X		
OVEN	X			
COOKTOP	X			
MICROWAVE		X		
WASHING MACHINES		X		
DRYERS		X		
BED BUG OVEN		X		
REFRIGERATORS, FULL SIZE		X		
REFRIGERATORS, COMPACT		X		
TOWEL HOOKS			X	
TOILET PAPER DISPENSERS			X	
BABY CHANGING STATIONS			X	
MIRRORS			X	

BUILDING IS FULLY SPRINKLERED

<p>Revisions:</p> <p>Date: 13 MAR. 2015</p>	<p>CONSULTANTS:</p> <p>Terracon Consulting Engineers & Scientists</p> <p>Peaks to Plains Design</p> <p>Great West engineering</p> <p>H2B, INC. Texas Firm Registration No. 8856 1225 N Loop W, Suite 900 HOUSTON, TX 77008 713.864.2900</p> <p>SSR Smith Stockman Road, Inc. 7095 East Prentice Avenue, Suite 104-E Greenwood Village, CO 80111 (303) 778-1222 FAX: (303) 694-9144 www.ssr-inc.com</p>	<p>ARCHITECT/ENGINEERS:</p> <p>COX DESIGN ASSOCIATES</p> <p>ARCHITECTURE PLANNING INTERIORS</p> <p>Austin 5121 Bee Caves Road, Suite 203 Chicago 345 N. Canal St. Suite 701 Austin, Texas 78746 T:312-698-3880 F:312-454-9439 F:312-327-7679 coxdesign@austin.rr.com</p>	<p>Approved: Chief of MH Date: _____</p> <p>Approved: Chief of FMS Date: _____</p> <p>Approved: Director Date: _____</p> <p>Approved: Assoc. Director Date: _____</p>	<p>Drawing Title: INTERIOR ELEVATIONS</p> <p>Location: VAMC SHERIDAN WY 1898 FORT ROAD SHERIDAN, WY 82801</p>	<p>Project Name: EXPAND DOMICILIARY BUILDING 64</p> <p>Project Number: 666-309</p> <p>Date: 13 MAR. 2015</p> <p>Drawing Number: 1-AS-403</p> <p>Dwg. of _____</p>	<p>Office of Construction and Facilities Management</p>
---	--	--	---	---	--	---

GENERAL SHEET NOTES

- SEE PROJECT FINISH REFERENCE, SHEET 1-AS630 FOR FINISHES, MATERIALS, AND COLORS FOR: WALLS, DOOR, WALL PROTECTION DEVICES, HANDRAILS, BASE, TILE, AND GROUT.
- REFER TO SHEET 1-AS801 FOR ALL MOUNTING HEIGHTS
- REFER TO SHEET 1-AS701 FOR MILLWORK
- HANDRAIL TO BE NO LESS THAN 13-7/8" IN LENGTH.
- INSTALL EQUIPMENT AND PLUMBING PER MANUFACTURER'S RECOMMENDATIONS.
- PROVIDE BACKING PLATE AS NECESSARY FOR INSTALLATION OF ALL WALL HUNG ITEMS
- BULLNOSE TILE FOR WAINSCOT TOP AND CORNERS.
- TILE WAINSCOT TO HAVE COVEBASE TILE.
- ALL CABINETS TO HAVE LOCKABLE HARDWARE WITH UNIVERSAL KEY.
- REFERENCE MEP PLANS FOR WALL OUTLET TYPES AND LOCATIONS.
- PROVIDE FILLER PANEL AND KICK PLATE FOR ANY REMAINING SPACE BETWEEN MILLWORK AND/OR WALL.
- WOOD GRAIN TO RUN IN A VERTICAL DIRECTION
- PROVIDE GROMMET AT ALL ELECTRICAL AND COMMUNICATIONS OUTLETS.

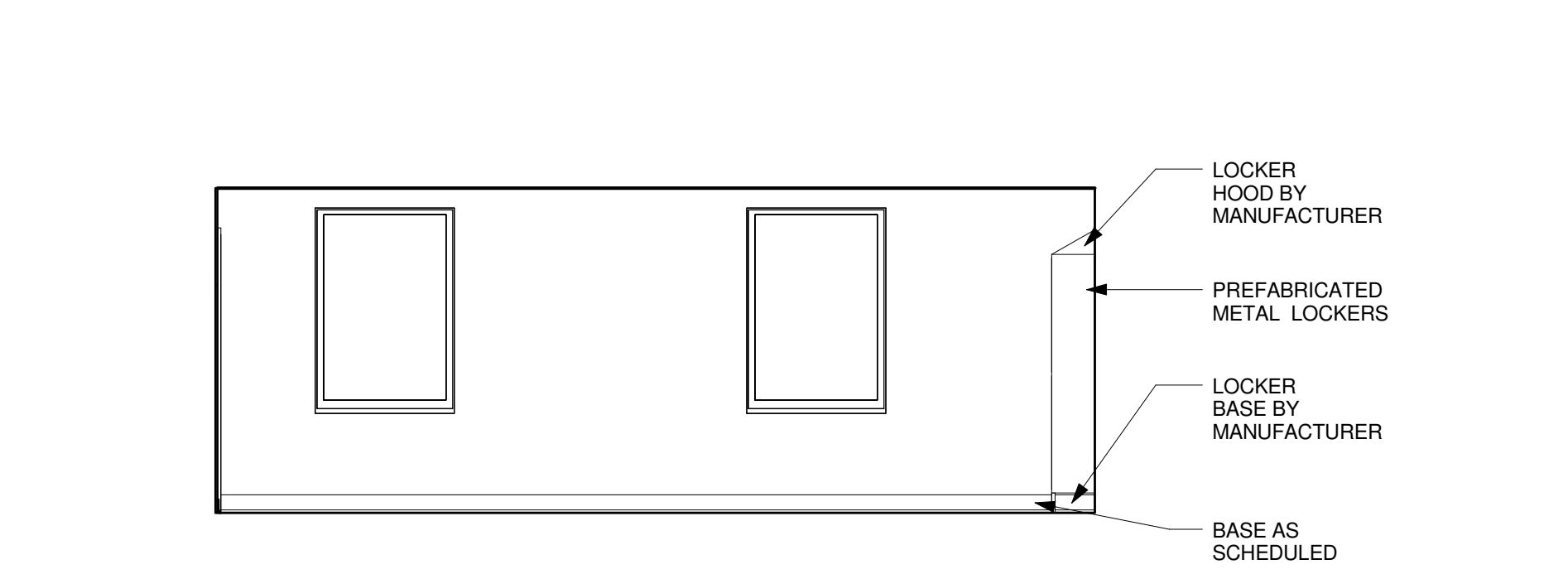
ABBREVIATIONS:

- BCS - BABY CHANGING STATION
- GB1 - GRAB BAR 36", MUST EXTEND 12" MIN. TO ONE SIDE OF TOILET CENTERLINE
- GB2 - GRAB BAR 42", 12" MAX. FROM ADJACENT WALL
- GB3 - GRAB BAR 18", 6" MAX. FROM ADJACENT WALL
- GB4 - GRAB BAR 24", 6" MAX. FROM ADJACENT WALL, CENTERED ON TOILET WHERE APPLICABLE
- GB5 - GRAB BAR 30", 6" MAX FROM ADJACENT WALL
- SCR - SHOWER CURTAIN ROD
- SPD - WALL MOUNTED SOAP DISPENSER
- MR1 - WALL MOUNTED MIRROR 24" X 40"
- MR2 - WALL MOUNTED MIRROR 18" X 30"
- PTD1 - WALL MOUNTED PAPER TOWEL DISPENSER
- PTD2 - WALL MOUNTED PAPER TOWEL DISPENSER / TRASH COMBINATION
- TPDS - RECESSED TOILET PAPER DISPENSER

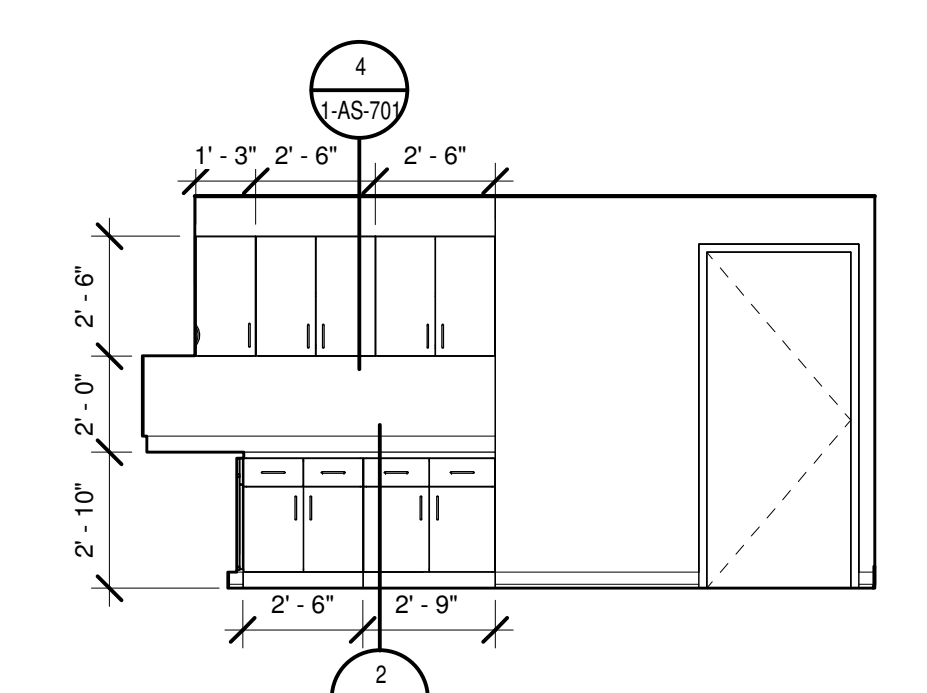
EQUIPMENT ITEMS

INSTALLED ITEM	OWNER FURNISHED CONTRACTOR INSTALLED	OWNER FURNISHED OWNER INSTALLED	CONTRACTOR FURNISHED CONTRACTOR INSTALLED	COMMENT
SOAP DISPENSERS	X			
HAND SANITIZER DISPENSERS		X		
LOTION DISPENSERS		X		
PAPER TOWEL DISPENSERS	X			
TV WALL MOUNTS	X			
MARKERBOARDS			X	
DISHWASHER		X		
OVEN	X			
COOKTOP	X			
MICROWAVE		X		
WASHING MACHINES		X		
DRYERS		X		
BED BUG OVEN		X		
REFRIGERATORS, FULL SIZE		X		
REFRIGERATORS, COMPACT		X		
TOWEL HOOKS			X	
TOILET PAPER DISPENSERS			X	
BABY CHANGING STATIONS			X	
MIRRORS			X	

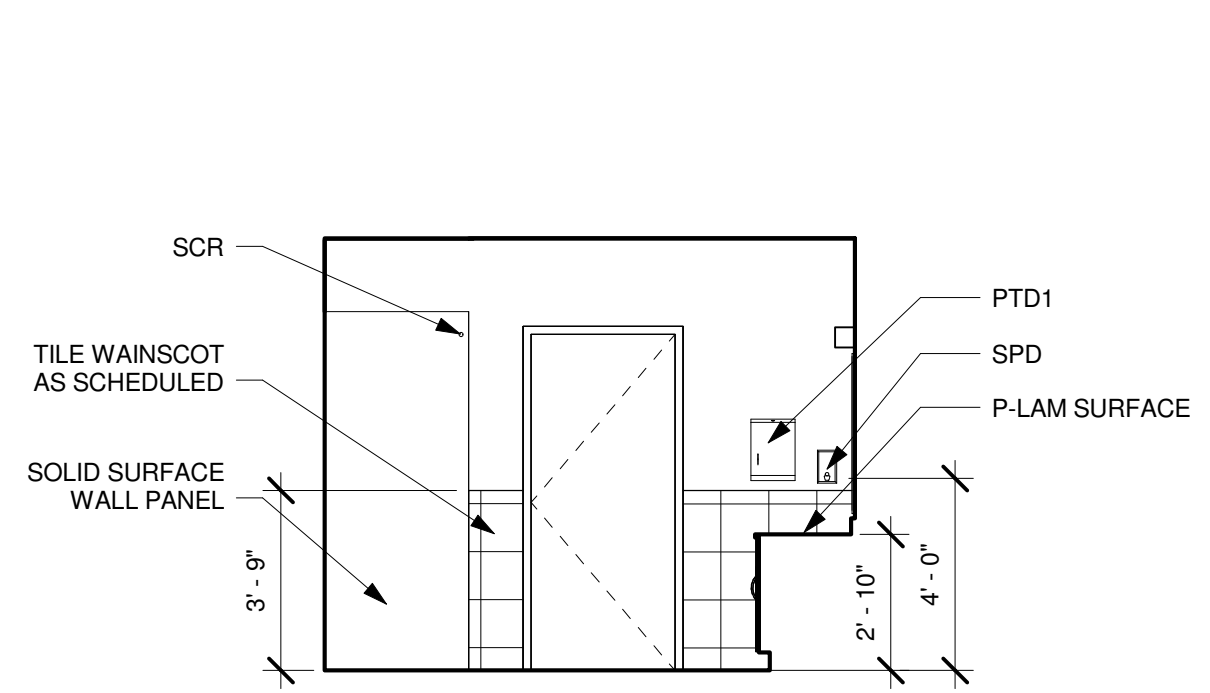
BUILDING IS FULLY SPRINKLERED



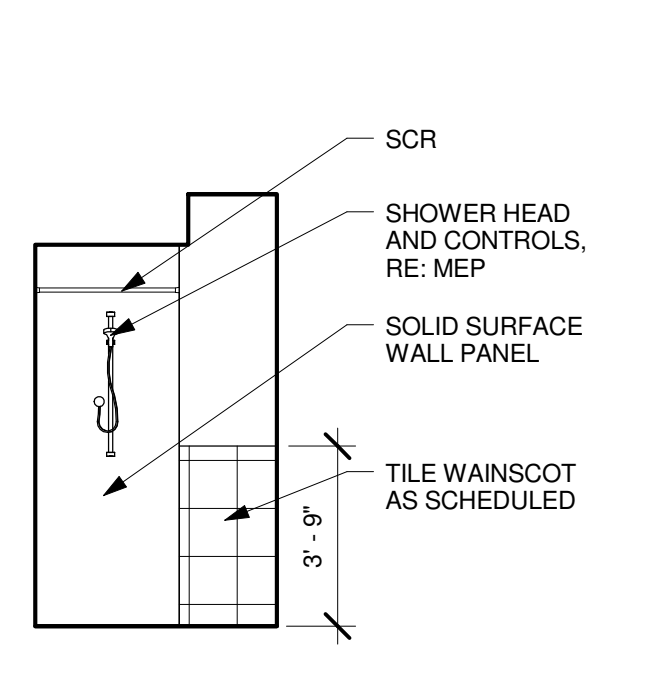
1 STAFF LOUNGE 202 NORTH
SCALE: 1/4" = 1'-0"



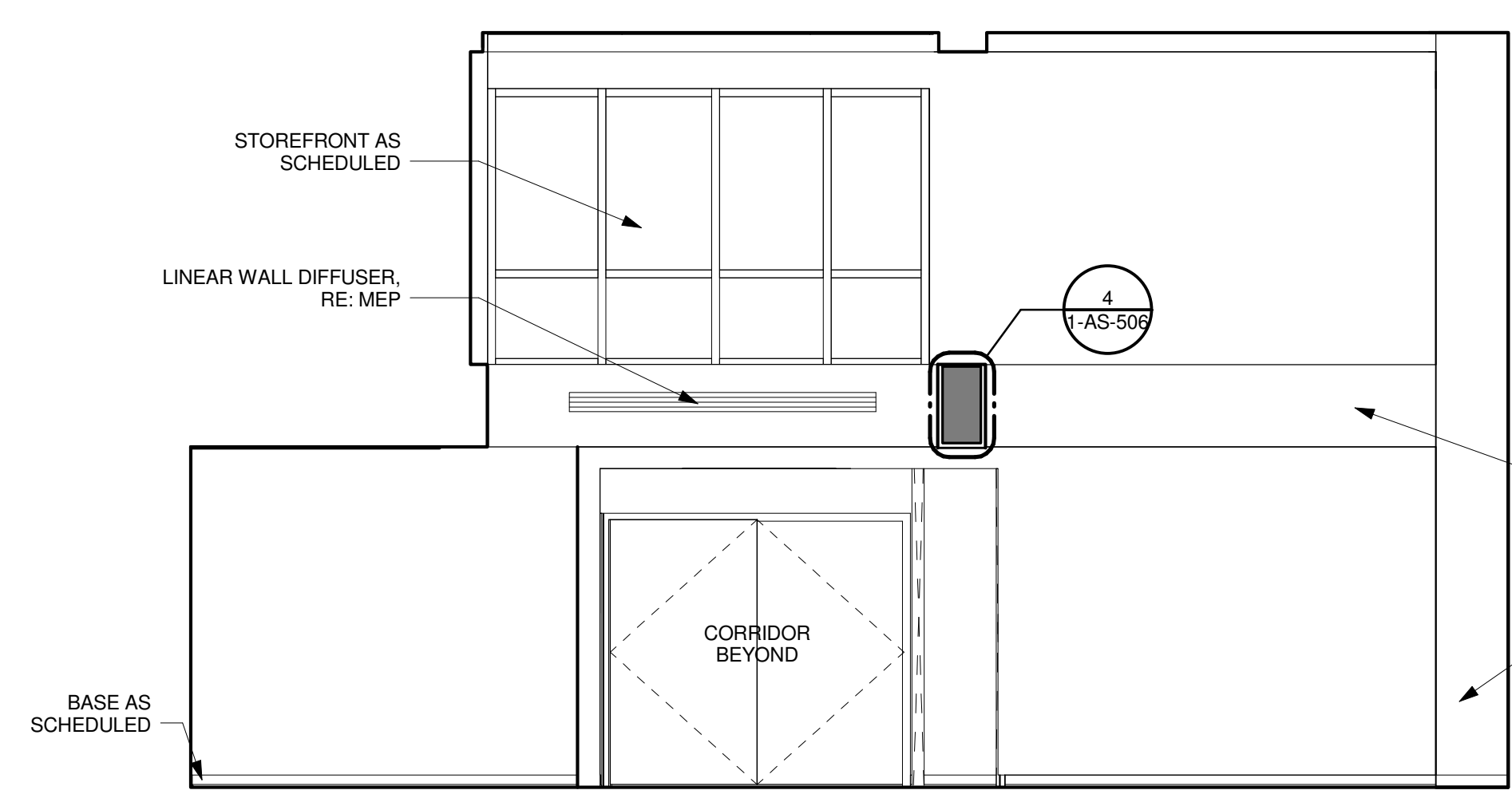
2 STAFF LOUNGE 202 EAST
SCALE: 1/4" = 1'-0"



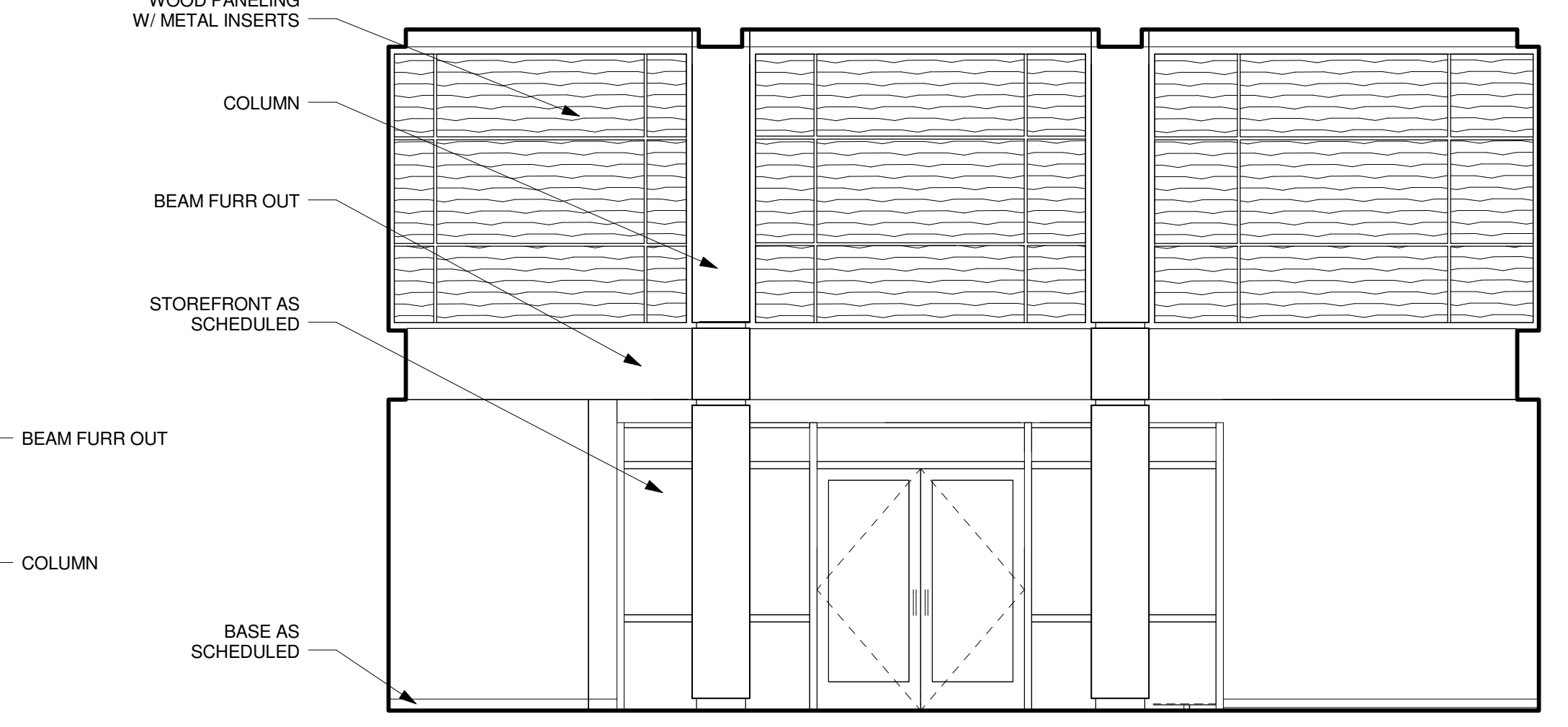
3 TYPICAL SEMI-PRIVATE BATH - NORTH
SCALE: 1/4" = 1'-0"



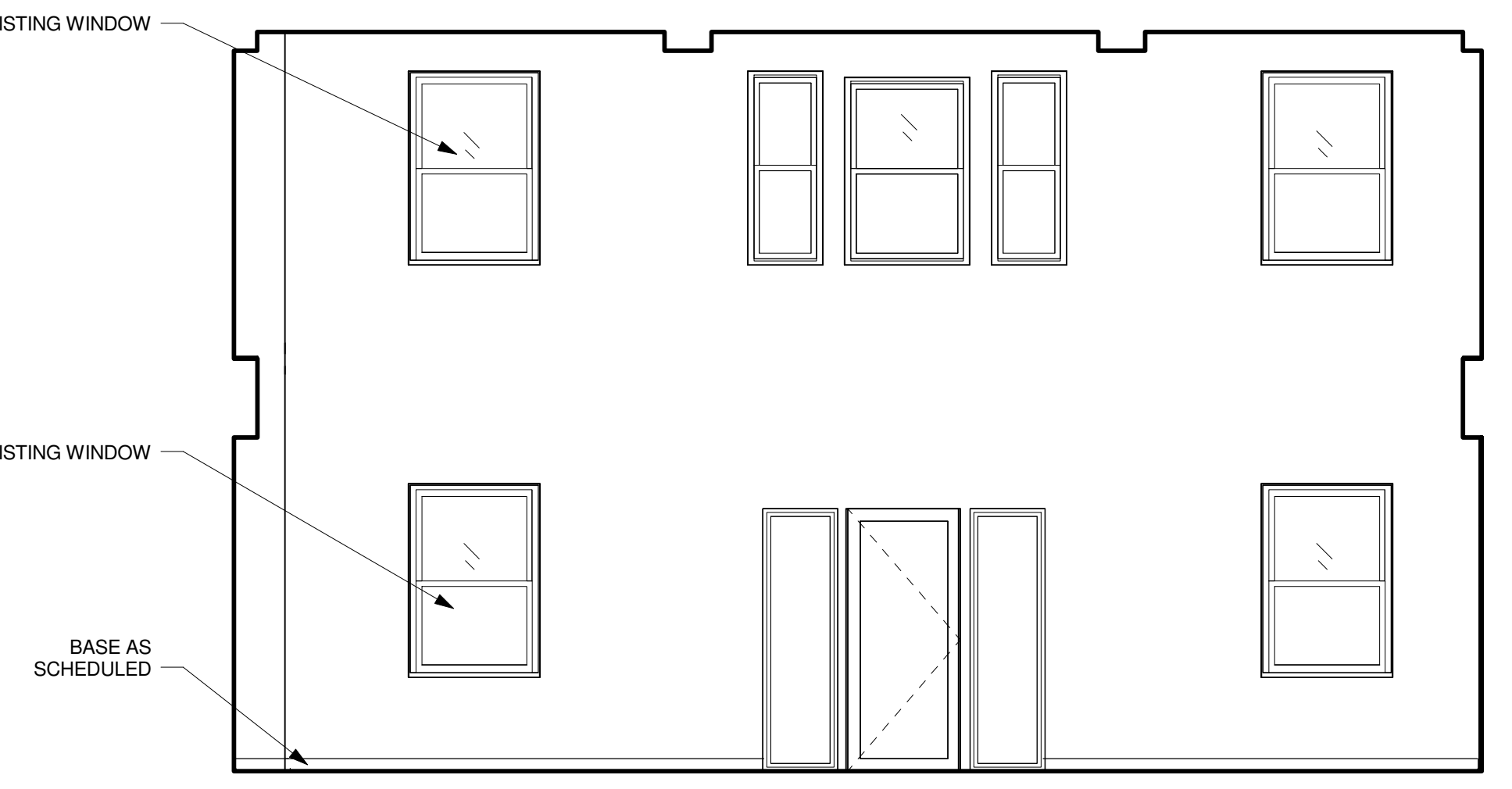
4 TYPICAL SEMI-PRIVATE BATH - WEST
SCALE: 1/4" = 1'-0"



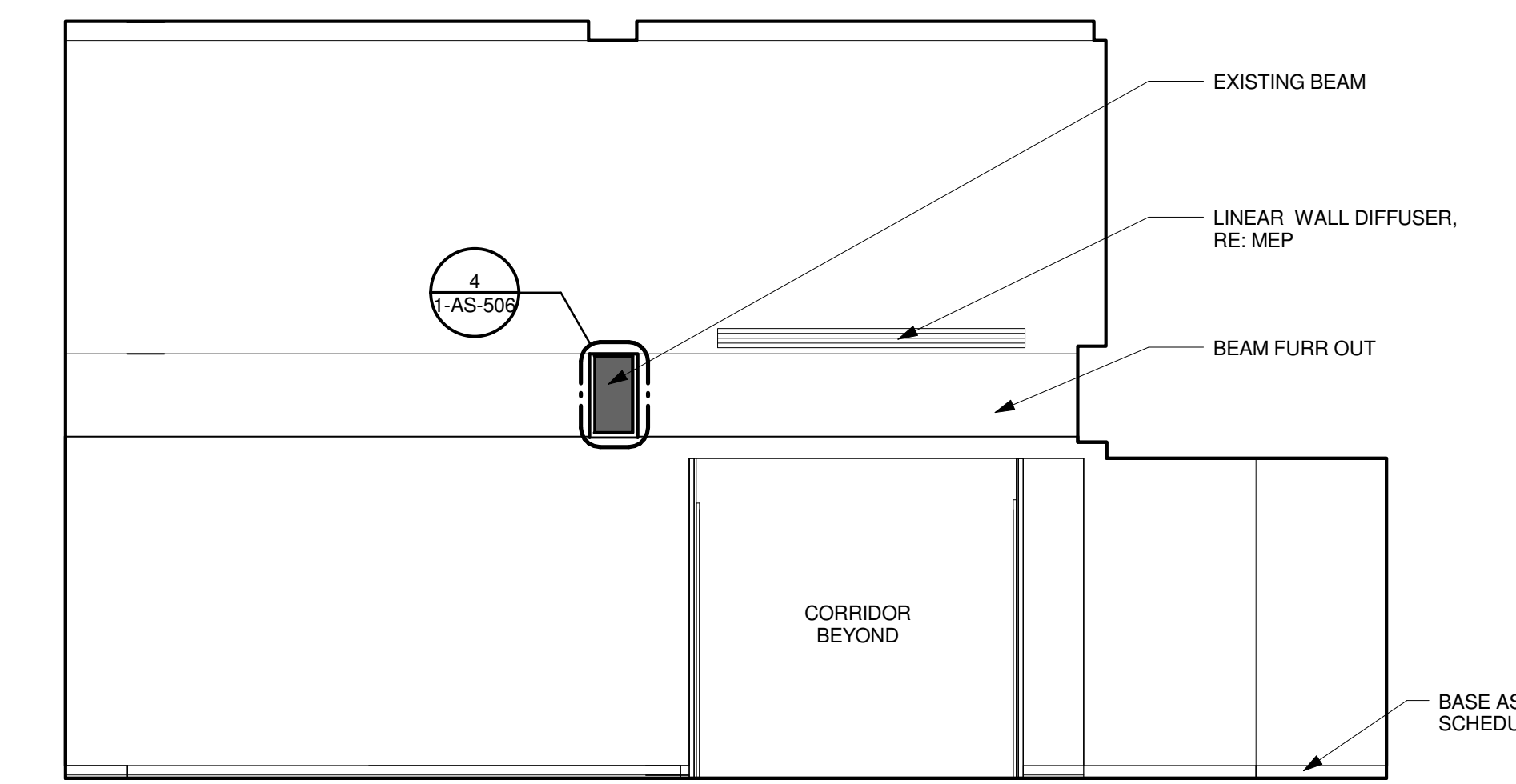
6 LOBBY 101 EAST
SCALE: 1/4" = 1'-0"



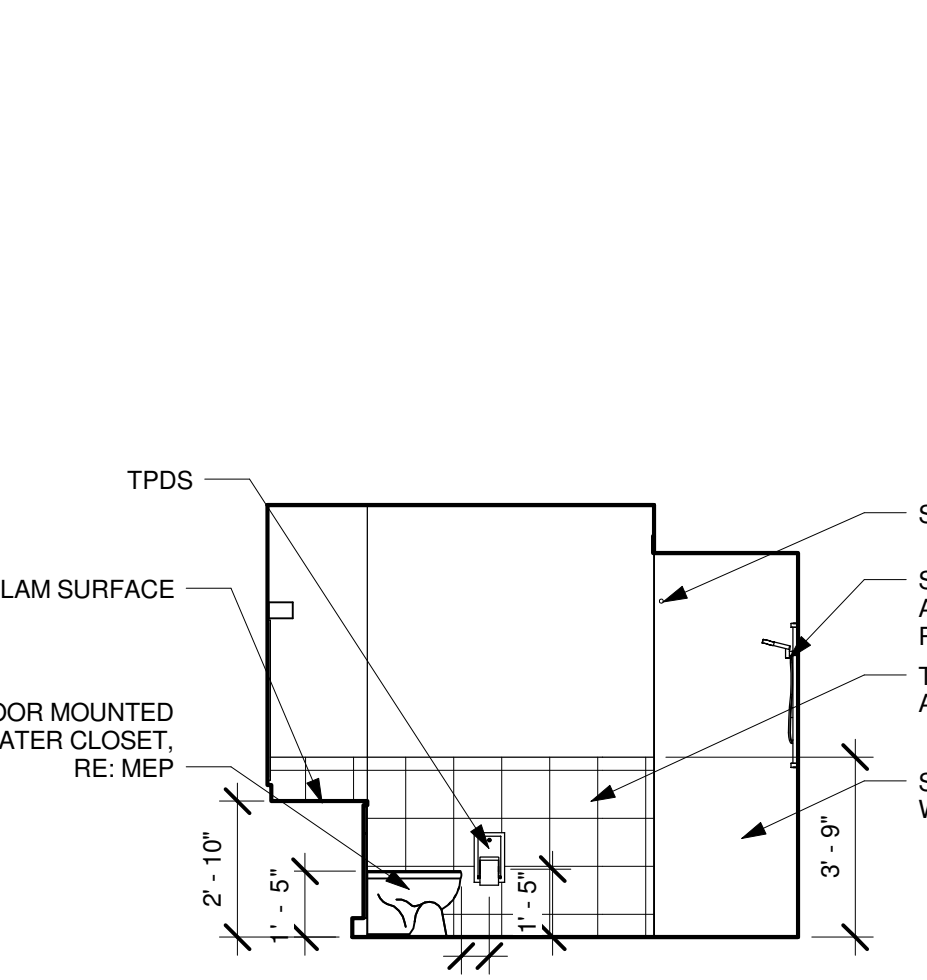
7 LOBBY 101 NORTH
SCALE: 1/4" = 1'-0"



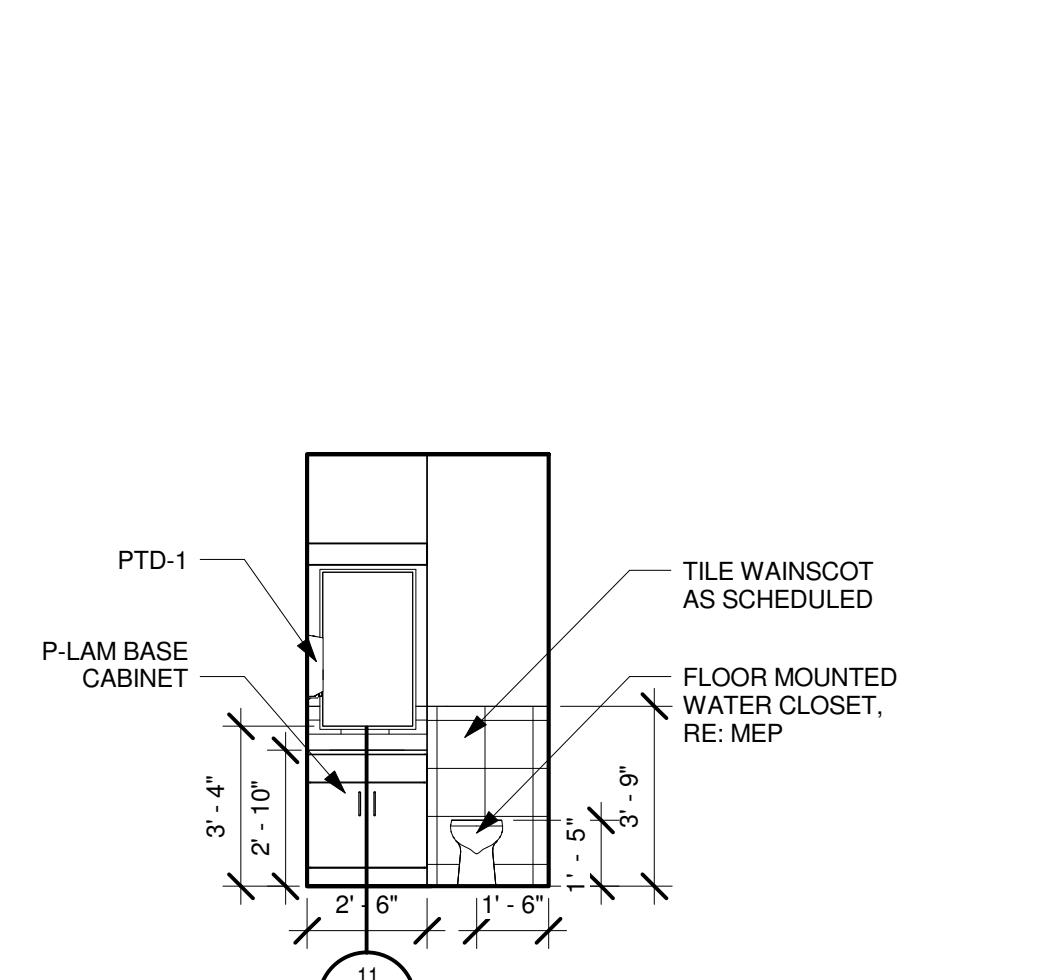
8 LOBBY 101 SOUTH
SCALE: 1/4" = 1'-0"



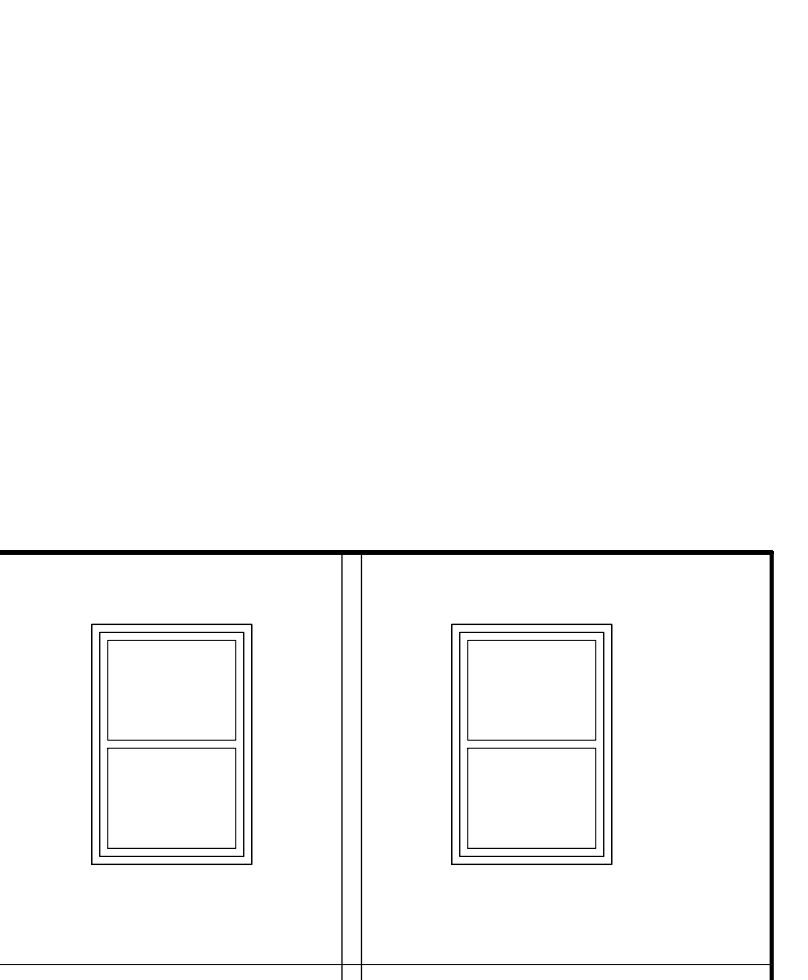
9 LOBBY 101 WEST
SCALE: 1/4" = 1'-0"



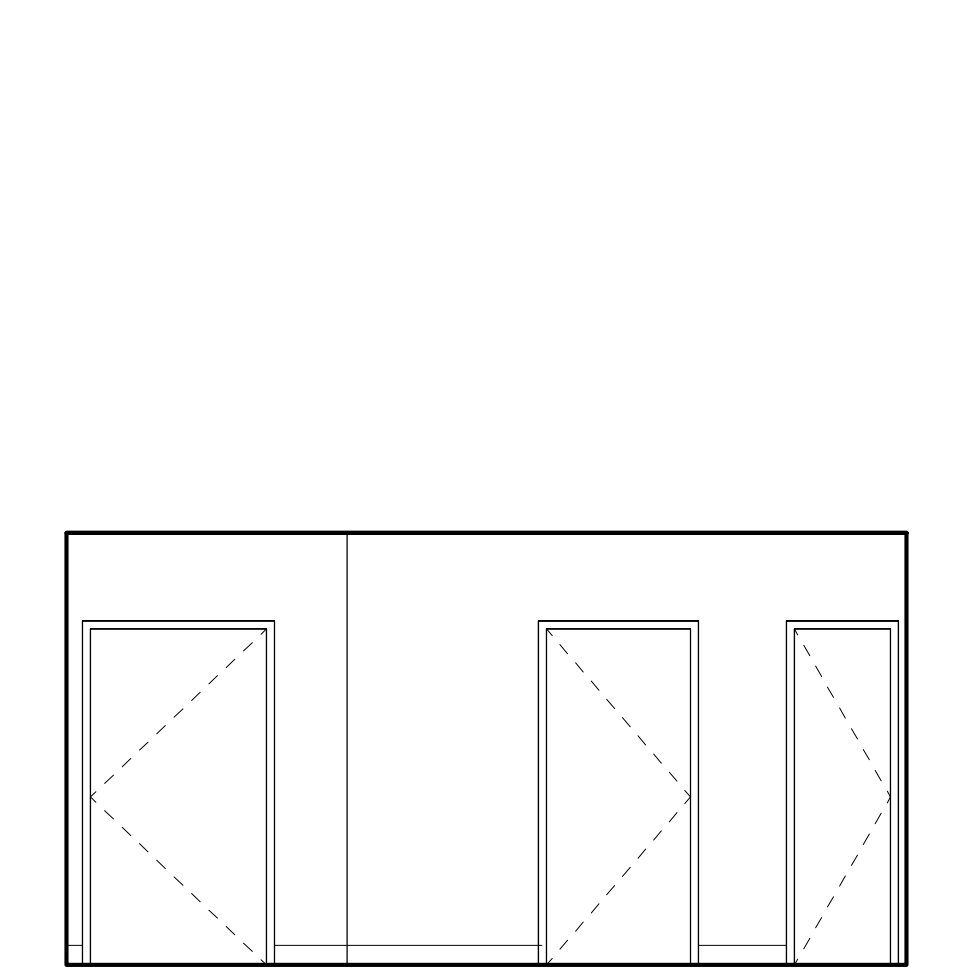
10 TYPICAL SEMI-PRIVATE BATH - SOUTH
SCALE: 1/4" = 1'-0"




11 TYPICAL SEMI-PRIVATE BATH - EAST
SCALE: 1/4" = 1'-0"




12 TYPICAL SEMI-PRIVATE RESIDENT - NORTH
SCALE: 1/4" = 1'-0"



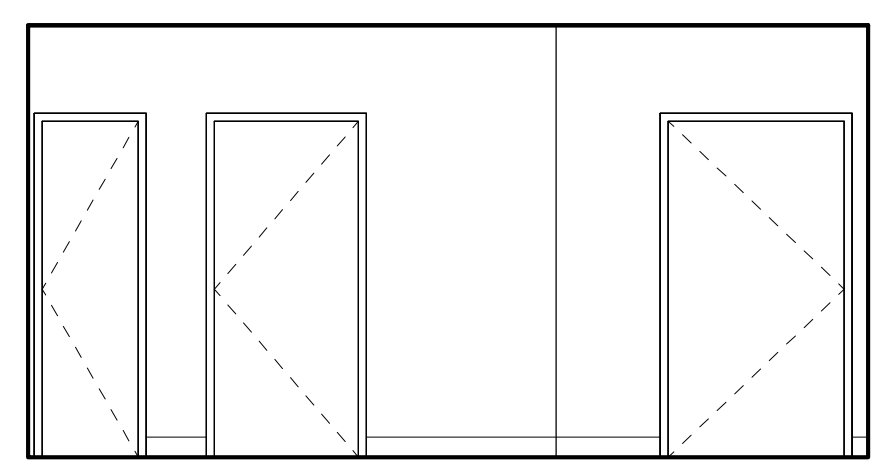
13 TYPICAL SEMI-PRIVATE RESIDENT - SOUTH
SCALE: 1/4" = 1'-0"




14 TYPICAL SEMI-PRIVATE RESIDENT - WEST
SCALE: 1/4" = 1'-0"



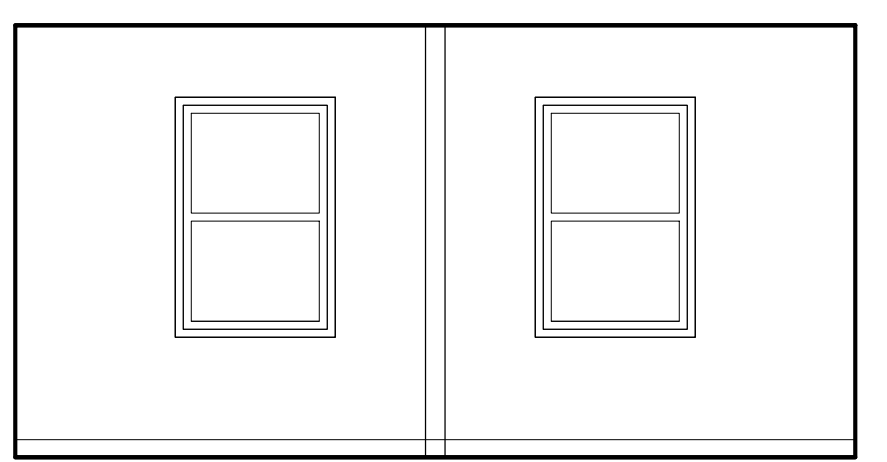
15 TYP. SEMI-PRIVATE RESIDENT - EAST
SCALE: 1/4" = 1'-0"




16 TYP. ACCESSIBLE SEMI-PRVT. RES. - NORTH
SCALE: 1/4" = 1'-0"




17 TYP. ACCESSIBLE SEMI-PRVT. RES. - WEST
SCALE: 1/4" = 1'-0"



18 TYP. ACCESSIBLE SEMI-PRVT. RES. SOUTH
SCALE: 1/4" = 1'-0"



19 TYP. ACCESSIBLE SEMI-PRVT. RES. - EAST
SCALE: 1/4" = 1'-0"



CONSULTANTS:
Terracon Consulting Engineers & Scientists
Peaks to Plains Design
Great West engineering

H2B, INC.
Texas Firm Registration No. 8856
1225 N Loop W, Suite 900
HOUSTON, TX 77008
713.864.2900

SSR Smith Seckman Reid, INC.
7995 East Prineas Avenue, Suite 104-E
Greenwood Village, CO 80111
(303) 778-1222
FAX: (303) 694-9144
www.ssr-inc.com

ARCHITECT/ENGINEERS:
COX DESIGN ASSOCIATES
ARCHITECTURE PLANNING INTERIORS
Austin 5121 Bee Caves Road, Suite 203 Austin, Texas 78746
Chicago 345 N. Canal St. Suite 701 Chicago, IL 60605
T:312-698-3880 F:312-454-9439
coxdesign@austin.tx.us

Approved: Chief of MH Date: _____
Approved: Chief of FMS Date: _____
Approved: Director Date: _____
Approved: Assoc. Director Date: _____

Drawing Title: **INTERIOR ELEVATIONS**
Location: **VAMC SHERIDAN WY 1898 FORT ROAD SHERIDAN, WY 82801**

Project Name: **EXPAND DOMICILIARY BUILDING 64**
Project Number: **666-309**
Date: **13 MAR. 2015**
Drawing Number: **1-AS-404**
Building Number: **64** Checked: **RHC** Drawn: **MAG** Dwg. of _____

Office of Construction and Facilities Management

GENERAL SHEET NOTES

- SEE PROJECT FINISH REFERENCE, SHEET 1-AS630 FOR FINISHES, MATERIALS, AND COLORS FOR WALLS, DOOR, WALL PROTECTION DEVICES, HANDRAILS, BASE, TILE, AND GROUT.
- REFER TO SHEET 1-AS801 FOR ALL MOUNTING HEIGHTS
- REFER TO SHEET 1-AS701 FOR MILLWORK
- HANDRAIL TO BE NO LESS THAN 13-7/8" IN LENGTH
- INSTALL EQUIPMENT AND PLUMBING PER MANUFACTURER'S RECOMMENDATIONS.
- PROVIDE BACKING PLATE AS NECESSARY FOR INSTALLATION OF ALL WALL HUNG ITEMS
- BULLNOSE TILE FOR WAINSCOT TOP AND CORNERS.
- TILE WAINSCOT TO HAVE COVEBASE TILE.
- ALL CABINETS TO HAVE LOCKABLE HARDWARE WITH UNIVERSAL KEY.
- REFERENCE MEP PLANS FOR WALL OUTLET TYPES AND LOCATIONS.
- PROVIDE FILLER PANEL AND KICK PLATE FOR ANY REMAINING SPACE BETWEEN MILLWORK AND/OR WALL.
- WOOD GRAIN TO RUN IN A VERTICAL DIRECTION.
- PROVIDE GROMMET AT ALL ELECTRICAL AND COMMUNICATIONS OUTLETS.

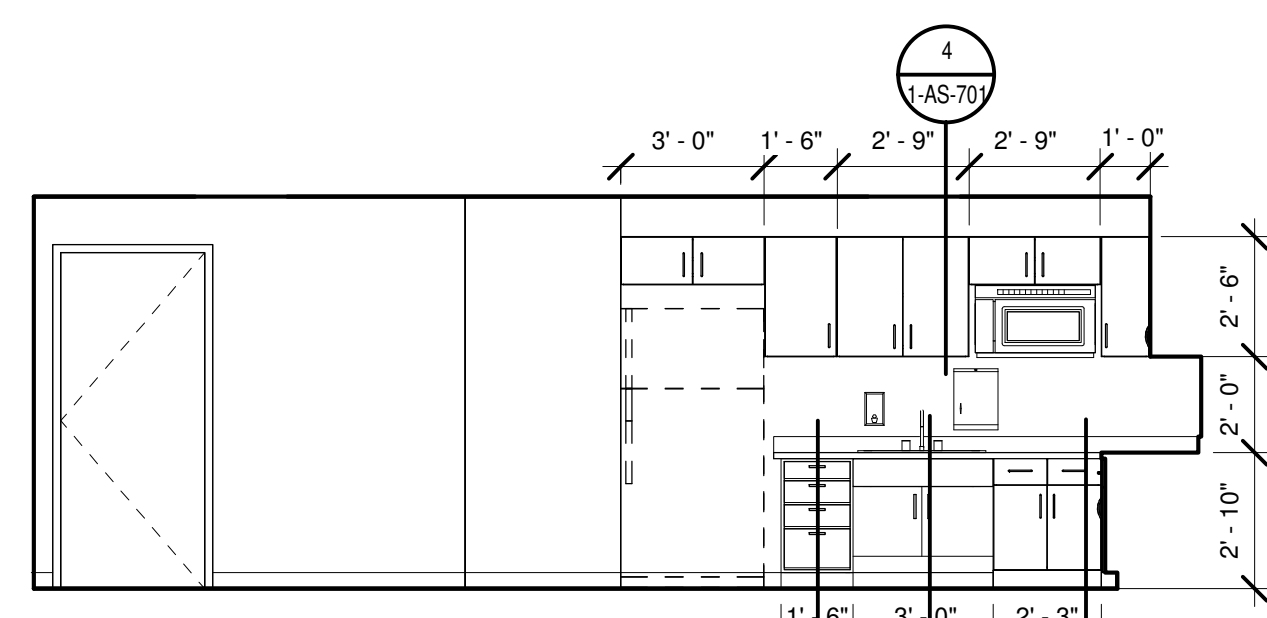
ABBREVIATIONS:

- BCS** - BABY CHANGING STATION
GB1 - GRAB BAR 36", MUST EXTEND 12" MIN. TO ONE SIDE OF TOILET CENTERLINE
GB2 - GRAB BAR 42", 12" MAX. FROM ADJACENT WALL
GB3 - GRAB BAR 18", 6" MAX. FROM ADJACENT WALL
GB4 - GRAB BAR 24", 6" MAX. FROM ADJACENT WALL, CENTERED ON TOILET WHERE APPLICABLE
GB5 - GRAB BAR 30", 6" MAX FROM ADJACENT WALL
SCR - SHOWER CURTAIN ROD
SPD - WALL MOUNTED SOAP DISPENSER
MR1 - WALL MOUNTED MIRROR 18" X 40"
MR2 - WALL MOUNTED MIRROR 18" X 30"
PTD1 - WALL MOUNTED PAPER TOWEL DISPENSER
PTD2 - WALL MOUNTED PAPER TOWEL DISPENSER / TRASH COMBINATION
TPDS - RECESSED TOILET PAPER DISPENSER

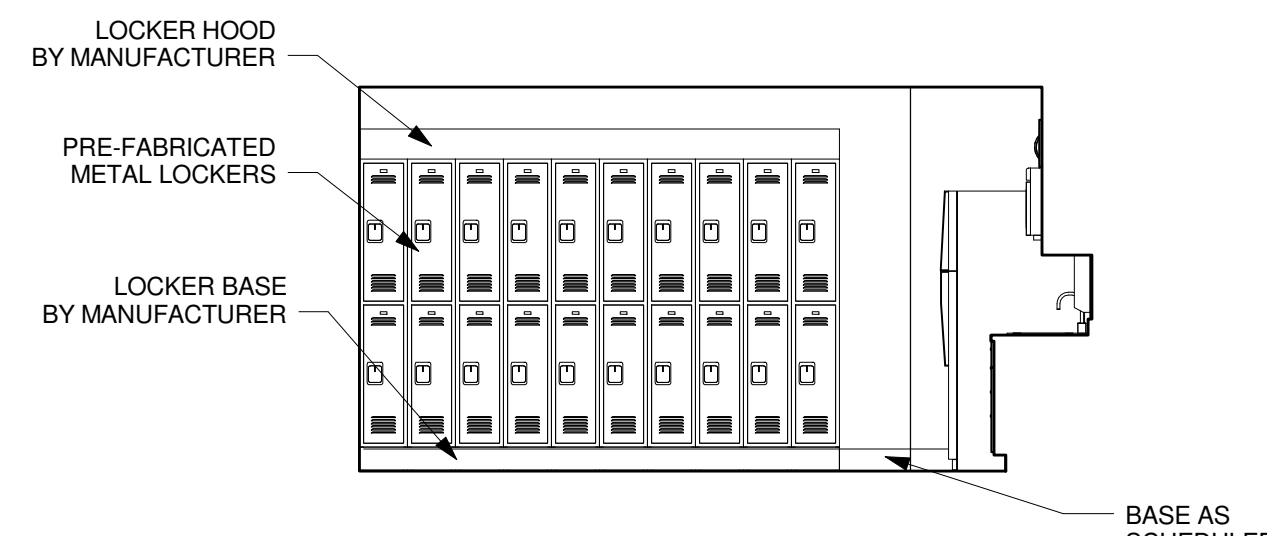
EQUIPMENT ITEMS

INSTALLED ITEM	OWNER FURNISHED CONTRACTOR INSTALLED	OWNER FURNISHED OWNER INSTALLED	CONTRACTOR FURNISHED CONTRACTOR INSTALLED	COMMENT
SOAP DISPENSERS	X			
HAND SANITIZER DISPENSERS		X		
LOTION DISPENSERS		X		
PAPER TOWEL DISPENSERS	X			
TV WALL MOUNTS	X			
MARKERBOARDS			X	
DISHWASHER		X		
OVEN	X			
COOKTOP	X			
MICROWAVE		X		
WASHING MACHINES		X		
DRYERS		X		
BED BUG OVEN		X		
REFRIGERATORS, FULL SIZE		X		
REFRIGERATORS, COMPACT		X		
TOWEL HOOKS			X	
TOILET PAPER DISPENSERS			X	
BABY CHANGING STATIONS			X	
MIRRORS			X	

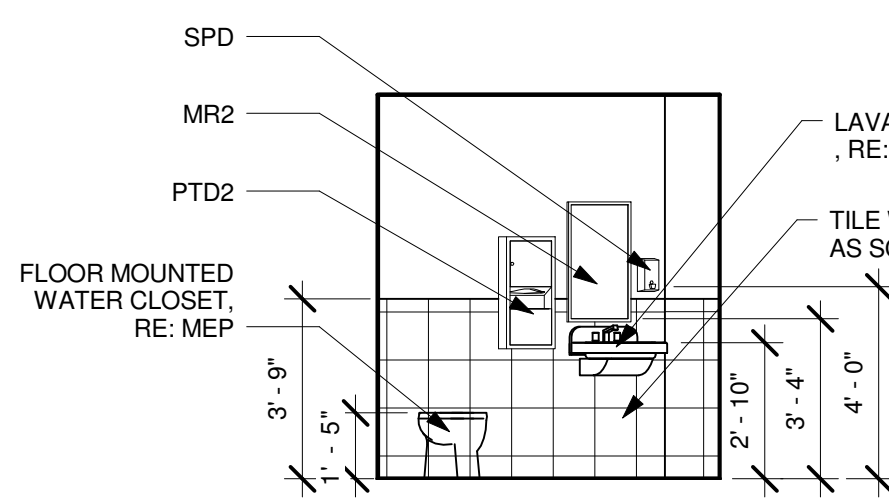
BUILDING IS FULLY SPRINKLERED



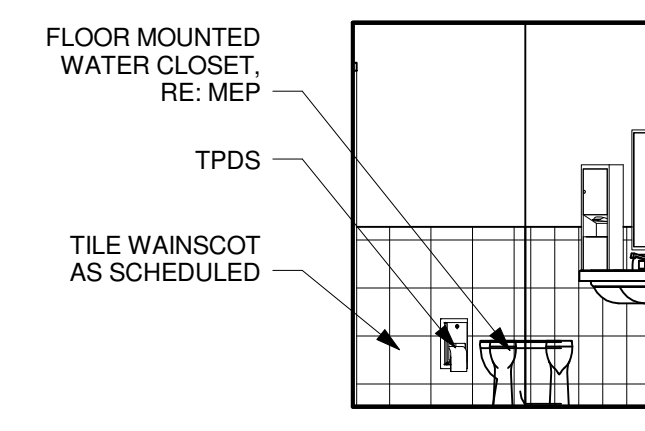
1 STAFF LOUNGE SOUTH
SCALE: 1/4" = 1'-0"



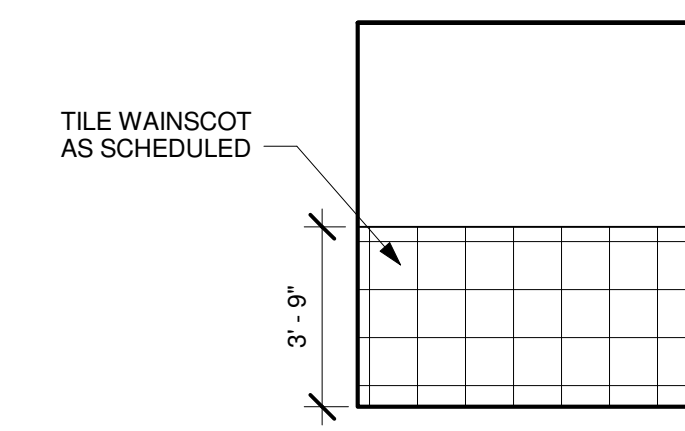
2 STAFF LOUNGE EAST
SCALE: 1/4" = 1'-0"



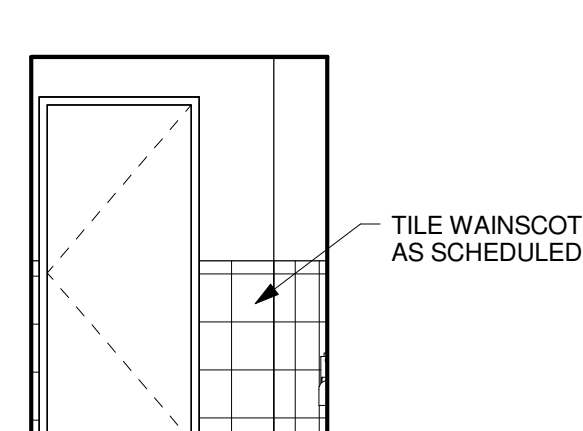
3 TOILET 126A - EAST
SCALE: 1/4" = 1'-0"



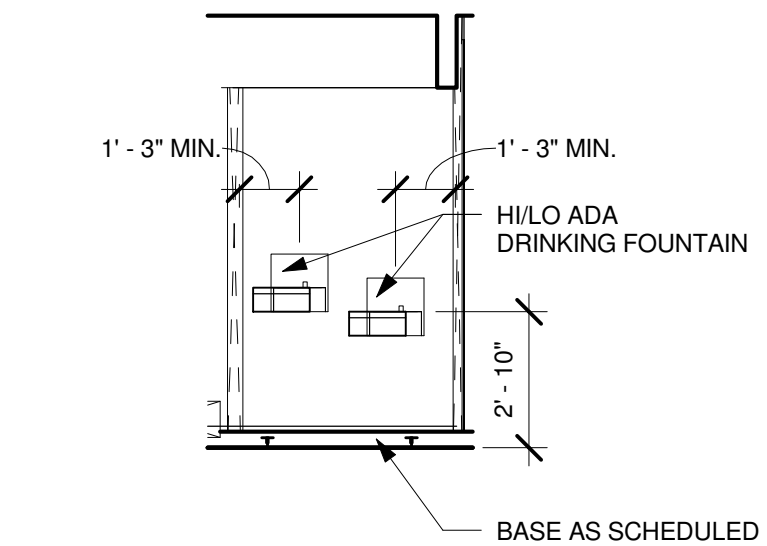
4 TOILET 126A - NORTH
SCALE: 1/4" = 1'-0"



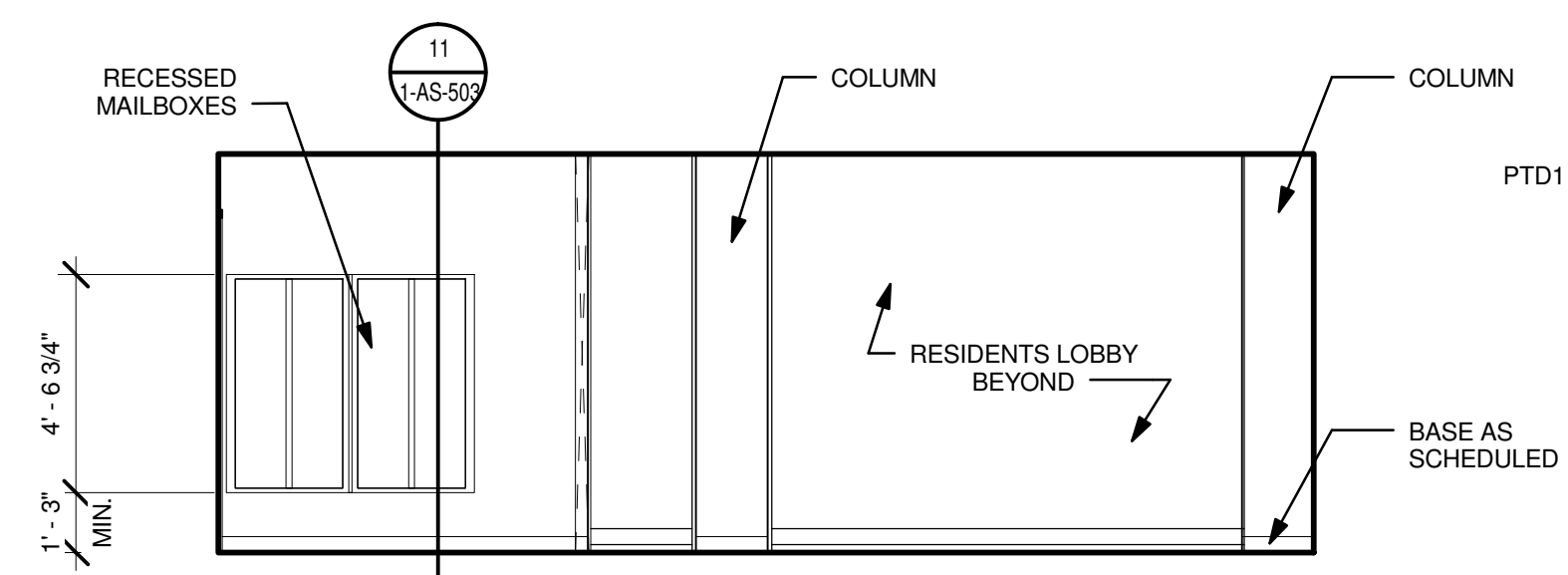
5 TOILET 126A - SOUTH
SCALE: 1/4" = 1'-0"



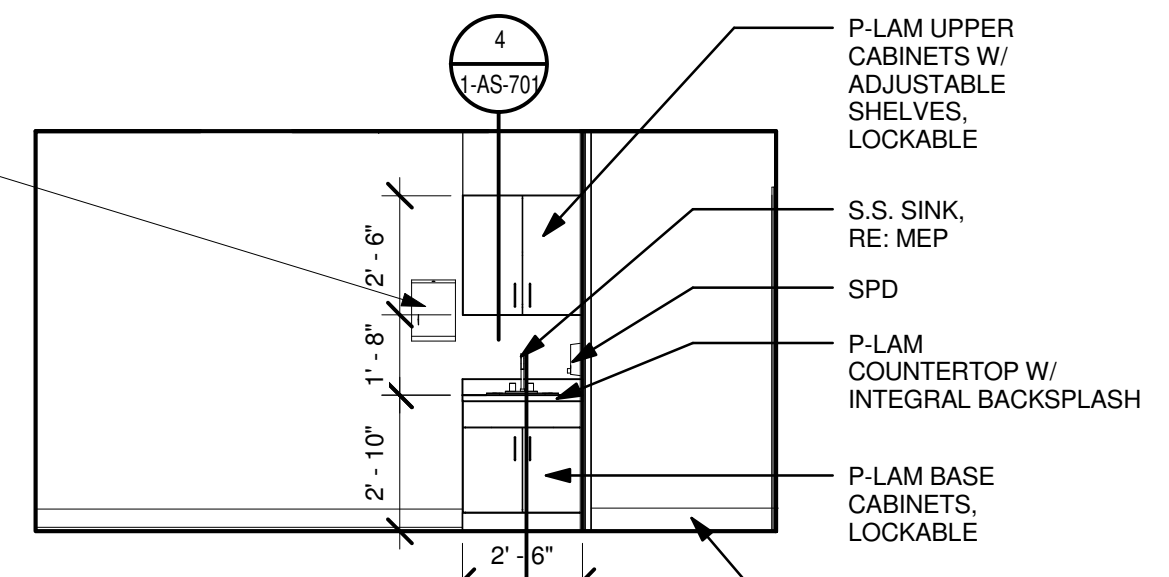
6 TOILET 126A - WEST
SCALE: 1/4" = 1'-0"



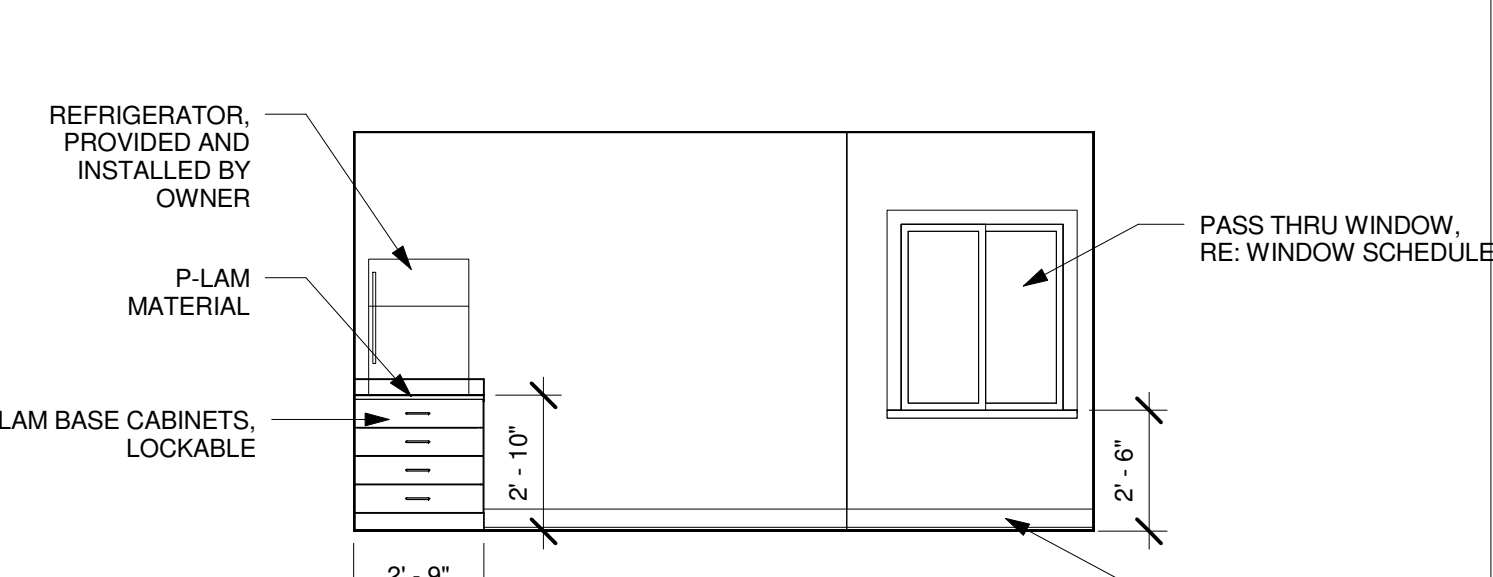
7 DRINKING FOUNTAIN, TYP.
SCALE: 1/4" = 1'-0"



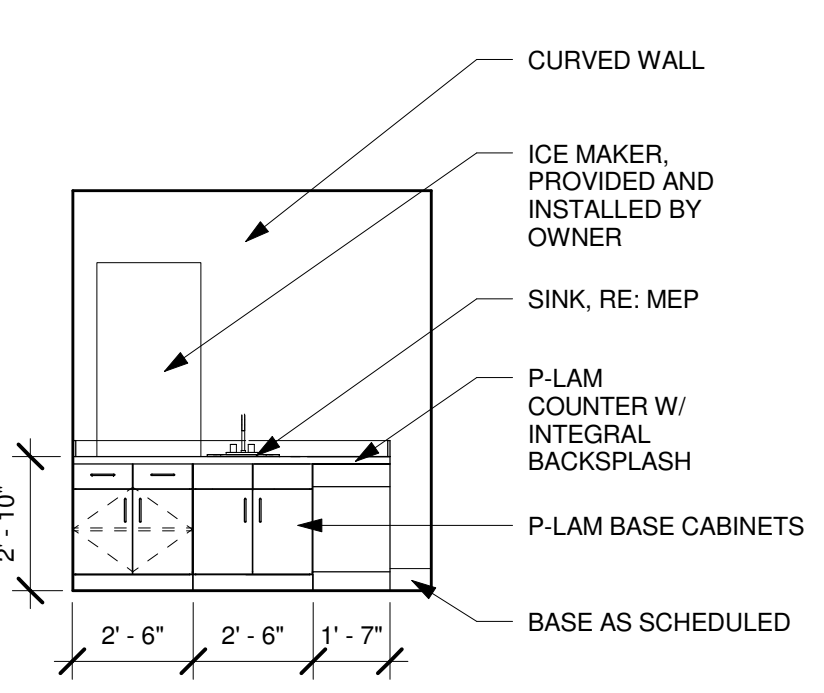
8 MAILBOXES
SCALE: 1/4" = 1'-0"



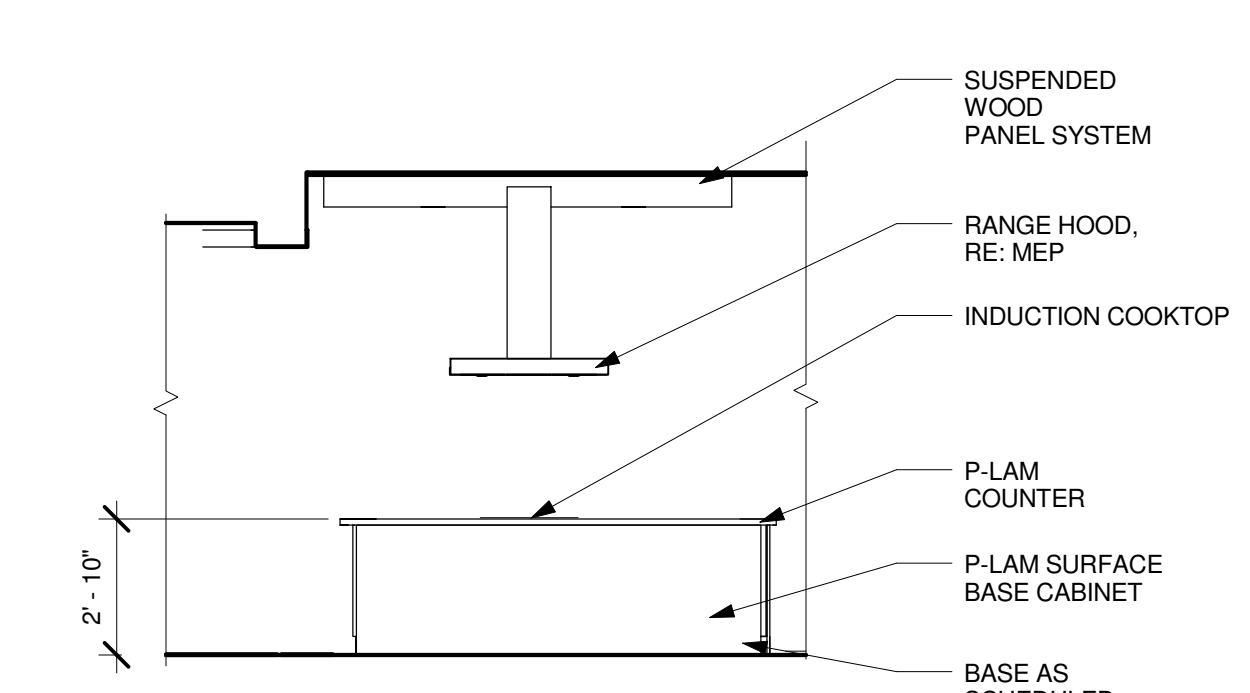
9 MED. ROOM EAST
SCALE: 1/4" = 1'-0"



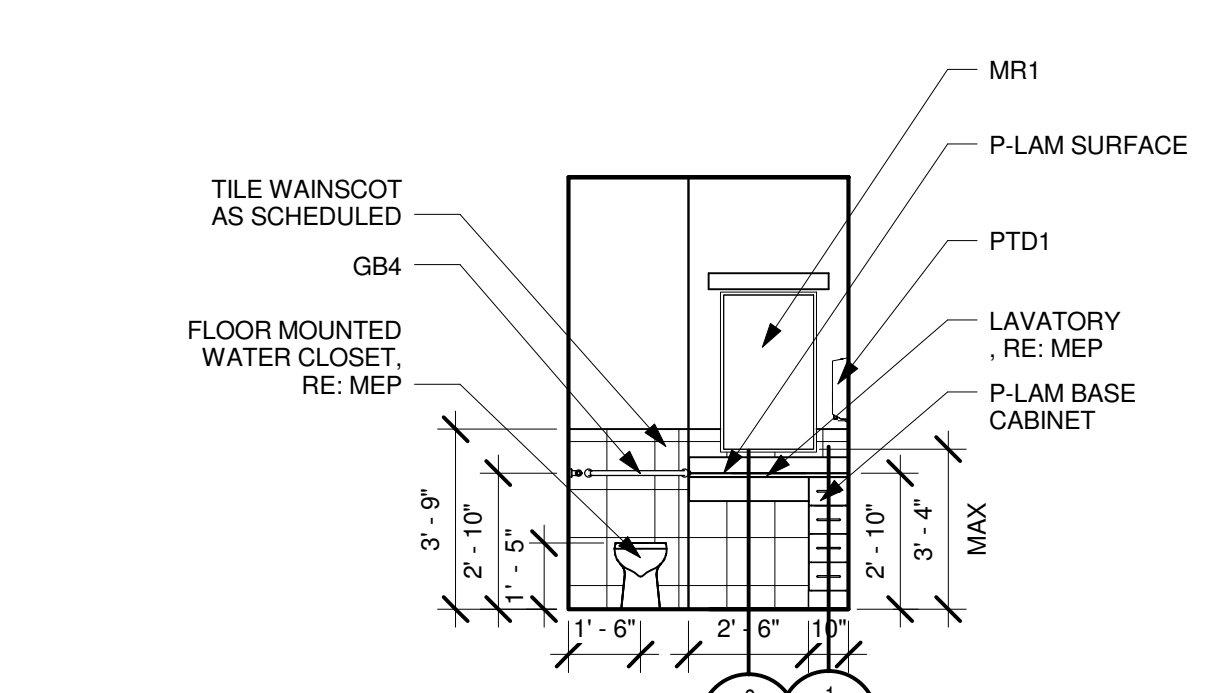
10 MED. ROOM WEST
SCALE: 1/4" = 1'-0"



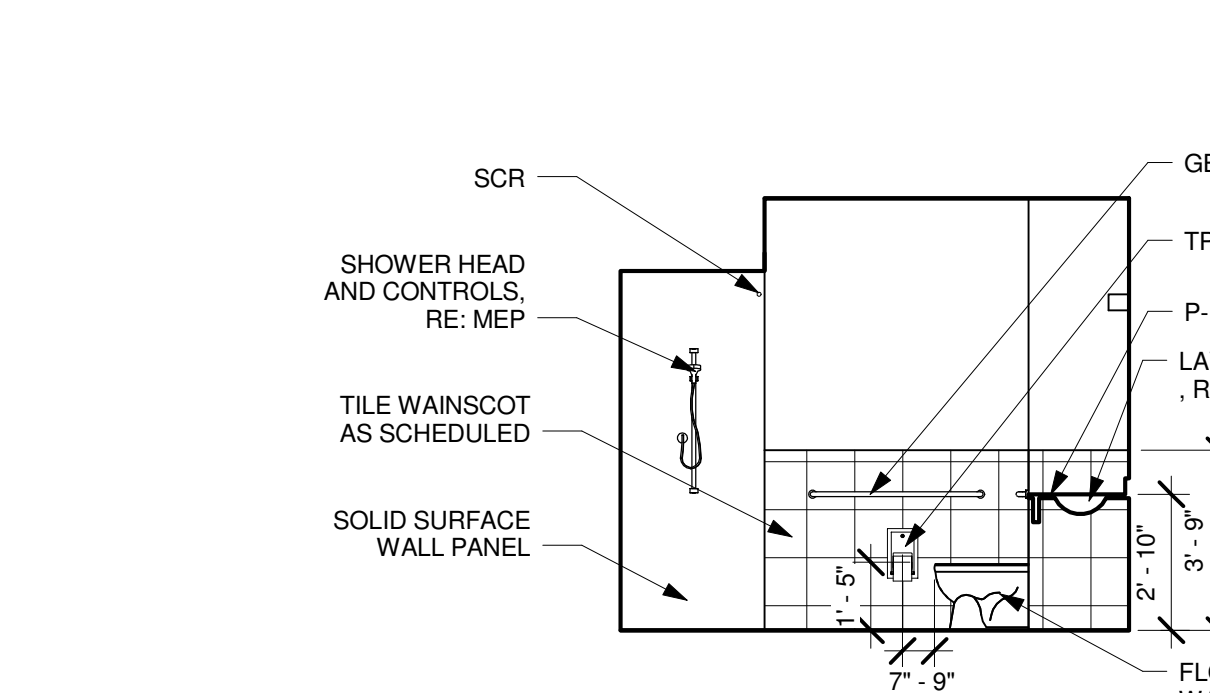
11 VENDING EAST
SCALE: 1/4" = 1'-0"



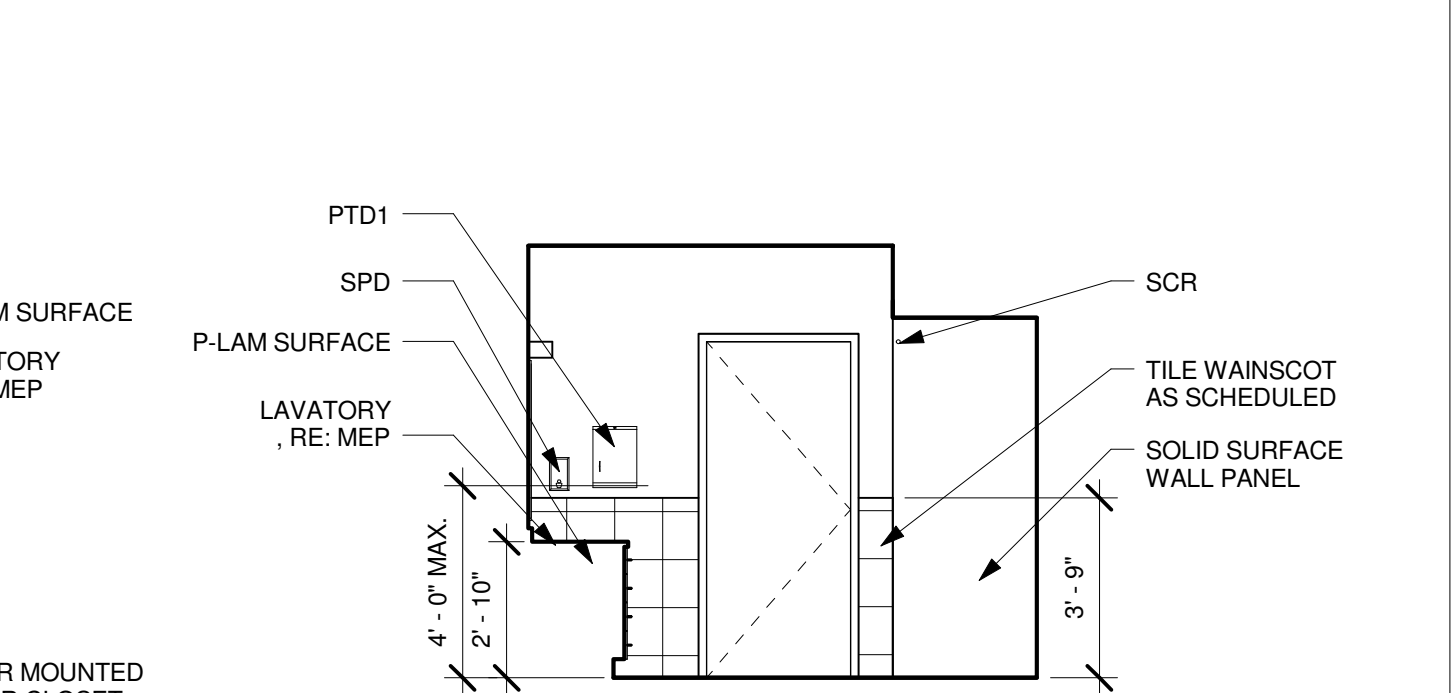
12 TRAINING KITCHEN 153 ISLAND WEST
SCALE: 1/4" = 1'-0"



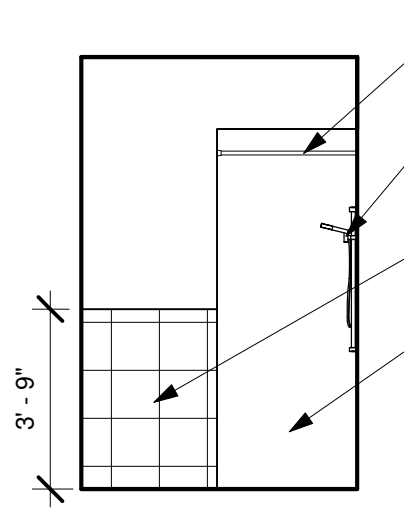
13 TYP. ACCESSIBLE SEMI-PRVT. BATH - EAST
SCALE: 1/4" = 1'-0"



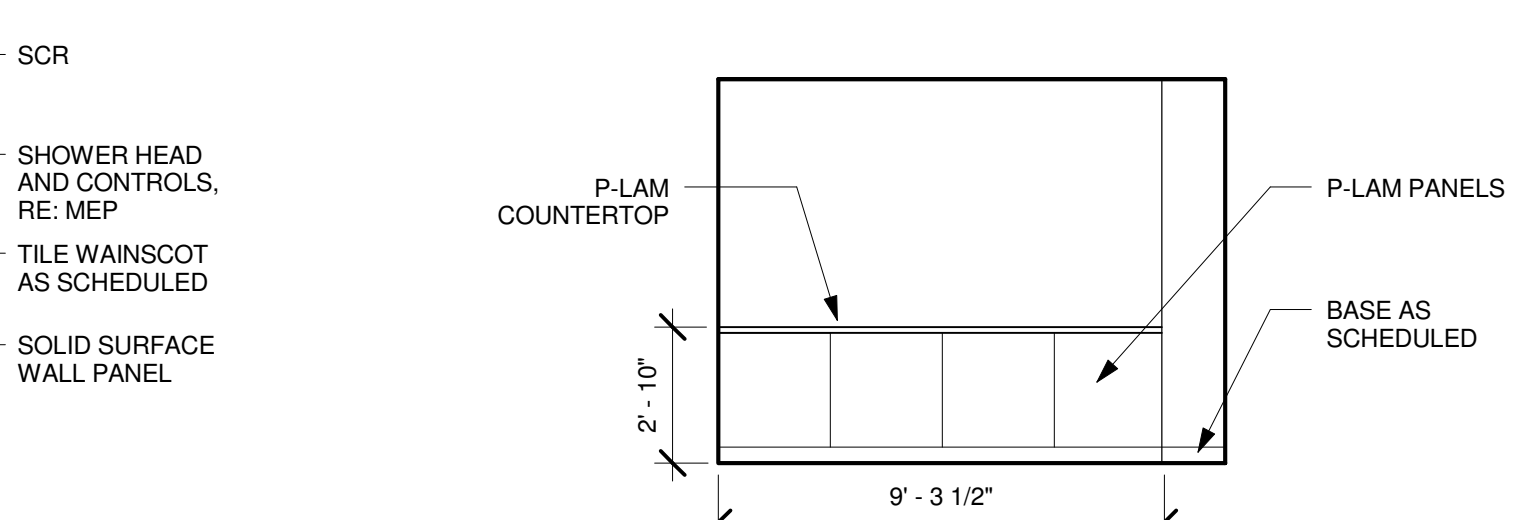
14 TYP. ACCESSIBLE SEMI-PRVT. BATH - NORTH
SCALE: 1/4" = 1'-0"




15 TYP. ACCESSIBLE SEMI-PRVT. BATH - SOUTH
SCALE: 1/4" = 1'-0"



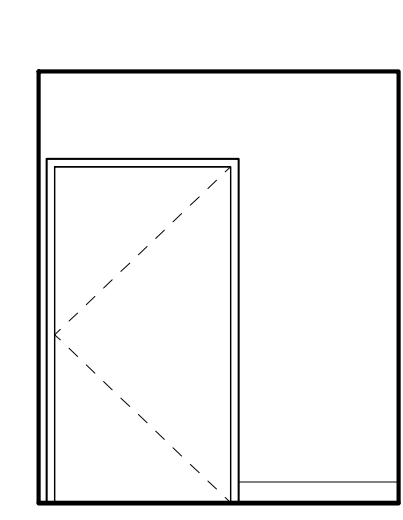
16 TYP. ACCESSIBLE SEMI-PRVT. BATH - WEST
SCALE: 1/4" = 1'-0"



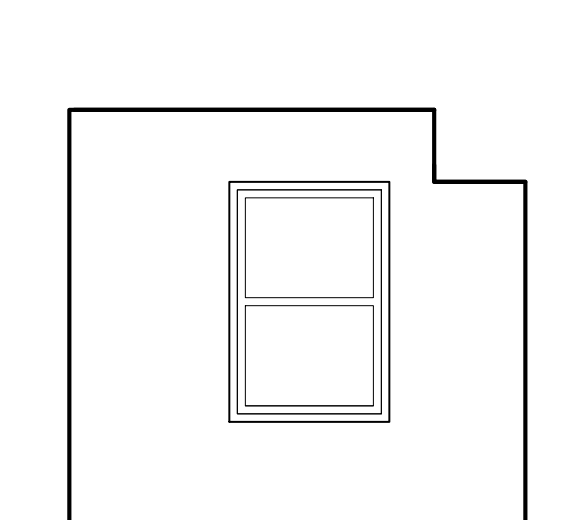
17 CLASSROOM 307 NORTH
SCALE: 1/4" = 1'-0"



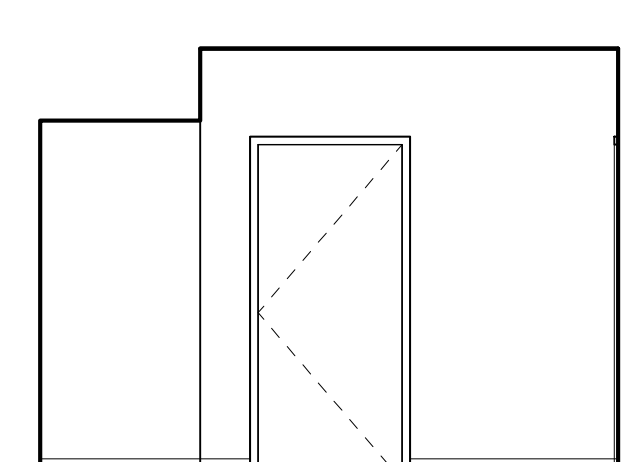
18 TYPICAL PRIVATE RESIDENT - WEST
SCALE: 1/4" = 1'-0"



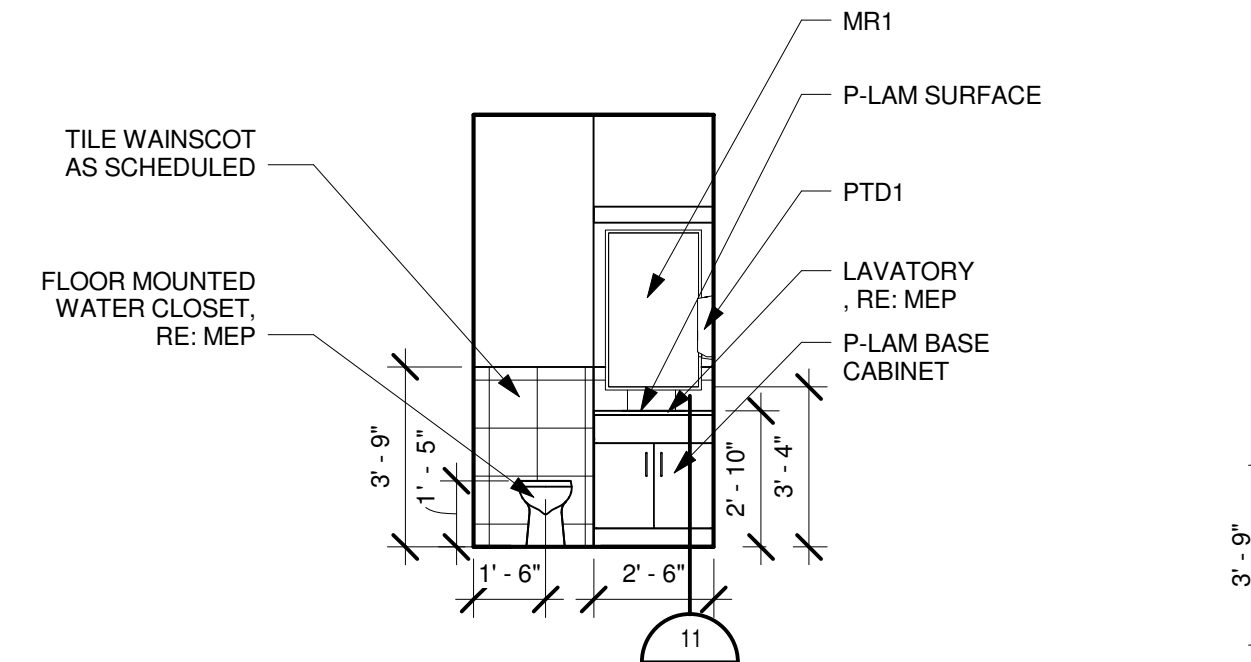
19 TYPICAL PRIVATE RESIDENT - SOUTH
SCALE: 1/4" = 1'-0"



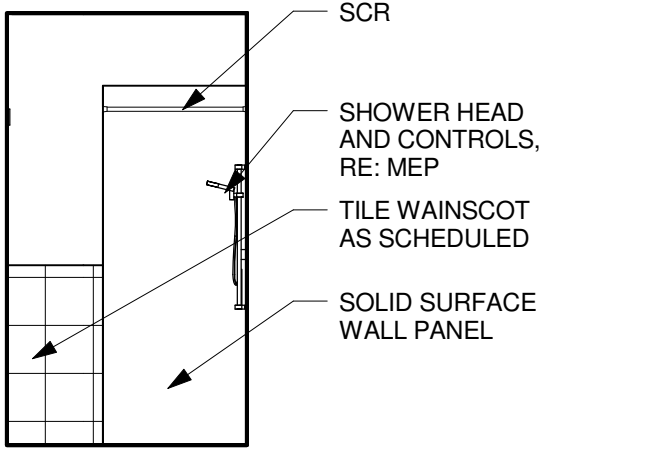
20 RESIDENT ROOM NORTH
SCALE: 1/4" = 1'-0"



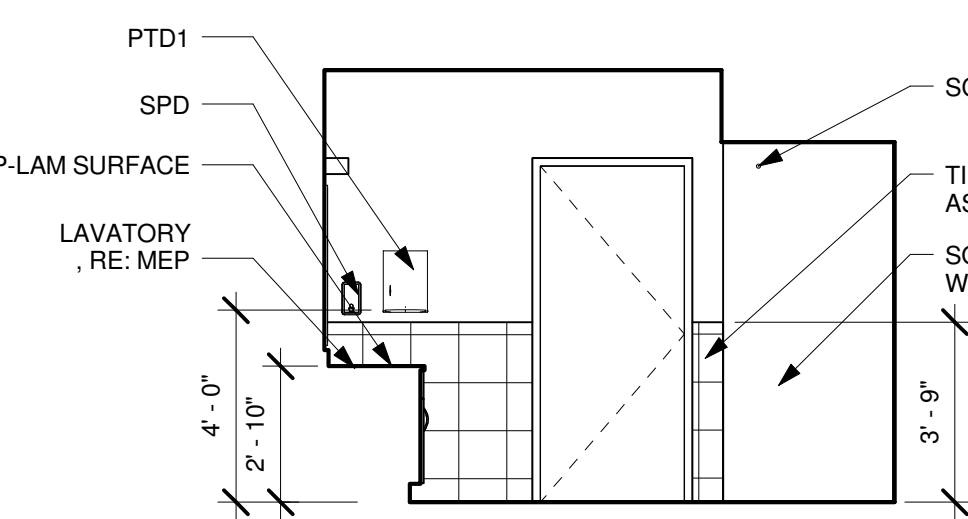
21 TYPICAL PRIVATE RESIDENT - EAST
SCALE: 1/4" = 1'-0"



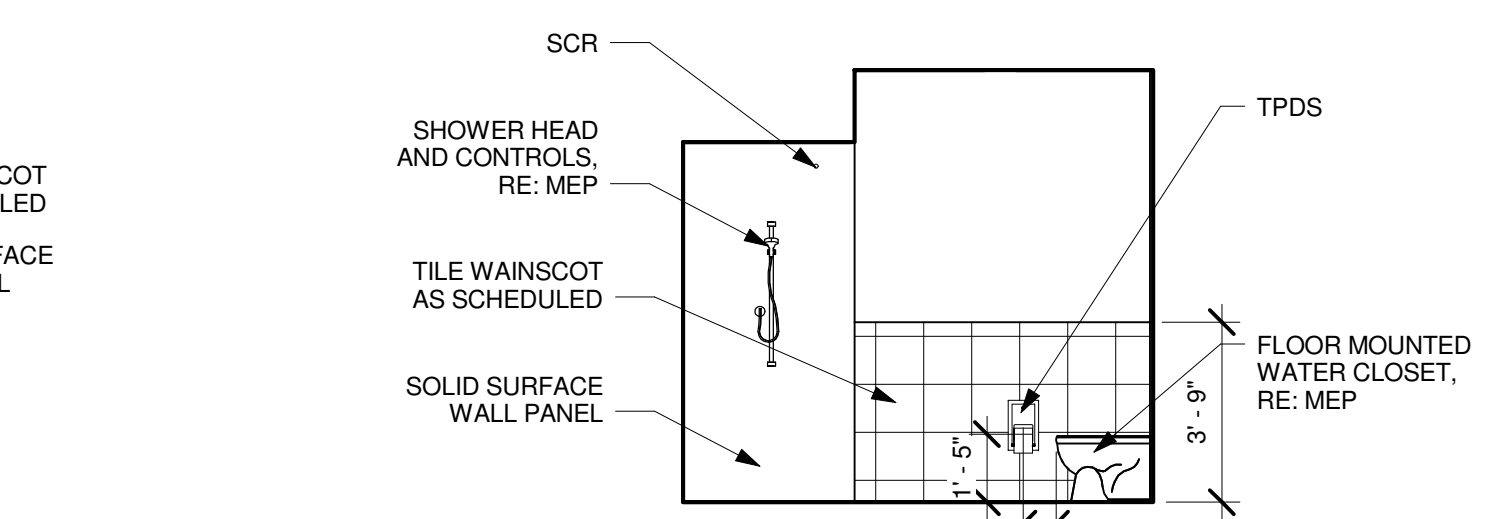
22 TYPICAL PRIVATE BATH - SOUTH
SCALE: 1/4" = 1'-0"




23 TYPICAL PRIVATE BATH - NORTH
SCALE: 1/4" = 1'-0"



24 TYPICAL PRIVATE BATH - WEST
SCALE: 1/4" = 1'-0"



25 TYPICAL PRIVATE BATH - EAST
SCALE: 1/4" = 1'-0"



CONSULTANTS:
Terracon
 Consulting Engineers & Scientists

Peaks to Plains Design

Great West engineering

H2B, INC.
 Texas Firm Registration No. 8856
 1225 N Loop W, Suite 900
 HOUSTON, TX 77008
 713.864.2900

SSR Smith
 Stockman
 Reed, Inc.
 7995 East Prairie Avenue, Suite 104-E
 Greenwood Village, CO 80111
 (303) 778-1222
 FAX: (303) 694-9144
 www.ssr-inc.com

ARCHITECT/ENGINEERS:
COX DESIGN ASSOCIATES
 ARCHITECTURE PLANNING INTERIORS
 Austin 5121 Bee Caves Road, Suite 203 Austin, Texas 78746
 Chicago 345 N. Canal St. Suite 701 Chicago, IL 60605
 T: 312-698-3380 F: 312-454-9439
 T: 512-327-4149 F: 512-327-7679
 coxdesign@austin.rr.com

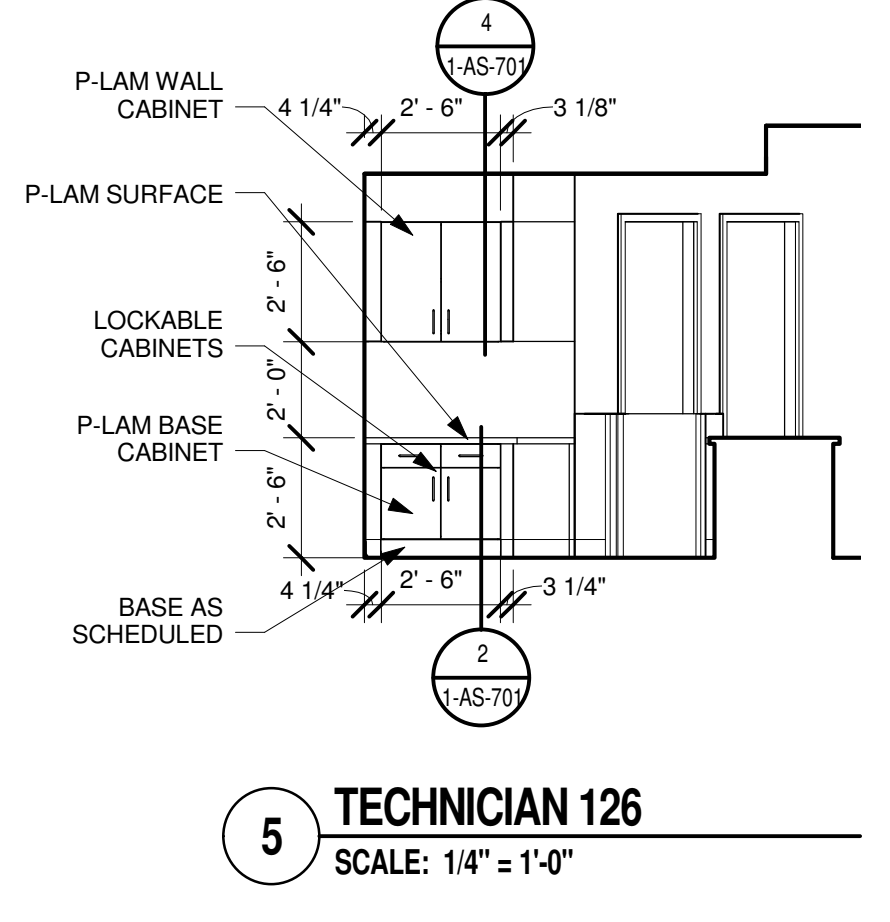
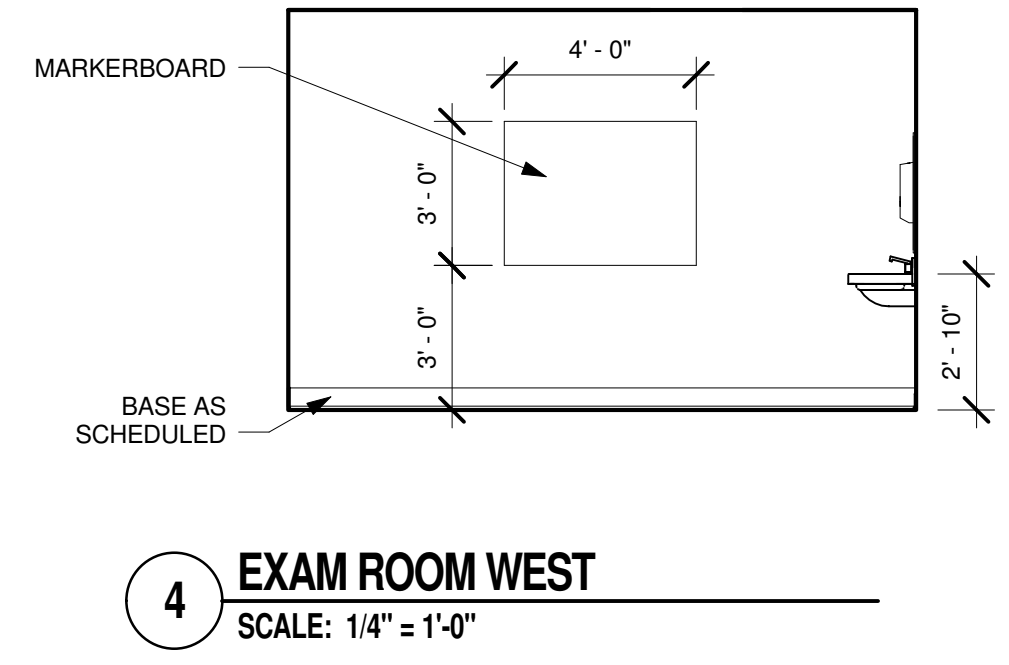
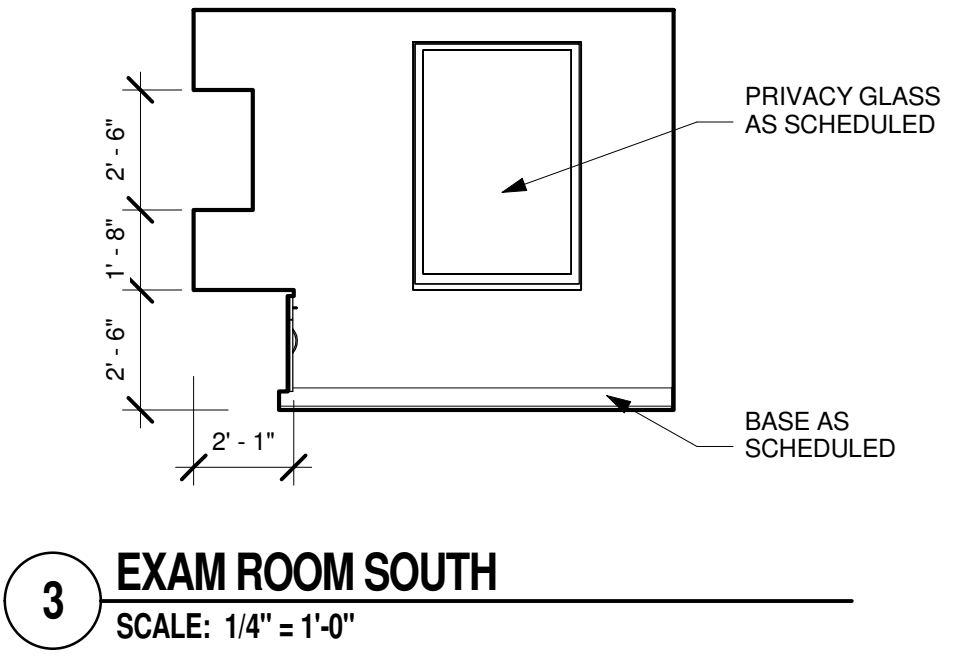
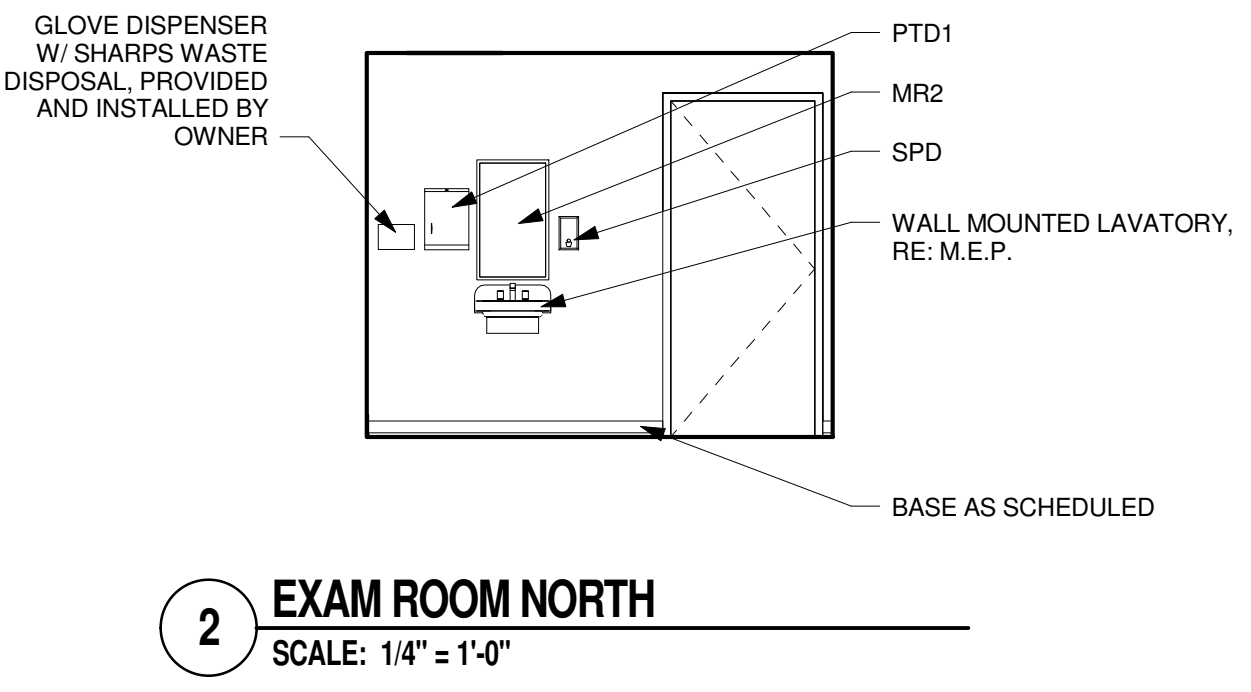
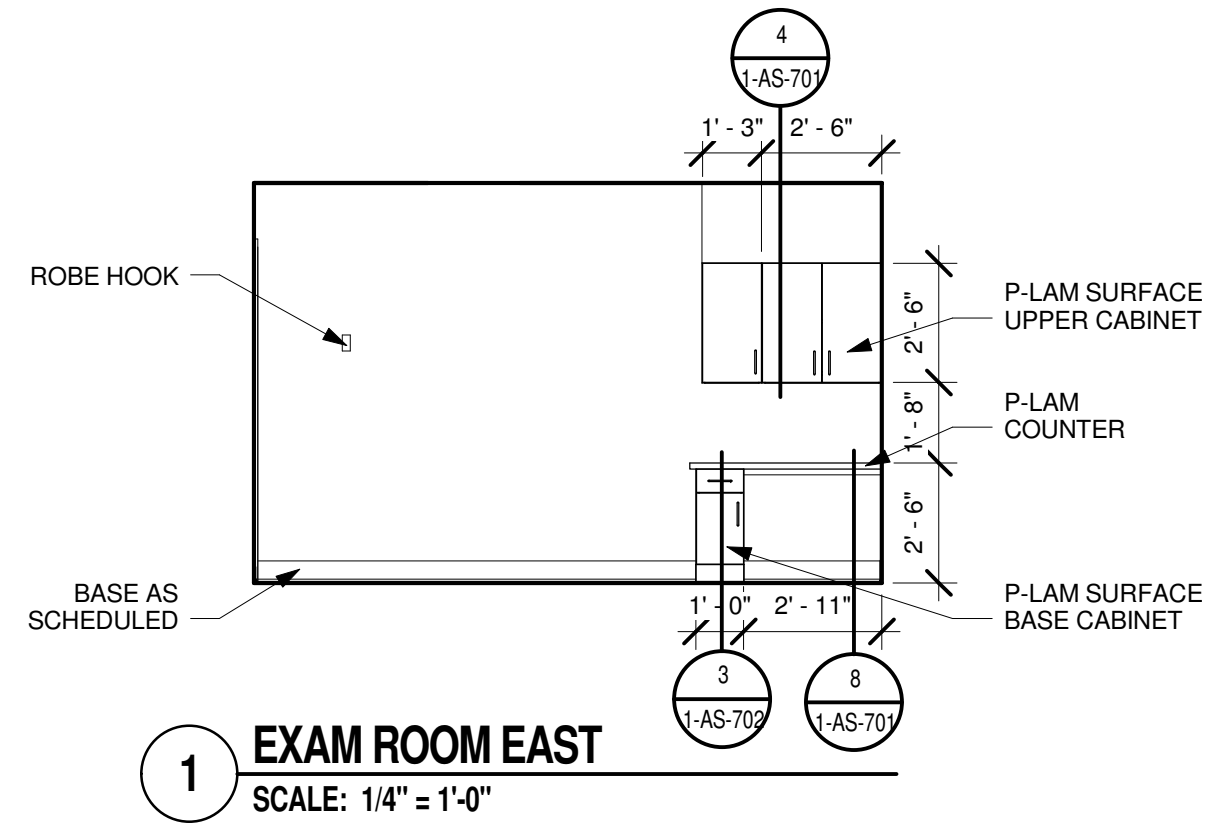
Approved: Chief of MH Date: _____
 Approved: Chief of FMS Date: _____
 Approved: Director Date: _____
 Approved: Assoc. Director Date: _____

Drawing Title
INTERIOR ELEVATIONS
 Location
**VAMC SHERIDAN WY
 1898 FORT ROAD
 SHERIDAN, WY 82801**

Project Name
**EXPAND DOMICILIARY
 BUILDING 64**
 Project Number
666-309
 Date
 13 MAR. 2015
 Drawing Number
1-AS-405
 Building Number 64
 Checked RHC
 Drawn MAG
 Dwg. of _____

Office of
 Construction
 and Facilities
 Management

three eighths inch = one foot
 one eighth inch = one foot
 one quarter inch = one foot
 one half inch = one foot
 one inch = one foot
 one and one half inches = one foot
 two inches = one foot
 three quarters inch = one foot
 one half inch = one foot
 three quarters inch = one foot
 one half inch = one foot
 one quarter inch = one foot
 one eighth inch = one foot



GENERAL SHEET NOTES

- SEE PROJECT FINISH REFERENCE, SHEET 1-AS630 FOR FINISHES, MATERIALS, AND COLORS FOR WALLS, DOOR, WALL PROTECTION DEVICES, HANDRAILS, BASE, TILE, AND GROUT.
- REFER TO SHEET 1-AS801 FOR ALL MOUNTING HEIGHTS
- REFER TO SHEET 1-AS701 FOR MILLWORK
- HANDRAIL TO BE NO LESS THAN 13-7/8" IN LENGTH.
- INSTALL EQUIPMENT AND PLUMBING PER MANUFACTURER'S RECOMMENDATIONS.
- PROVIDE BACKING PLATE AS NECESSARY FOR INSTALLATION OF ALL WALL HUNG ITEMS
- BULLNOSE TILE FOR WAINSCOT TOP AND CORNERS.
- TILE WAINSCOT TO HAVE COVEBASE TILE.
- ALL CABINETS TO HAVE LOCKABLE HARDWARE WITH UNIVERSAL KEY.
- REFERENCE MEP PLANS FOR WALL OUTLET TYPES AND LOCATIONS.
- PROVIDE FILLER PANEL AND KICK PLATE FOR ANY REMAINING SPACE BETWEEN MILLWORK AND/OR WALL.
- WOOD GRAIN TO RUN IN A VERTICAL DIRECTION.
- PROVIDE GROMMET AT ALL ELECTRICAL AND COMMUNICATIONS OUTLETS.

ABBREVIATIONS:


- BCS** - BABY CHANGING STATION
- GB1** - GRAB BAR 36", MUST EXTEND 12" MIN. TO ONE SIDE OF TOILET CENTERLINE
- GB2** - GRAB BAR 42", 12" MAX. FROM ADJACENT WALL
- GB3** - GRAB BAR 18", 6" MAX. FROM ADJACENT WALL
- GB4** - GRAB BAR 24", 6" MAX. FROM ADJACENT WALL, CENTERED ON TOILET WHERE APPLICABLE
- GB5** - GRAB BAR 30", 6" MAX FROM ADJACENT WALL
- SCR** - SHOWER CURTAIN ROD
- SPD** - WALL MOUNTED SOAP DISPENSER
- MR1** - WALL MOUNTED MIRROR 24" X 40"
- MR2** - WALL MOUNTED MIRROR 18" X 30"
- PTD1** - WALL MOUNTED PAPER TOWEL DISPENSER
- PTD2** - WALL MOUNTED PAPER TOWEL DISPENSER / TRASH COMBINATION
- TPDS** - RECESSED TOILET PAPER DISPENSER

EQUIPMENT ITEMS

INSTALLED ITEM	OWNER FURNISHED CONTRACTOR INSTALLED	OWNER FURNISHED OWNER INSTALLED	CONTRACTOR FURNISHED CONTRACTOR INSTALLED	COMMENT
SOAP DISPENSERS	X			
HAND SANITIZER DISPENSERS		X		
LOTION DISPENSERS		X		
PAPER TOWEL DISPENSERS	X			
TV WALL MOUNTS	X			
MARKERBOARDS			X	
DISHWASHER		X		
OVEN	X			
COOKTOP	X			
MICROWAVE		X		
WASHING MACHINES		X		
DRYERS		X		
BED BUG OVEN		X		
REFRIGERATORS, FULL SIZE	X			
REFRIGERATORS, COMPACT		X		
TOWEL HOOKS			X	
TOILET PAPER DISPENSERS			X	
BABY CHANGING STATIONS			X	
MIRRORS			X	

BUILDING IS FULLY SPRINKLERED

Revisions:	Date



CONSULTANTS:

Terracon Consulting Engineers & Scientists

Peaks to Plains Design

Great West engineering

H2B, INC.
Texas Firm Registration No. 8856
1225 N Loop W, Suite 900
HOUSTON, TX 77008
713.864.2900

SSR Smith Seckman Reid, Inc.
7995 East Pringle Avenue, Suite 104-E
Greenwood Village, CO 80111
(303) 778-1222
FAX: (303) 694-9144
www.ssr-inc.com

ARCHITECT/ENGINEERS:

COX DESIGN ASSOCIATES

ARCHITECTURE PLANNING INTERIORS

Austin 5121 Bee Caves Road, Suite 203
Chicago 345 N. Canal St. Suite 701
Austin, Texas 78746
Chicago, IL 60605
T:312 - 698 - 3880
F:312 - 454 - 9439
E:312 - 327 - 7679
coxdesign@austin.rr.com

Approved: Chief of MH	Approved: Chief of FMS
Date:	Date:
Approved: Director	Approved: Assoc. Director
Date:	Date:

Drawing Title
INTERIOR ELEVATIONS

Location
**VAMC SHERIDAN WY
1898 FORT ROAD
SHERIDAN, WY 82801**

Project Name
**EXPAND DOMICILIARY
BUILDING 64**

Project Number
666-309

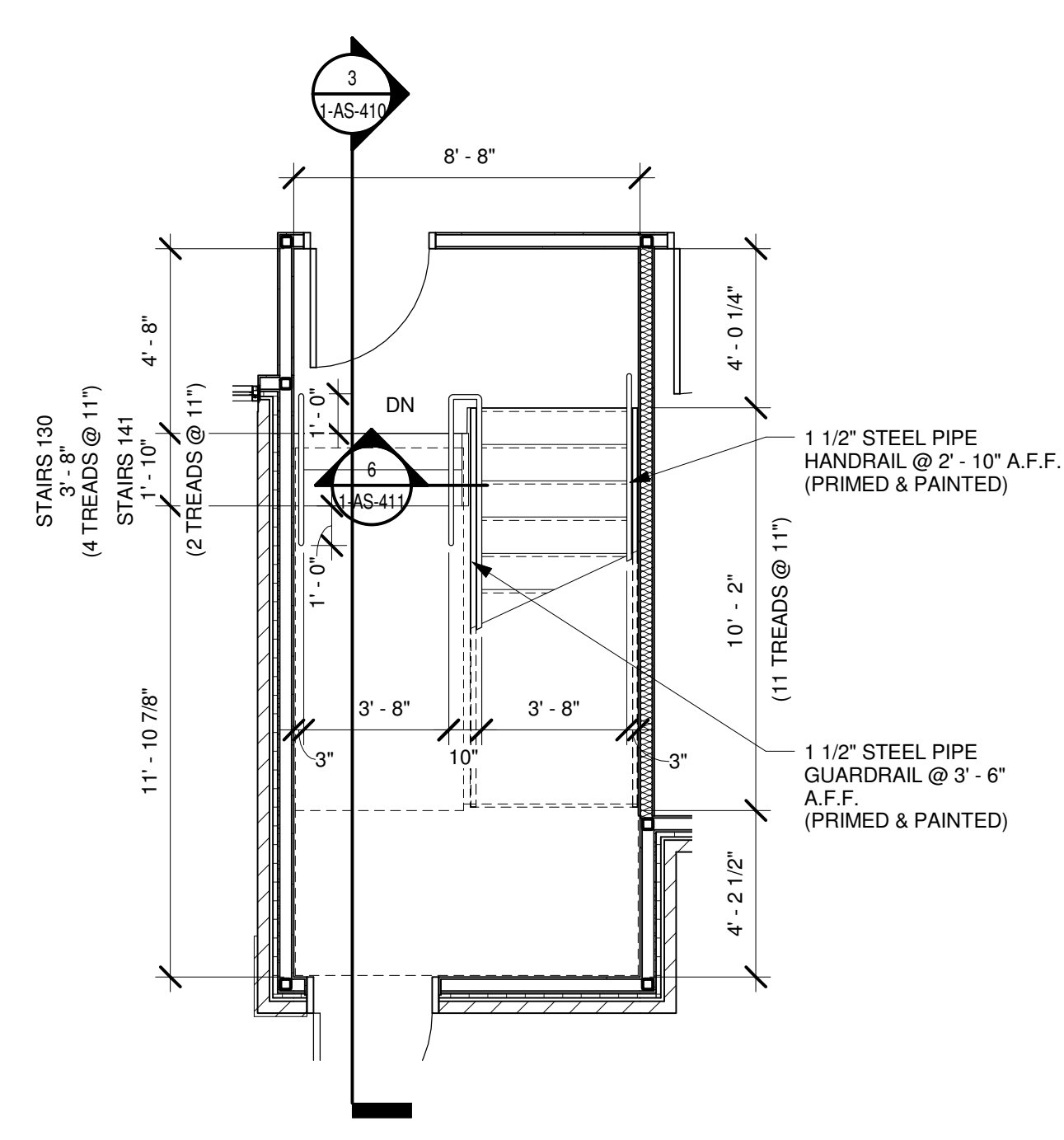
Date
13 MAR. 2015

Drawing Number
1-AS-406

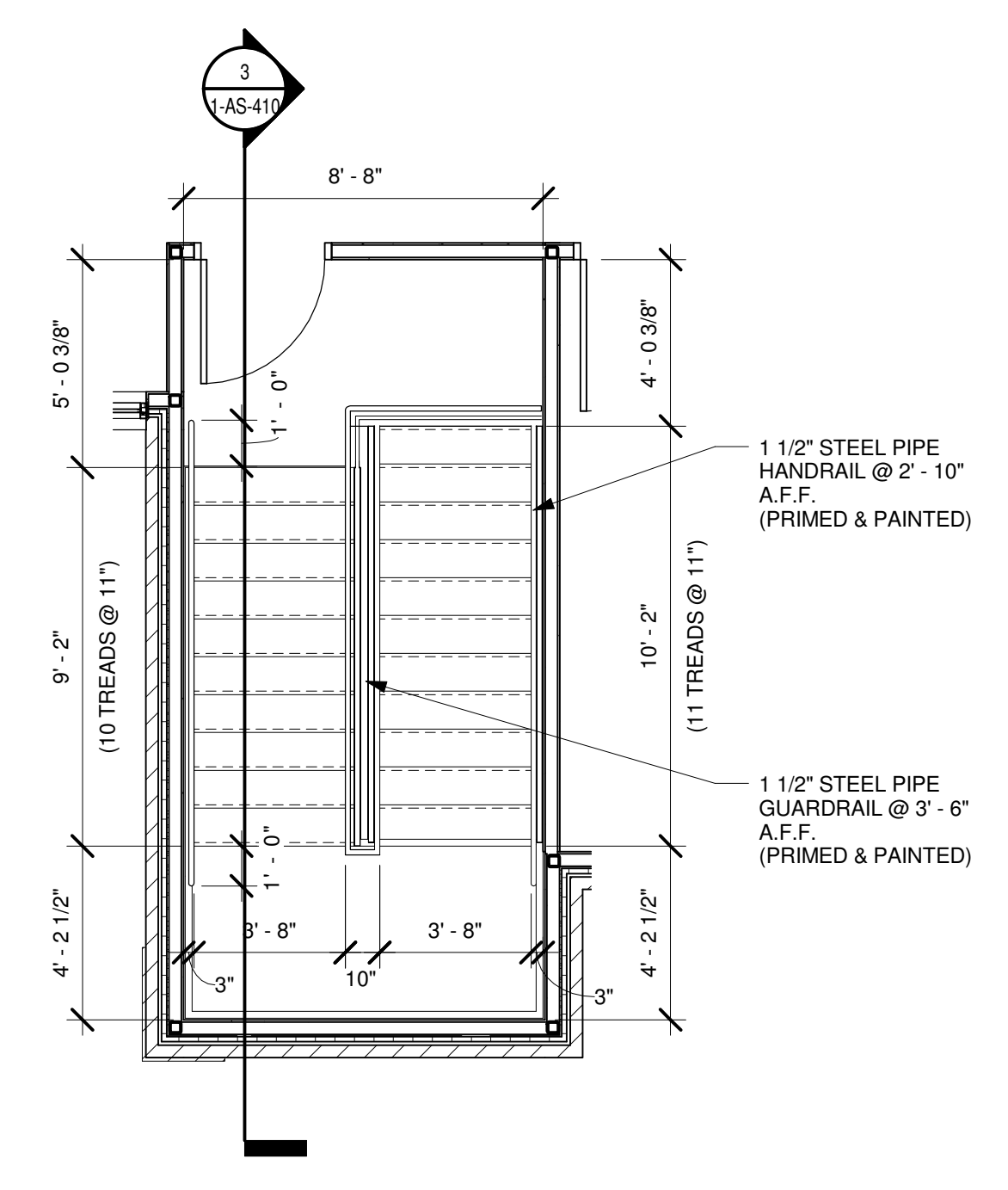
Dwg. of

Office of Construction and Facilities Management

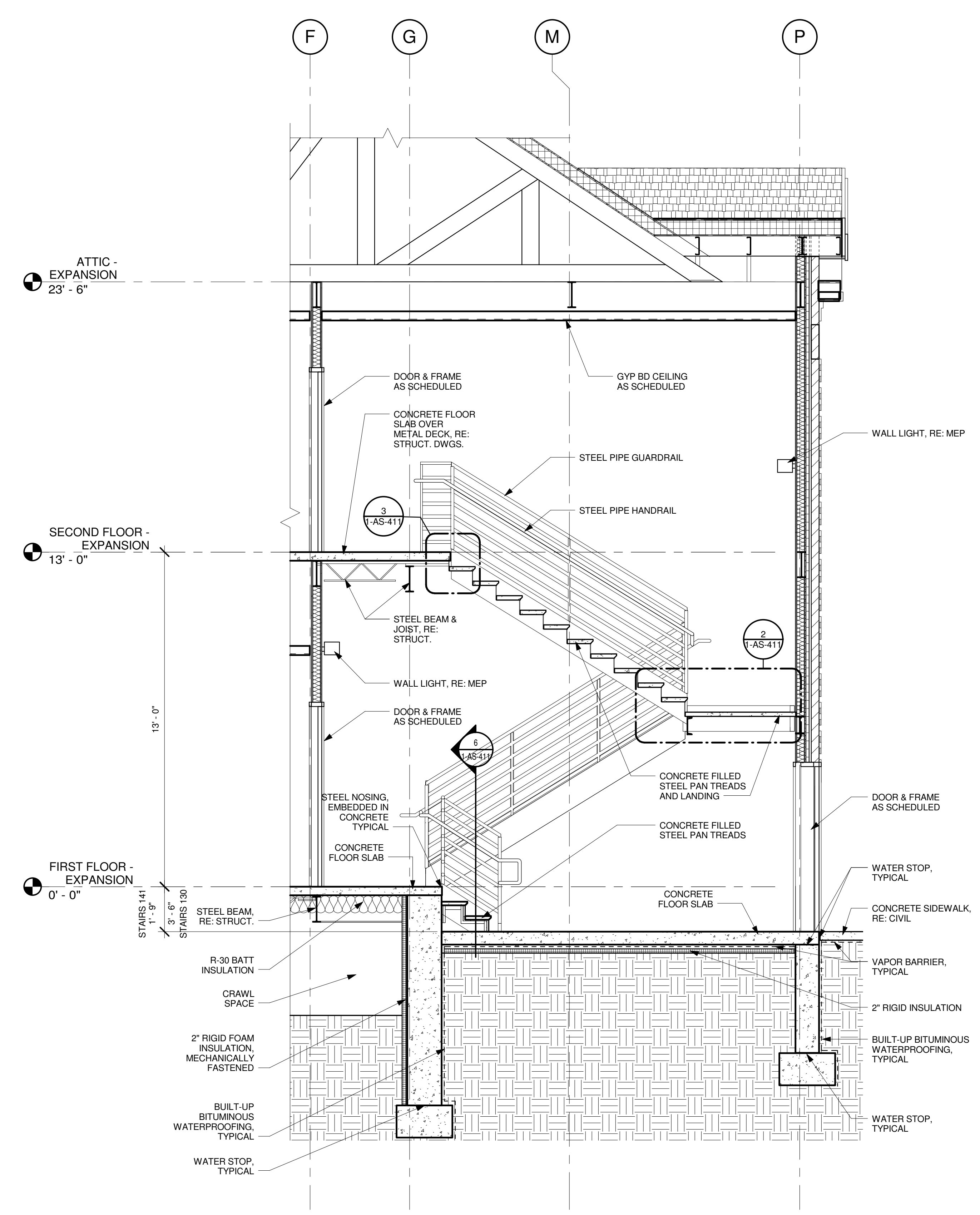
three eighths inch = one foot
 one eighth inch = one foot
 one quarter inch = one foot
 one half inch = one foot
 three quarters inch = one foot
 one inch = one foot
 one and one half inches = one foot
 two inches = one foot
 three inches = one foot
 four inches = one foot
 five inches = one foot
 six inches = one foot
 seven inches = one foot
 eight inches = one foot
 nine inches = one foot
 ten inches = one foot
 eleven inches = one foot
 twelve inches = one foot



1 ENLARGED PLAN - STAIRS 141
 SCALE: 1/4" = 1'-0"




2 ENLARGED PLAN - STAIRS 227
 SCALE: 1/4" = 1'-0"



3 SECTION @ STAIRS
 SCALE: 3/8" = 1'-0"

Revisions:	Date:



CONSULTANTS:

Terracon
 Consulting Engineers & Scientists

Peaks to Plains Design

Great West engineering

H2B, INC.
 Texas Firm Registration No. 8856
 1225 N Loop W, Suite 900
 HOUSTON, TX 77008
 713.864.2900

SSR Smith Seckman Reid, Inc.
 7995 East Prairie Avenue, Suite 104-E
 Greenwood Village, CO 80111
 (303) 778-1222
 FAX: (303) 694-9144
 www.ssr-inc.com

ARCHITECT/ENGINEERS:
COX DESIGN ASSOCIATES

ARCHITECTURE PLANNING INTERIORS

Austin 5121 Bee Caves Road, Suite 203
 Austin, Texas 78746
 T: 512 - 327 - 4149
 F: 512 - 327 - 7679
 coxdesign@austin.tx.us

Chicago 345 N. Canal St. Suite 701
 Chicago, IL 60605
 T: 312 - 698 - 3380
 F: 312 - 454 - 9439
 bcoc@coxtd.com

Approved: Chief of MH	Approved: Chief of FMS
Date:	Date:
Approved: Director	Approved: Assoc. Director
Date:	Date:

Drawing Title
STAIR PLANS & SECTIONS

Location
**VAMC SHERIDAN WY
 1898 FORT ROAD
 SHERIDAN, WY 82801**

Project Name
**EXPAND DOMICILIARY
 BUILDING 64**

Project Number
666-309

Date
 13 MAR. 2015

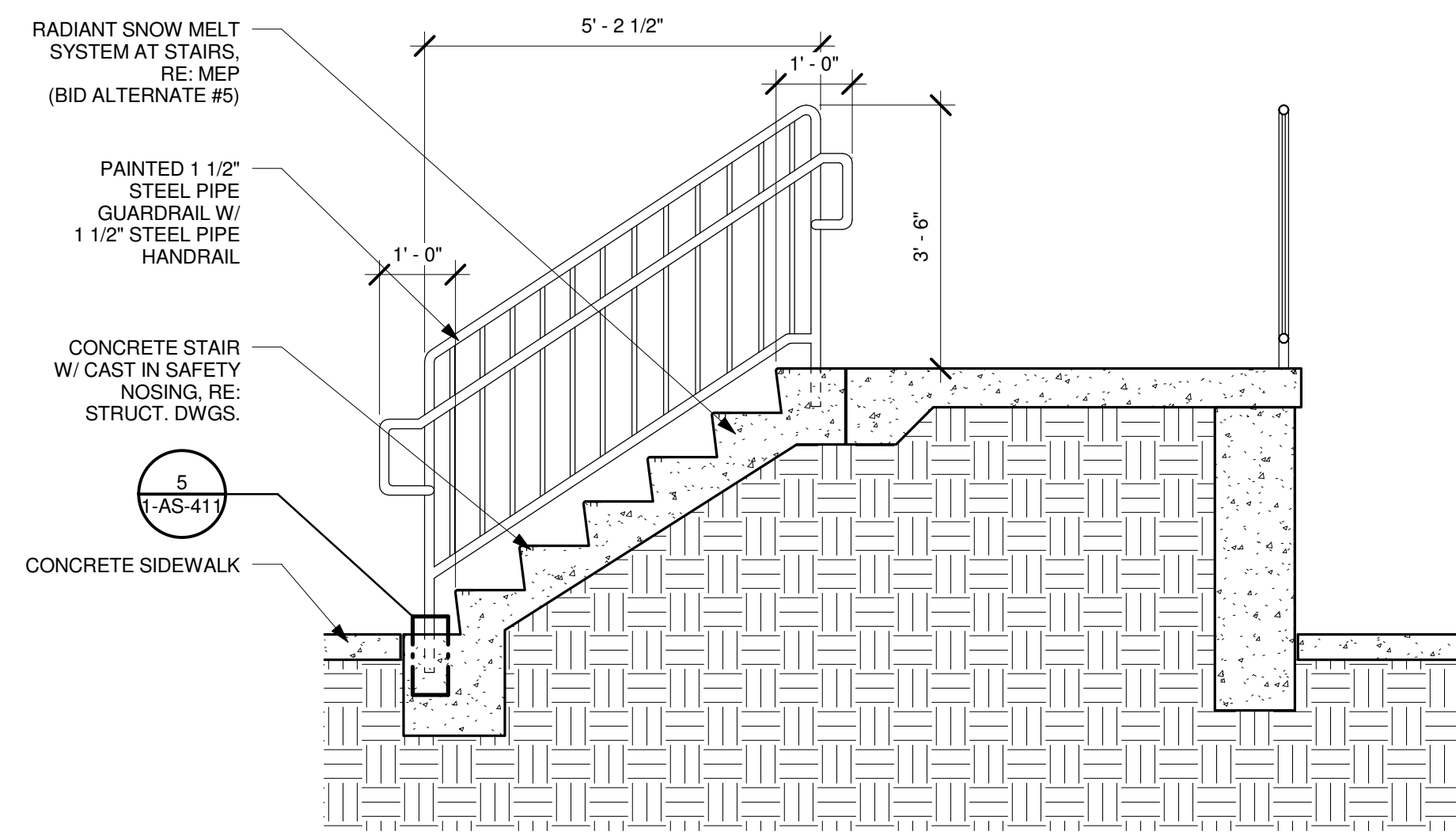
Drawing Number
1-AS-410

Dwg. of

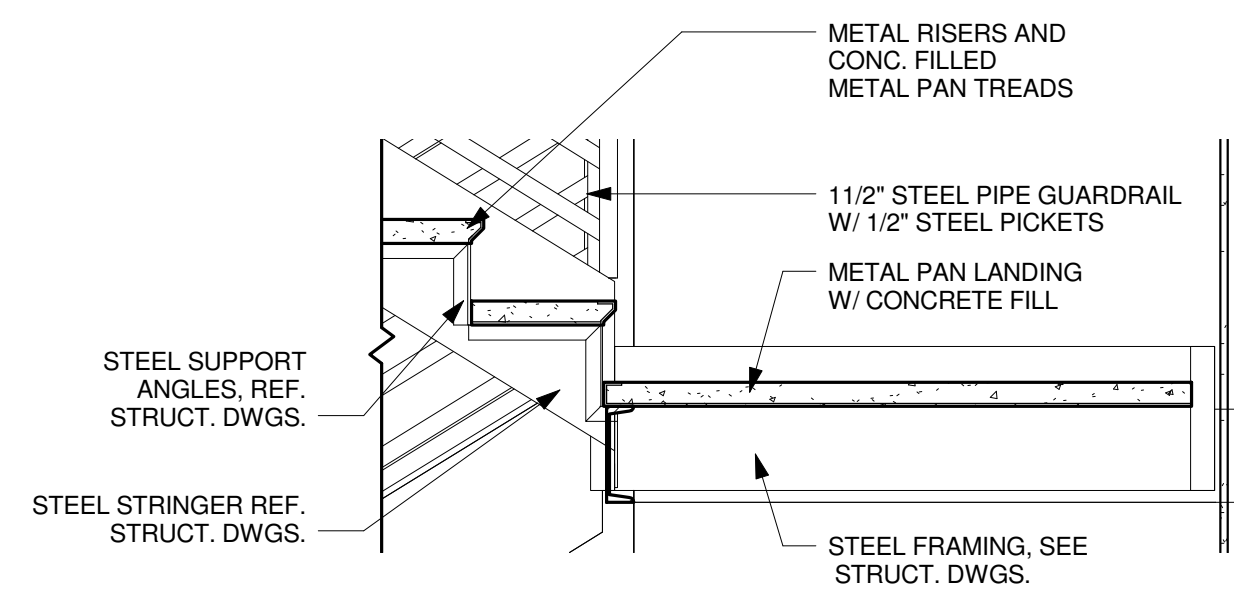
Building Number	Checked	Drawn
64	RHC	MAG

BUILDING IS FULLY SPRINKLERED

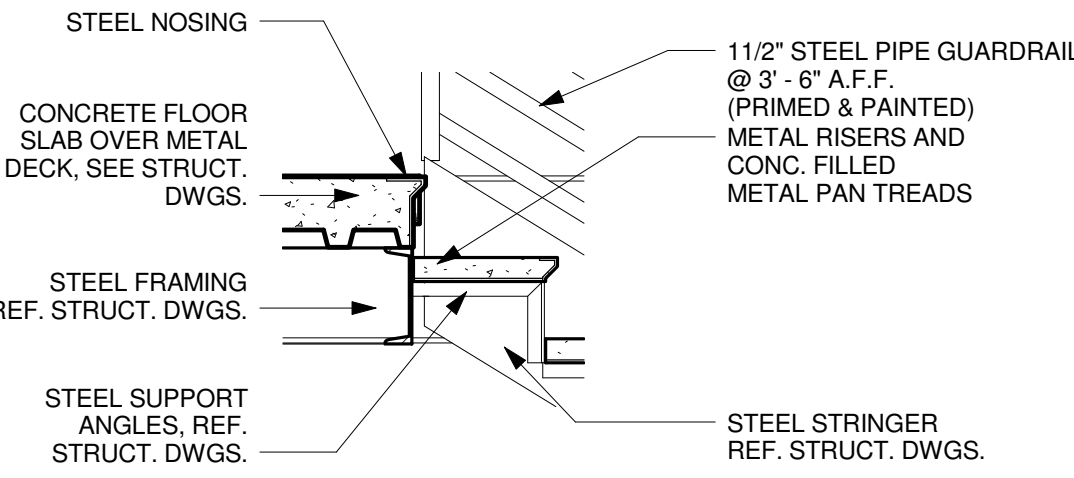
Office of Construction and Facilities Management



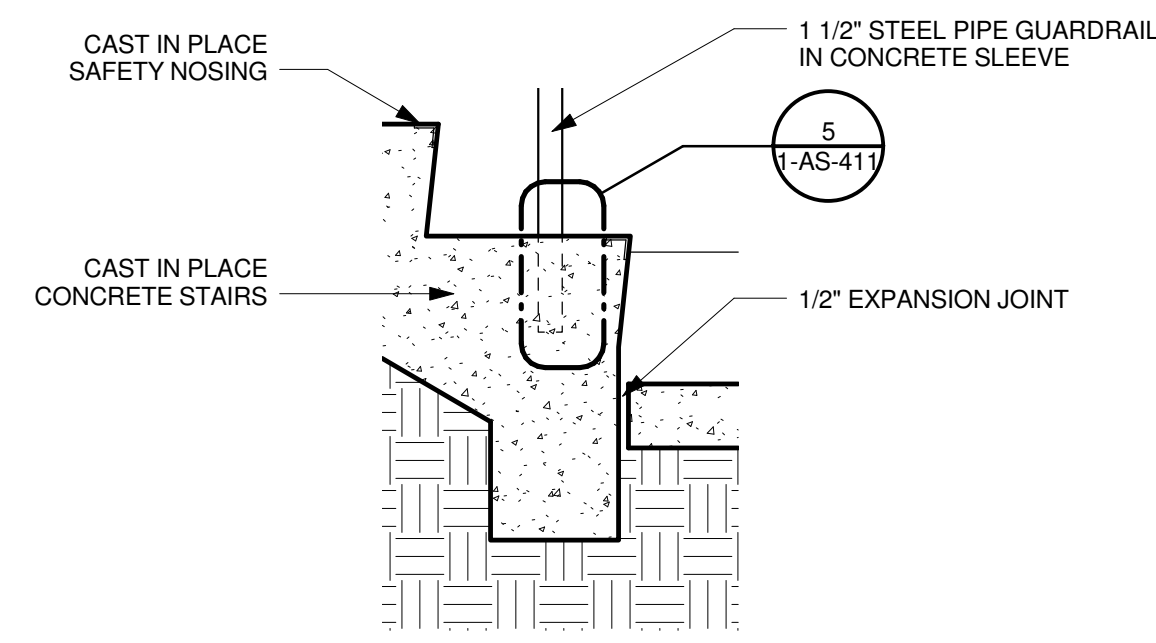
1 STAIR SECTION @ LOADING DOCK
SCALE: 1/2" = 1'-0"



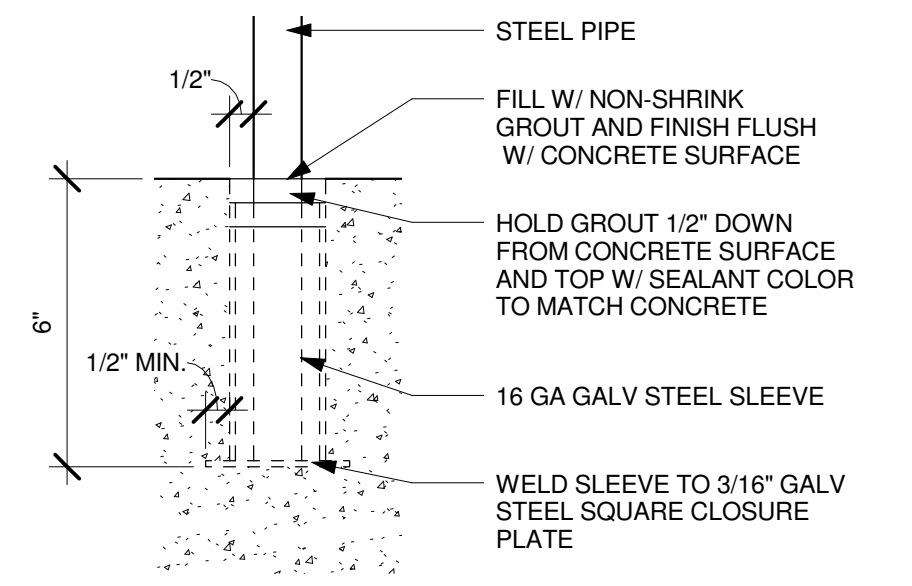
2 STAIR DETAIL @ LANDING
SCALE: 3/4" = 1'-0"



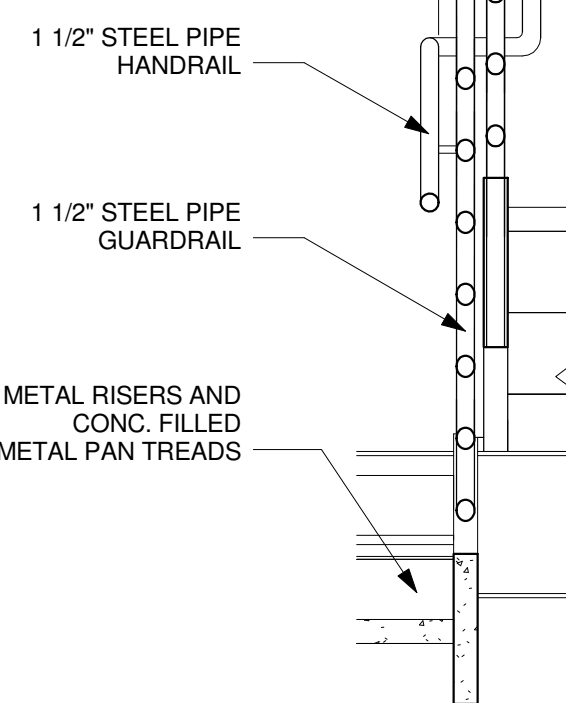
3 STAIR DETAIL @ LANDING
SCALE: 3/4" = 1'-0"



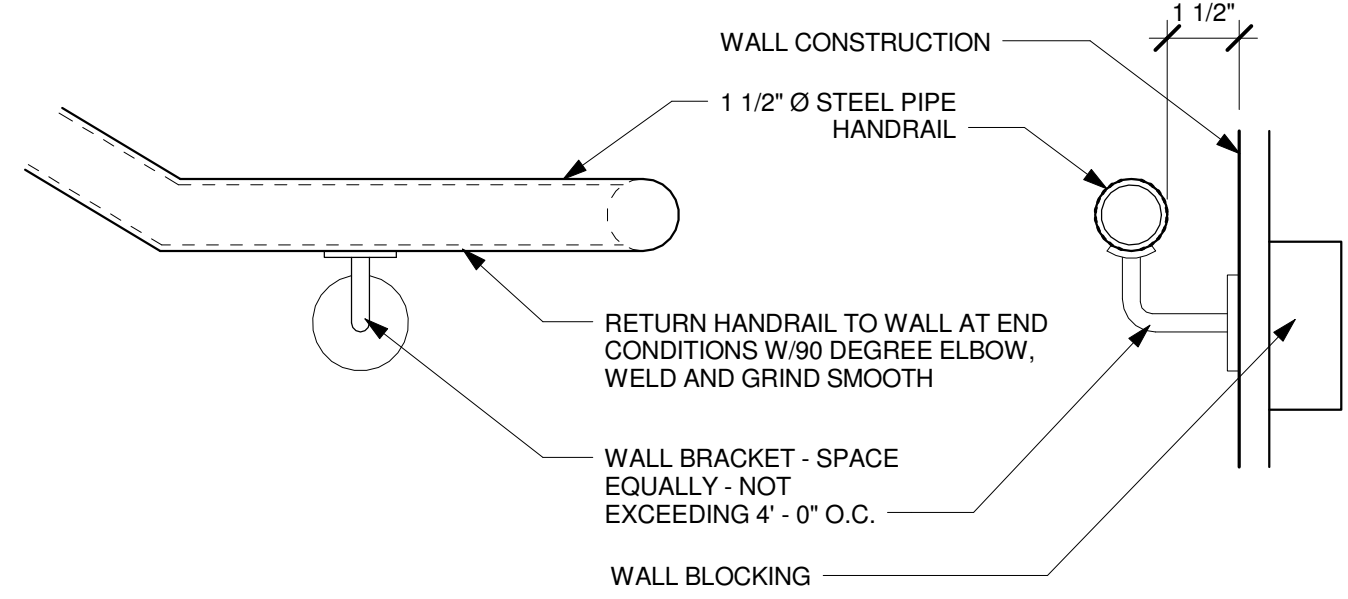
4 STAIR DETAIL
SCALE: 1" = 1'-0"



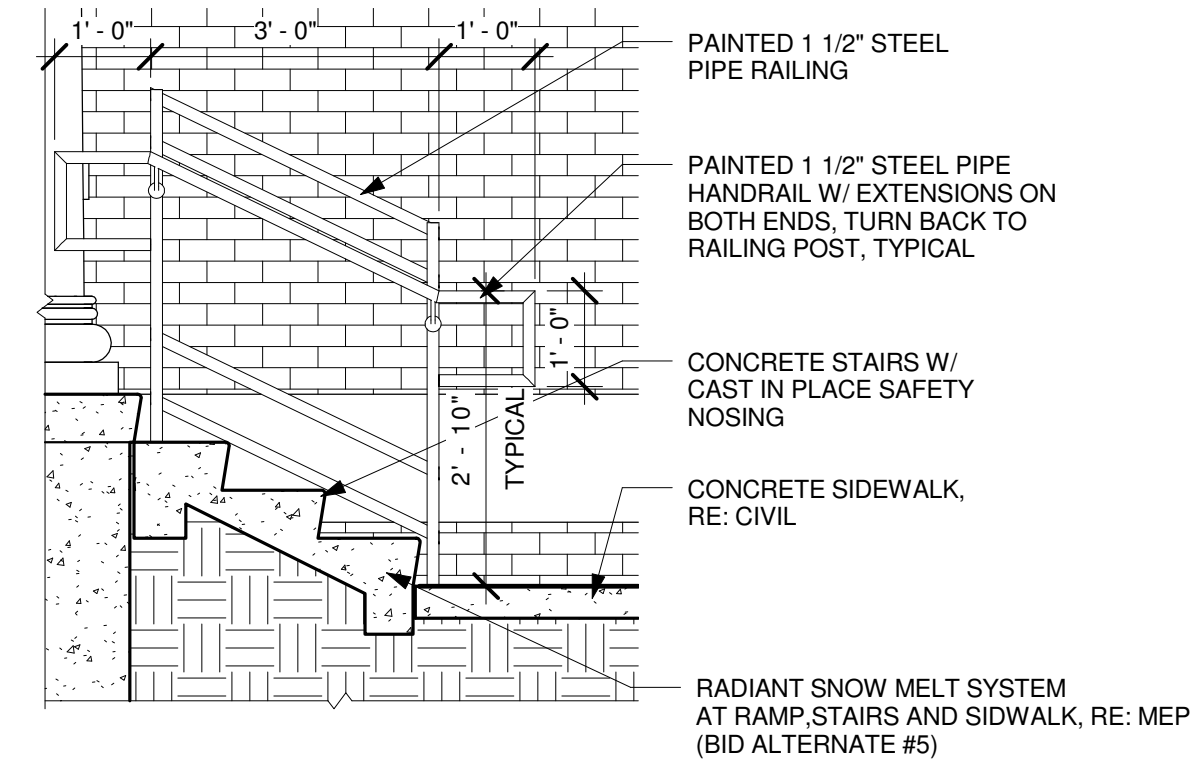
5 RAILING ANCHOR DETAIL
SCALE: 3" = 1'-0"



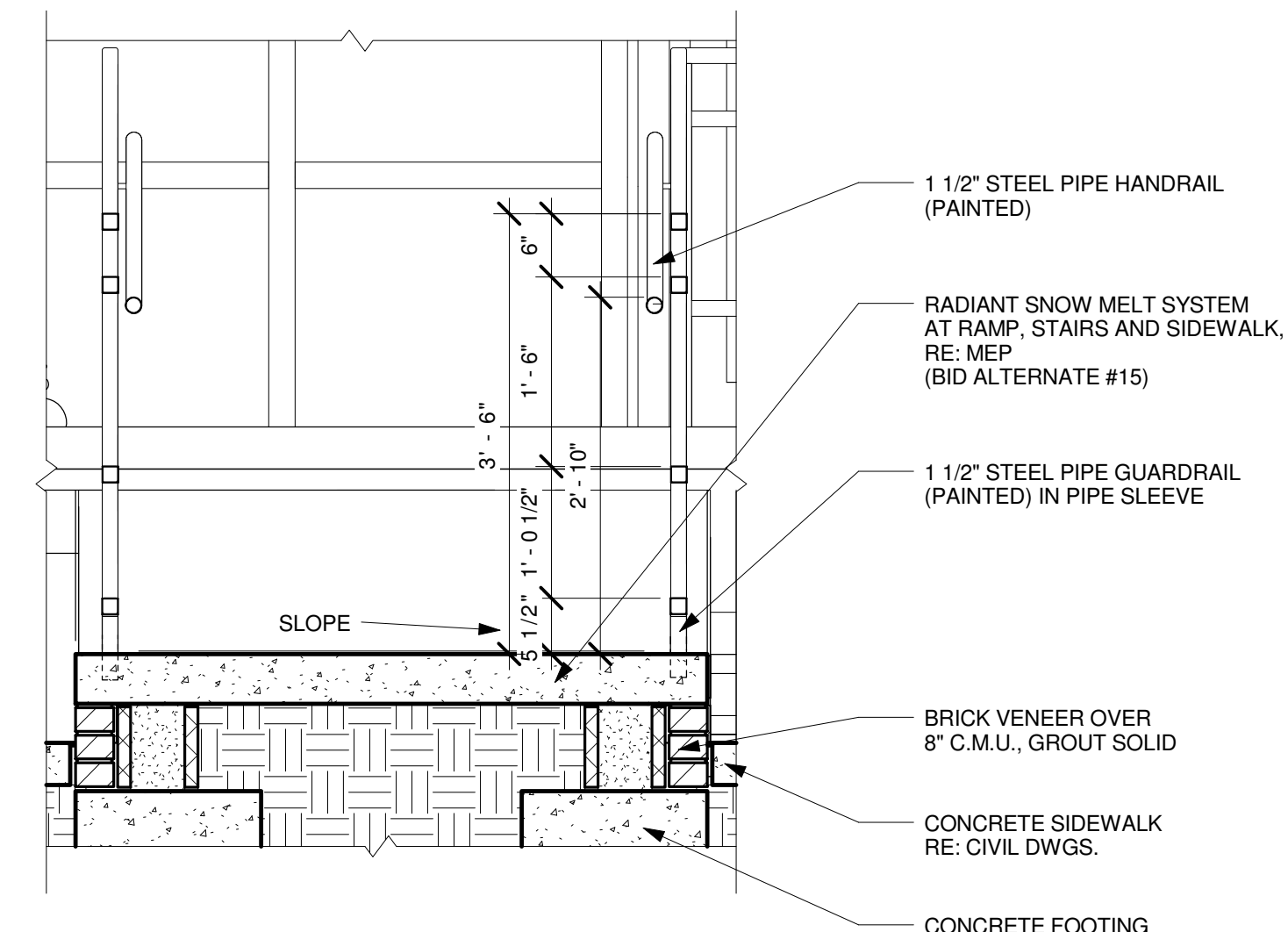
6 STAIR RAILING SECTION
SCALE: 3/4" = 1'-0"




7 HANDRAIL DETAIL
SCALE: 3" = 1'-0"



9 STAIR SECTION
SCALE: 1/2" = 1'-0"



8 RAMP SECTION DETAIL
SCALE: 3/4" = 1'-0"



CONSULTANTS:



H2B, INC.
Texas Firm Registration No. 8856
1225 N Loop W, Suite 900
HOUSTON, TX 77008
713.864.2900

SSR Smith Seckman Reid, Inc.
7995 East Pringle Avenue, Suite 104-E
Greenwood Village, CO 80111
(303) 778-1222
FAX: (303) 694-9144
www.ssr-inc.com

ARCHITECT/ENGINEERS:

COX DESIGN ASSOCIATES

ARCHITECTURE PLANNING INTERIORS
Austin 5121 Bee Caves Road, Suite 203 Austin, Texas 78746 T: 512 - 327 - 4149 F: 512 - 327 - 7679 coxdesign@austin.rr.com
Chicago 345 N. Canal St. Suite 701 Chicago, IL 60605 T: 312 - 698 - 3880 F: 312 - 454 - 9439 bcoc@coxld.com

Approved: Chief of MH

Date:

Approved: Director

Date:

Approved: Chief of FMS

Date:

Approved: Assoc. Director

Date:

Drawing Title
STAIR DETAILS

Location
**VAMC SHERIDAN WY
1898 FORT ROAD
SHERIDAN, WY 82801**

Project Name
**EXPAND DOMICILIARY
BUILDING 64**

Building Number
64

Checked
RHC

Drawn
MAG

Project Number
666-309

Date
13 MAR. 2015

Drawing Number
1-AS-411

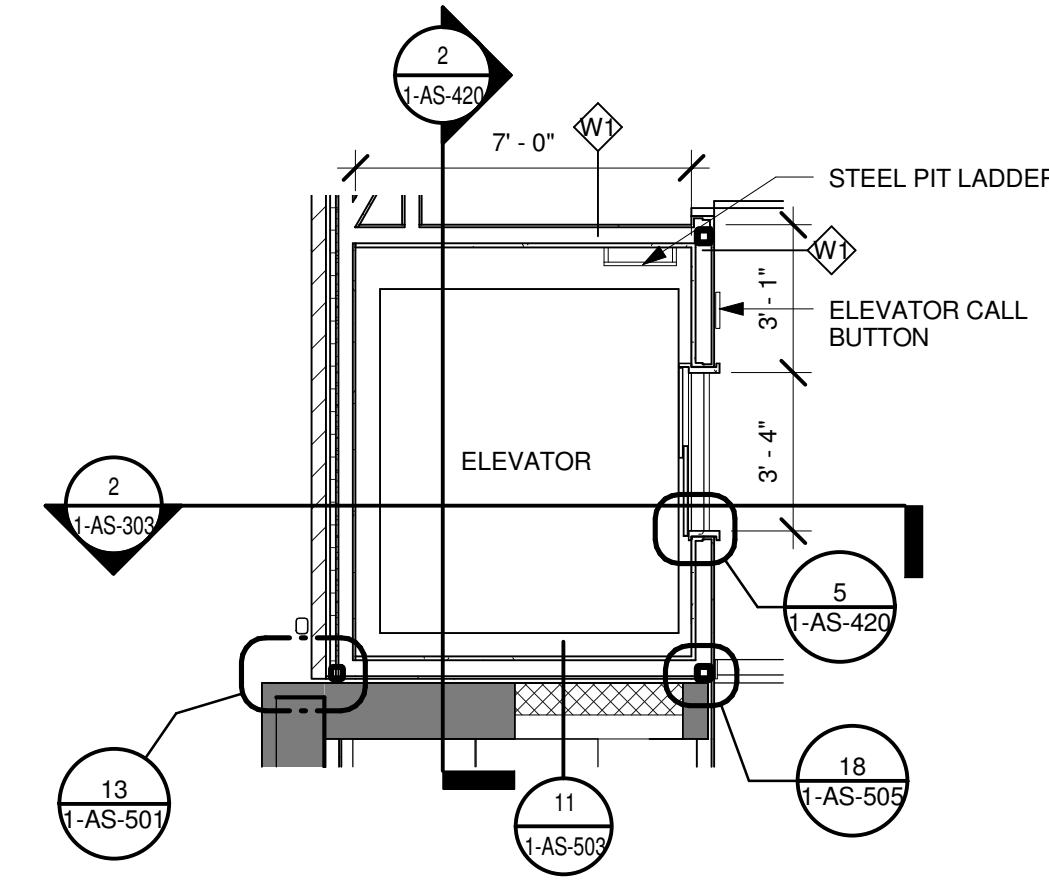
Dwg. of

BUILDING IS FULLY SPRINKLERED

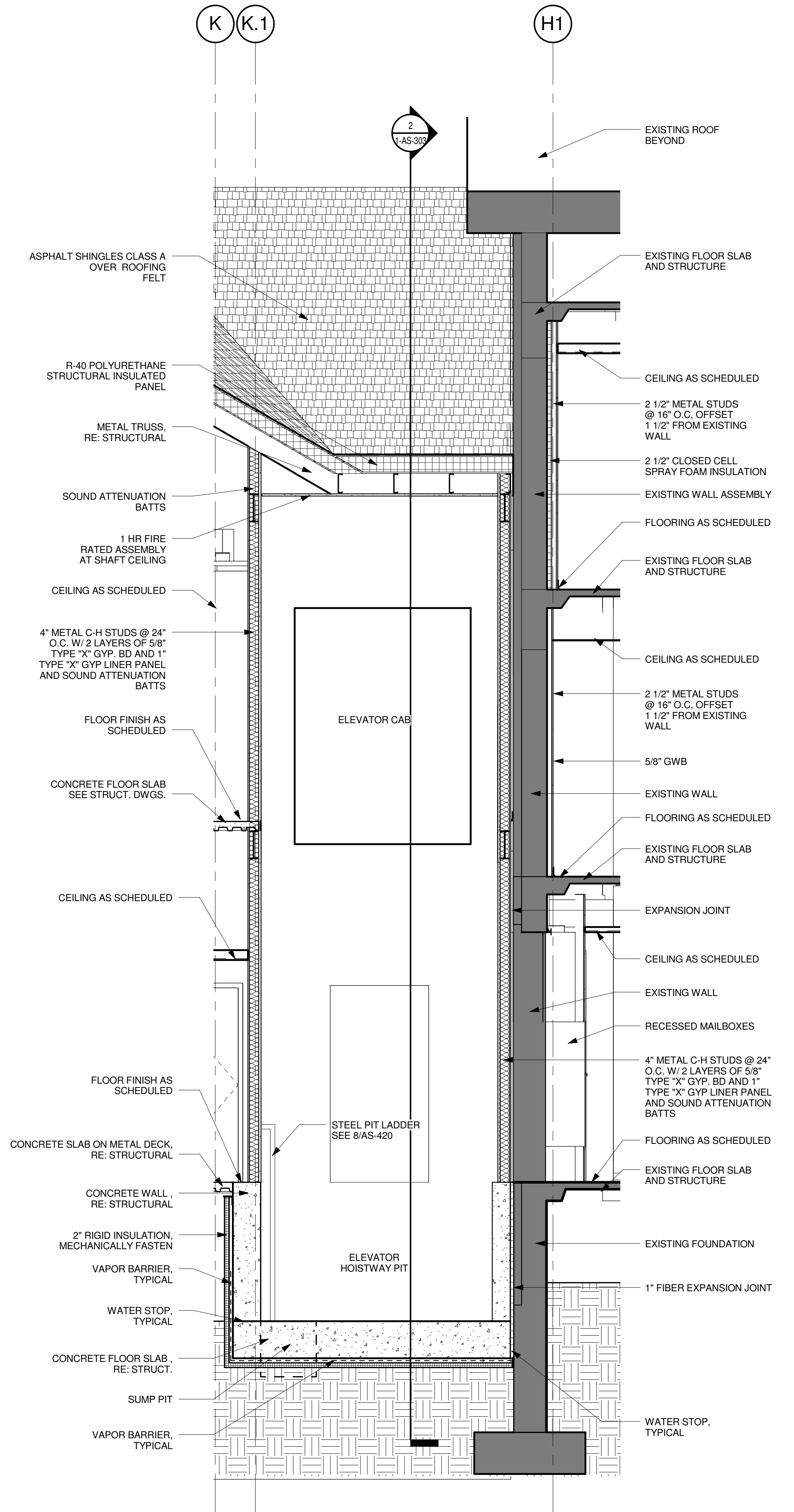
Office of Construction and Facilities Management



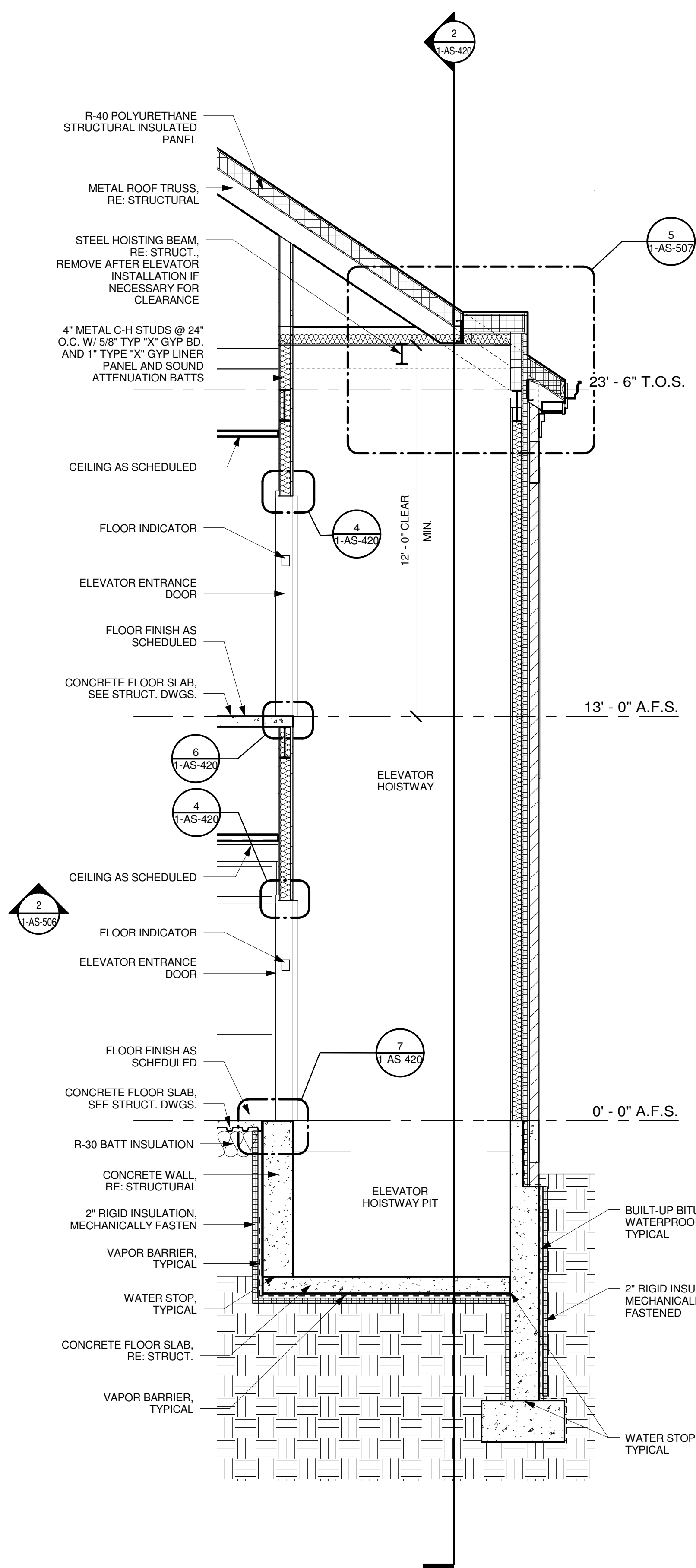
three eighths inch = one foot
 one eighth inch = one foot
 one quarter inch = one foot
 one half inch = one foot
 one inch = one foot
 one and one half inches = one foot
 two inches = one foot
 three inches = one foot
 four inches = one foot
 five inches = one foot
 six inches = one foot
 seven inches = one foot
 eight inches = one foot
 nine inches = one foot
 ten inches = one foot
 eleven inches = one foot
 twelve inches = one foot



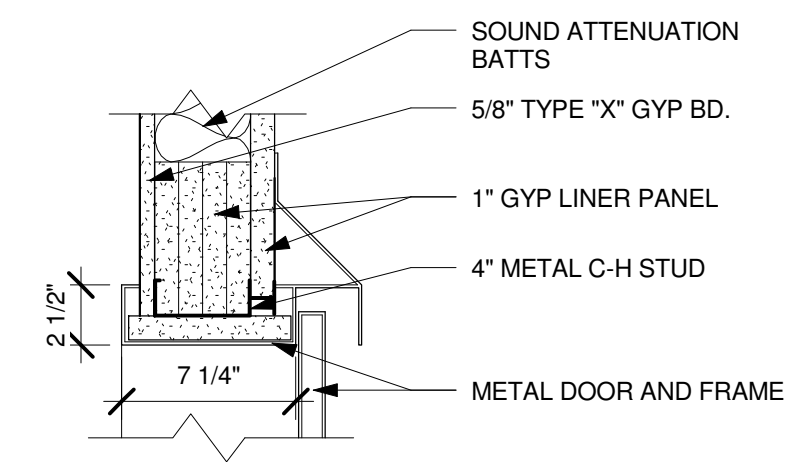
1 ENLARGED PLAN - ELEVATOR
 SCALE: 1/4" = 1'-0"



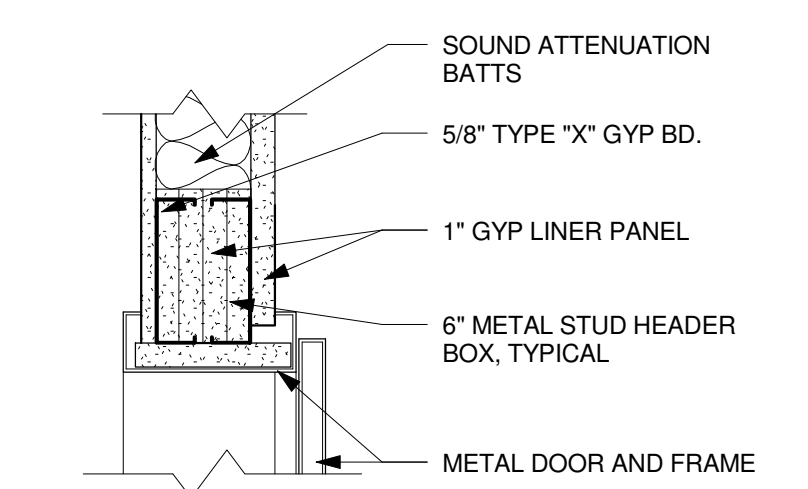
2 NORTH-SOUTH SECTION @ ELEVATOR
 SCALE: 3/8" = 1'-0"



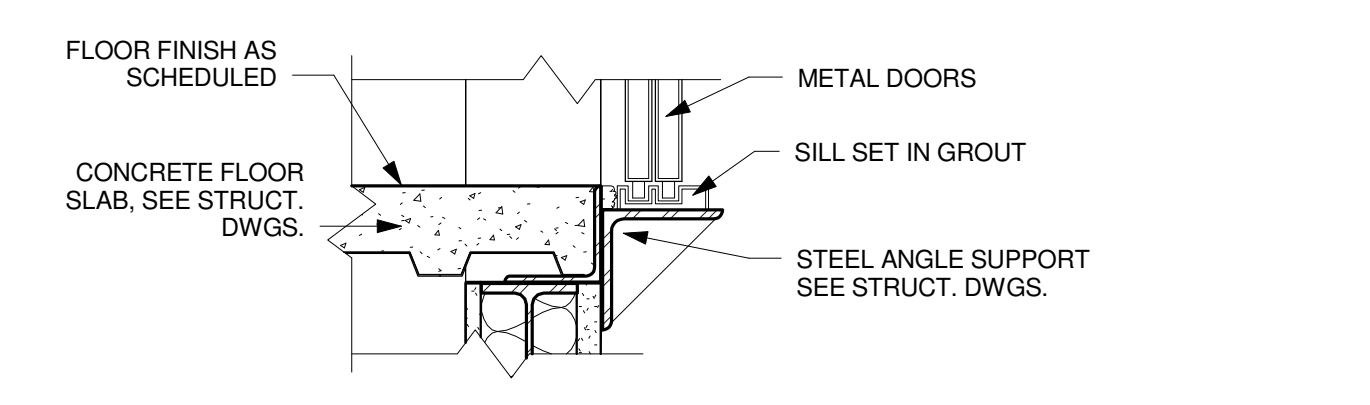
3 EAST-WEST SECTION @ ELEVATOR
 SCALE: 3/8" = 1'-0"



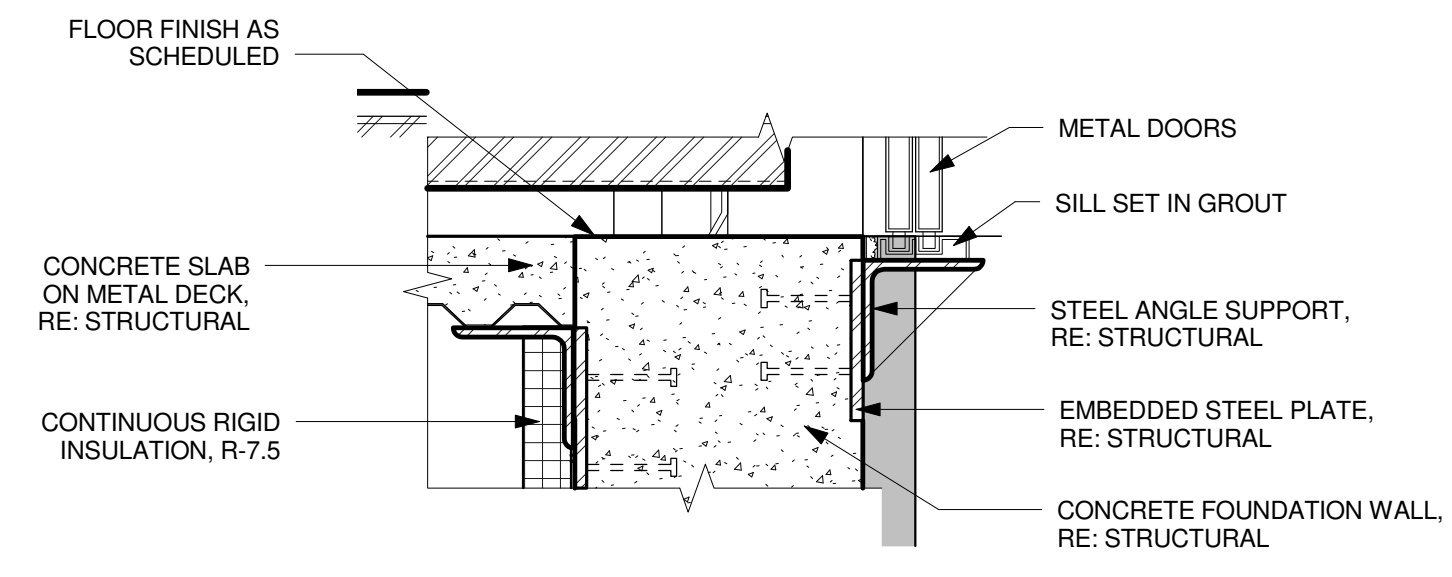
4 HEAD DETAIL @ ELEVATOR
 SCALE: 1 1/2" = 1'-0"



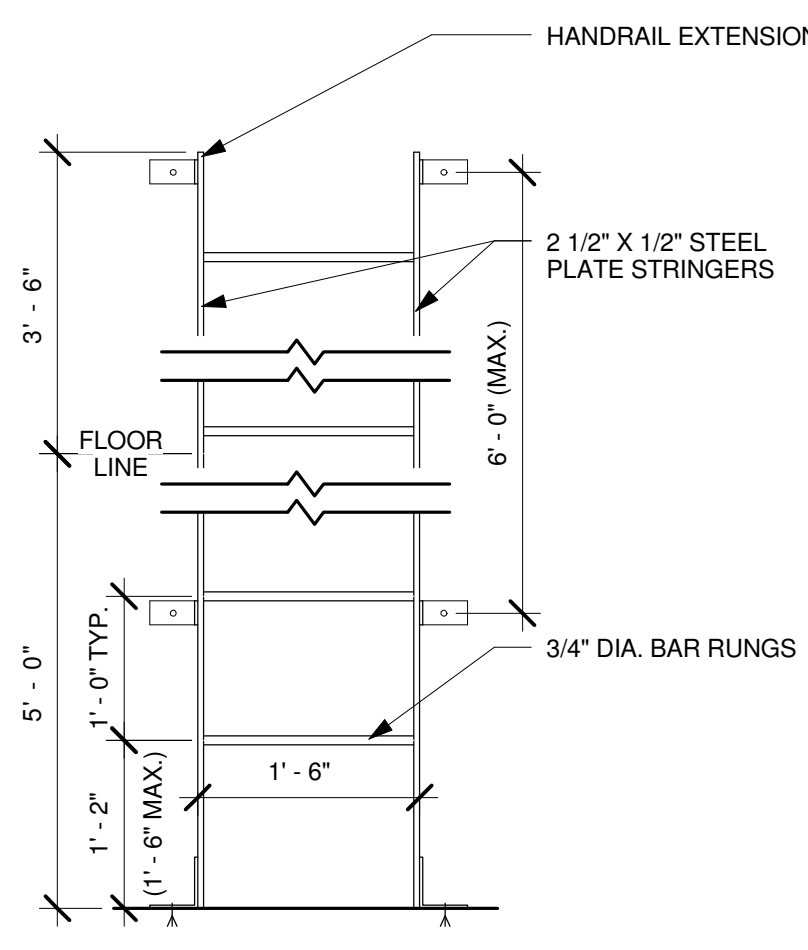
5 JAMB DETAIL @ ELEVATOR
 SCALE: 1 1/2" = 1'-0"



6 SILL DETAIL @ ELEVATOR
 SCALE: 1 1/2" = 1'-0"




7 SILL DETAIL @ ELEVATOR
 SCALE: 1 1/2" = 1'-0"



8 LADDER DETAIL
 SCALE: 3/4" = 1'-0"

BUILDING IS FULLY SPRINKLERED

Revisions:	Date:



CONSULTANTS:

Terracon Consulting Engineers & Scientists

Peaks to Plains Design

Great West engineering

H2B, INC.
 Texas Firm Registration No. 8856
 1225 N Loop W, Suite 900
 HOUSTON, TX 77008
 713.864.2900

SSR Smith Beckman Rod, INC.
 7995 East Prineas Avenue, Suite 104-E
 Greenwood Village, CO 80111
 (303) 778-1222
 FAX: (303) 694-9144
 www.ssr-inc.com

ARCHITECT/ENGINEERS:
COX DESIGN ASSOCIATES

ARCHITECTURE PLANNING INTERIORS

Austin 5121 Bee Caves Road, Suite 203
 Austin, Texas 78746
 T: 312 - 698 - 3880
 F: 312 - 327 - 4149
 coxdesign@austin.rr.com

Chicago 345 N. Canal St. Suite 701
 Chicago, IL 60605
 T: 312 - 698 - 3880
 F: 312 - 454 - 9439
 bcoc@coxld.com

Approved: Chief of MH	Approved: Chief of FMS
Date:	Date:
Approved: Director	Approved: Assoc. Director
Date:	Date:

Drawing Title
ELEVATOR PLANS, SECTIONS & DETAILS

Location
**VAMC SHERIDAN WY
 1898 FORT ROAD
 SHERIDAN, WY 82801**

Project Name EXPAND DOMICILIARY BUILDING 64			Project Number 666-309
Building Number 64			Date 13 MAR. 2015
Checked RHC	Drawn MAG	Drawing Number 1-AS-420	
Dwg. of			

Office of
 Construction
 and Facilities
 Management