



## FLOOR PLAN

### 675-15-652 Replace Loading Dock Doors/Frames - Viera

A - D700 Replace Double Doors, Door Frame and Closer Mechanism and all hardware to match existing

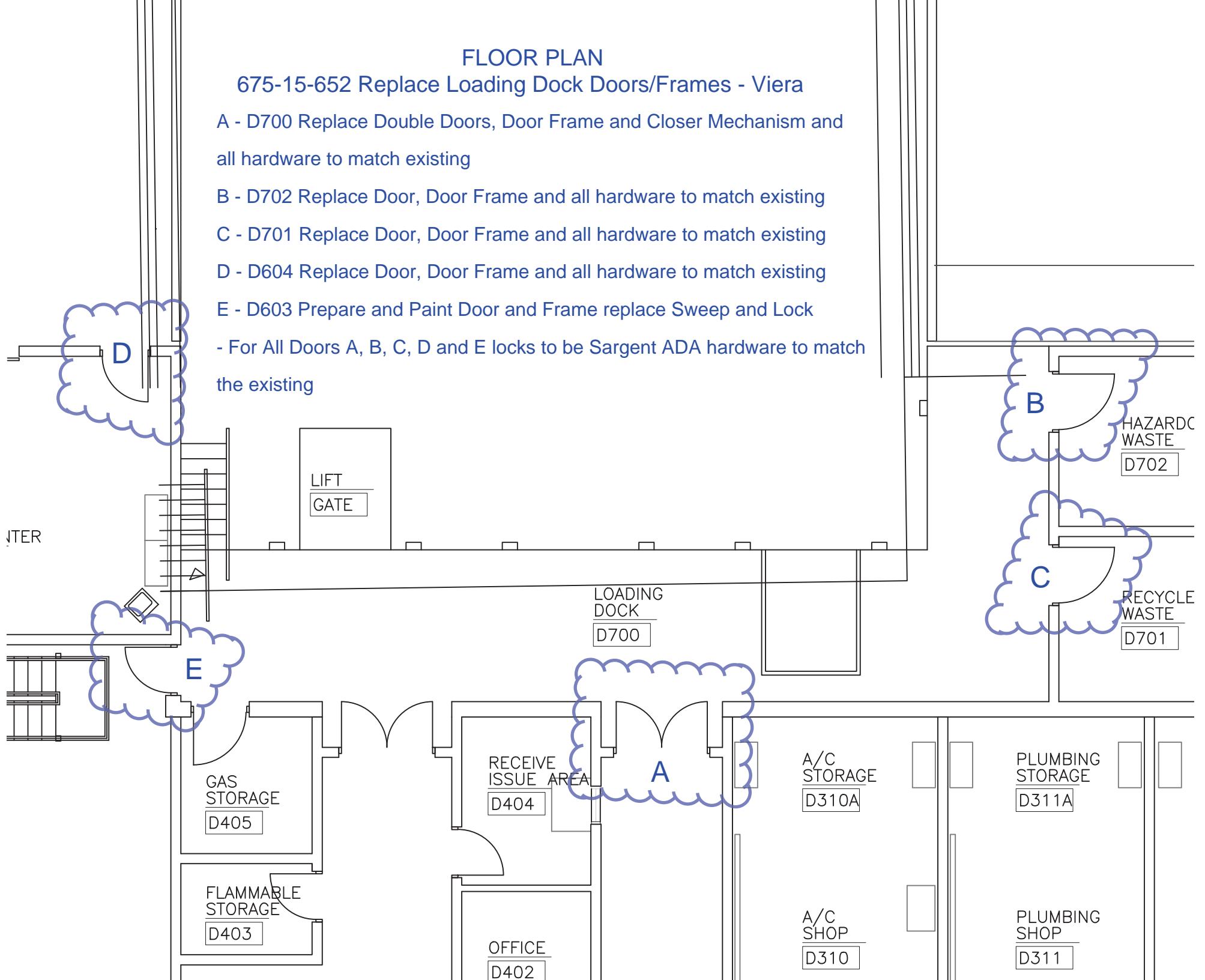
B - D702 Replace Door, Door Frame and all hardware to match existing

C - D701 Replace Door, Door Frame and all hardware to match existing



D - D604 Replace Door, Door Frame and all hardware to match existing

E - D603 Prepare and Paint Door and Frame replace Sweep and Lock

- For All Doors A, B, C, D and E locks to be Sargent ADA hardware to match the existing



# ATTACHMENT 1 PICTURES – D700 Double Doors



**ATTACHMENT 2 PICTURES – D702 Single Door**



**ATTACHMENT 3 PICTURES – D701 Single Door**



**ATTACHMENT 4 PICTURES – D604 Single Door**



**ATTACHMENT 5 PICTURES – D603 Single Door**

