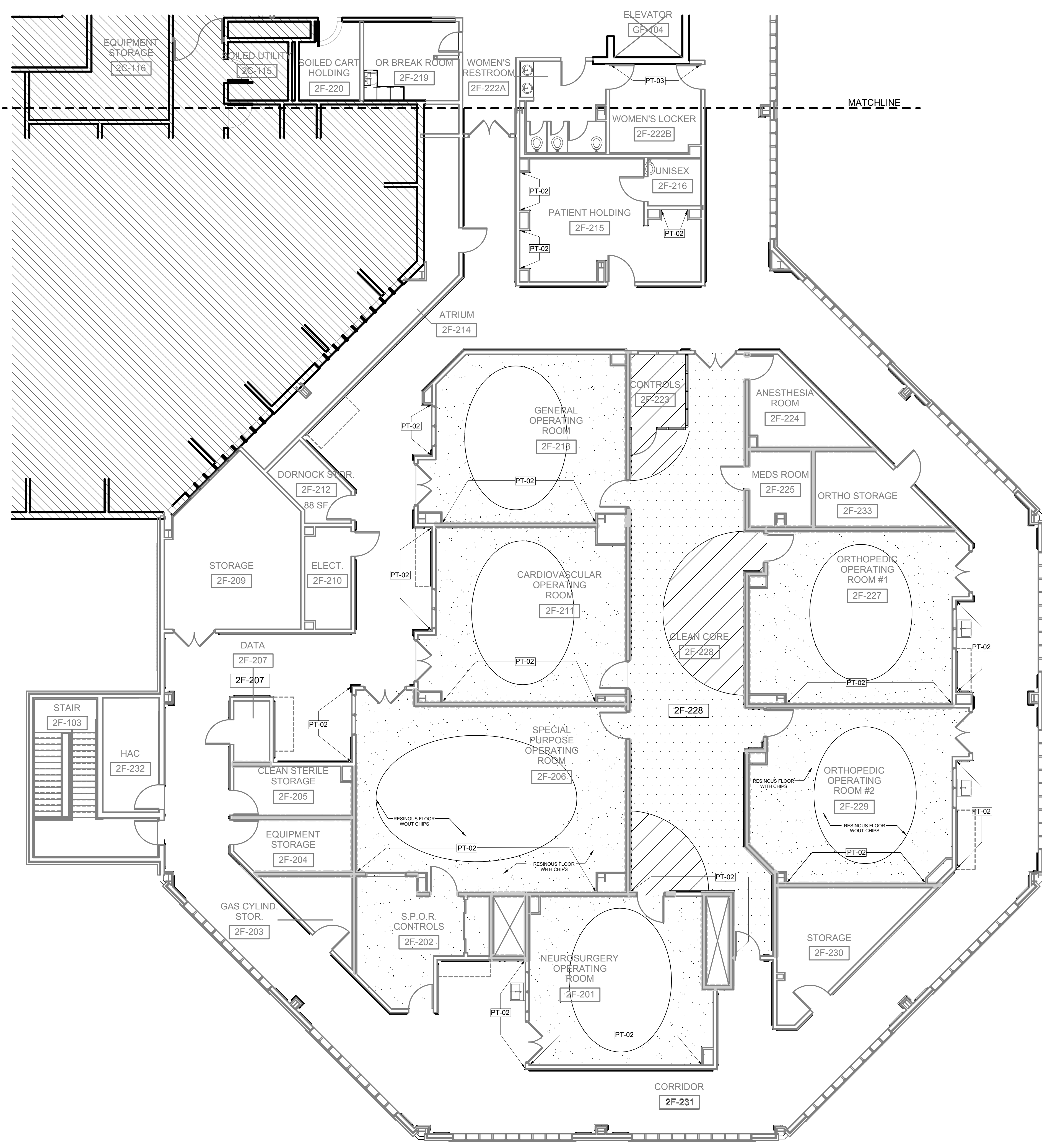


three inches = one foot
one and one half inches = one foot
one inch = one foot
three quarters inch = one foot
one half inch = one foot
one quarter inch = one foot
one eighth inch = one foot



NOTE : ONLY ROOMS WITH MULTIPLE FLOOR PATTERNS ARE SHOWN HATCHED. PLEASE SEE FINISH SCHEDULE FOR ALL OTHER ROOM FLOORING FINISHES.

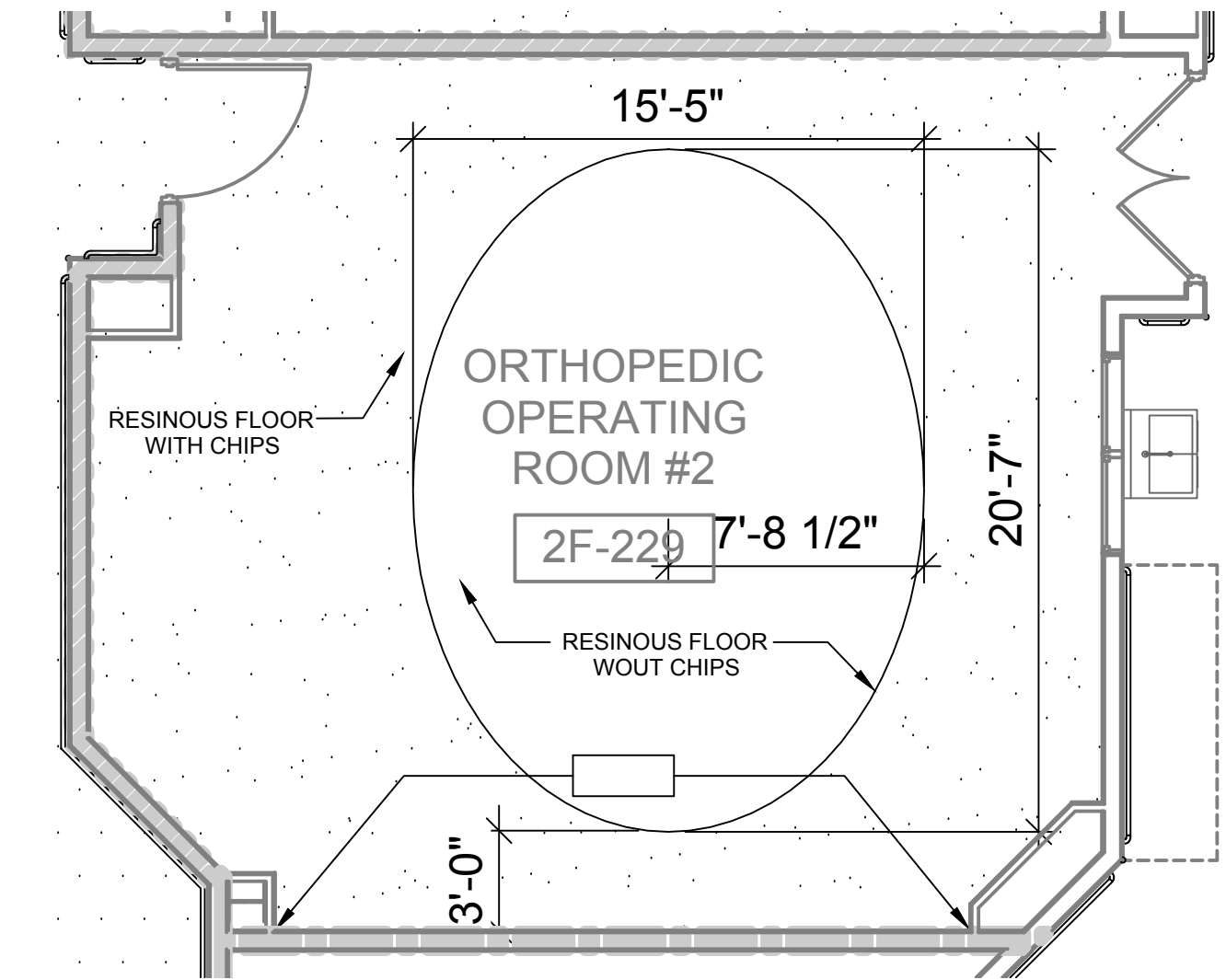
1 SECOND FLOOR PLAN ACCENT WALL PAINT AND MULTI-COLOR FLOORING PATTERNS
1/8" = 1'-0"

FINISH LEGEND

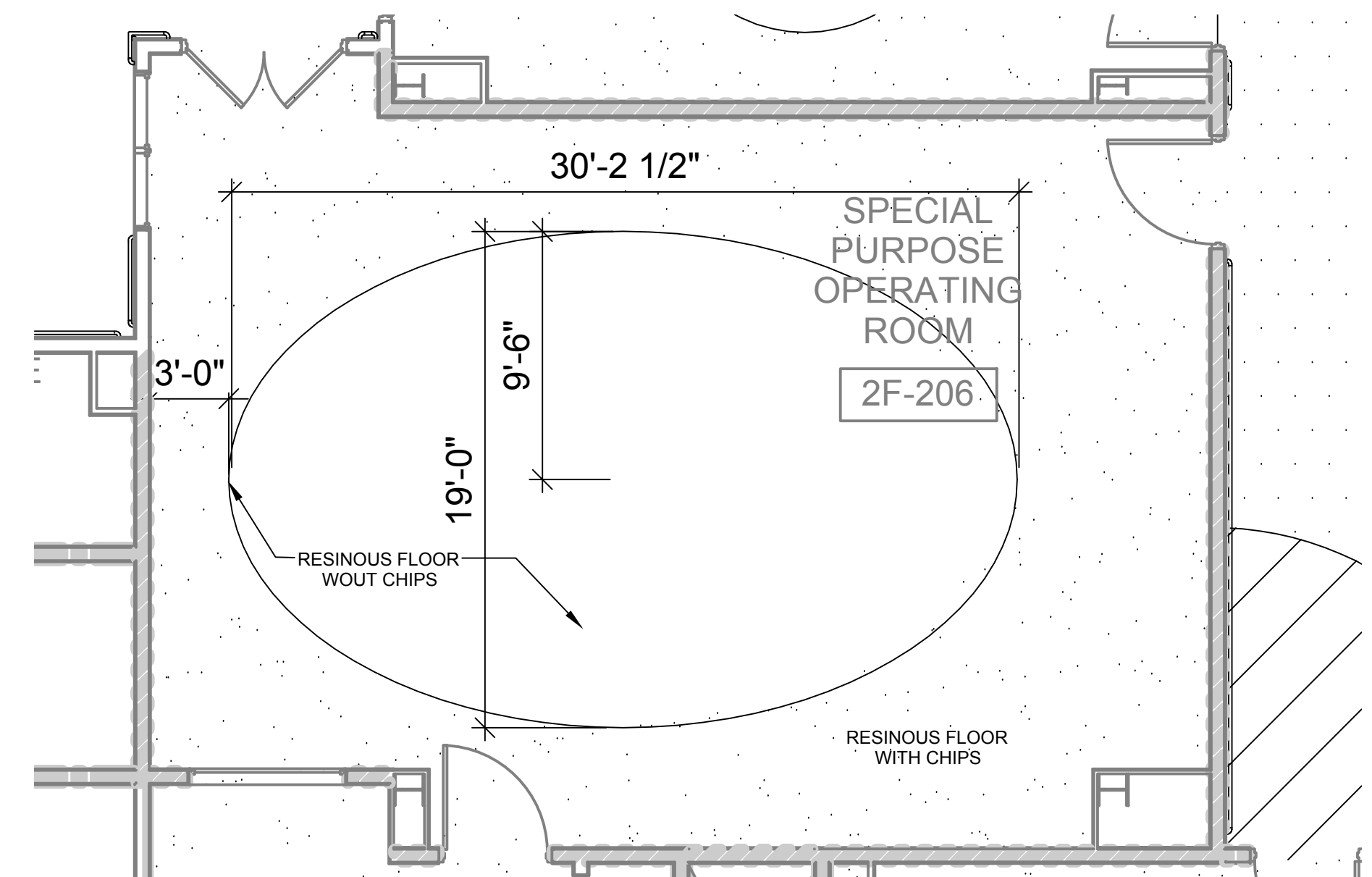
- RESINOUS FLOORING : RES 1 WITHOUT CHIPS
- RESINOUS FLOORING : RES 1 WITH 1% CHIPS
- RESINOUS FLOORING : RES 2
- RESINOUS FLOORING : RES 3
- AREA NOT IN CONTRACT

GENERAL NOTES

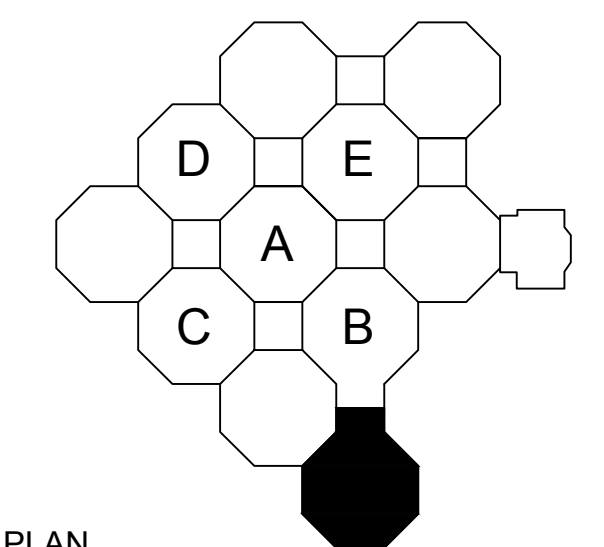
- HANDRAIL, WALL BUMPER RAIL TO RUN CONTINUOUSLY FROM DOOR TO DOOR.
- FLASH PATCH FLOORING AS REQUIRED TO PROVIDE FLUSH TRANSITIONS AT VARYING FLOOR MATERIALS TRANSITION, U.N.O.
- PAINT ALL GWB SOFFITS AND FASCIA TO MATCH FINISH SCHEDULE. PROVIDE 1/2" PREMANUFACTURED ALUM. REVEAL WHERE SHOWN, OR WHERE COLORS TRANSITION. NOTIFY ARCHITECT OF ALL COMPONENTS REQUIRING FINISH SELECTIONS THAT ARE NOT SHOWN IN DOCUMENTS.
- WELD ROD IN SEAMLESS FLOORING TO MATCH FLOORING.
- CEILING ACCESS PANELS, HVAC DIFFUSERS & GRILLES TO BE WHITE U.N.O.
- ALL EXISTING WALLS TO REMAIN IN THE PROJECT BOUNDARY TO BE PREPPED AND RECIEVE NEW WALL FINISHES.
- FLOOR LEVELING WILL BE AN APPLIED TOPPING THROUGHOUT THE ENTIRE FLOORS PROJECT AREA. CONTRACTOR TO SURVEY ENTIRE FLOOR AREA TO DETERMINE OUT OF LEVEL CONDITIONS THAT WOULD PROHIBIT THE PLACEMENT OF FLOORING, FILES OR FURNITURE, AND OR INTERFERE W THE INSTALLATION OF MILLWORK OR CASEWORK. CONTRACTOR TO PROVIDE LEVELING TO ACCOMMODATE CASEWORK / MILLWORK, FLOOR FINISHES, ETC.



2 ENLARGED OPERATING FLOOR PATTERN PLAN - TYPICAL
1/8" = 1'-0"



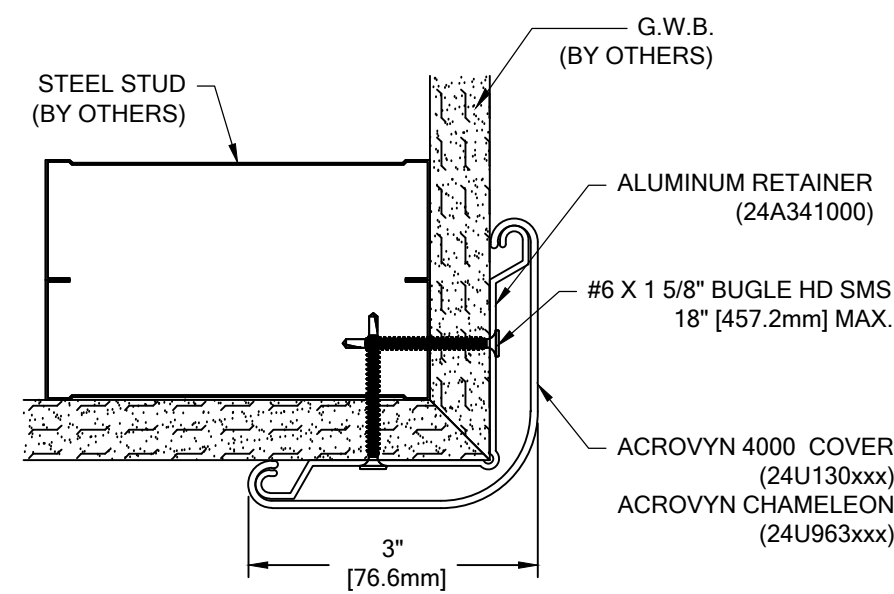
3 ENLARGED OPERATING FLOOR PATTERN PLAN
3/16" = 1'-0"



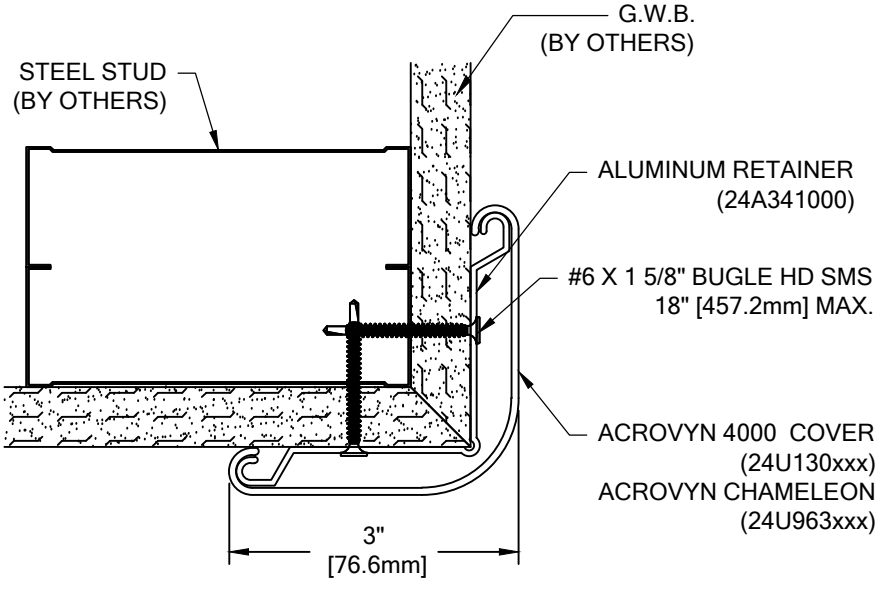
PLAN NORTH
KEY PLAN
LEVEL 2 FFE: 414.00'
SCALE: 1/8" = 1'-0"

CONSTRUCTION DOCUMENTS
FULLY SPRINKLERED

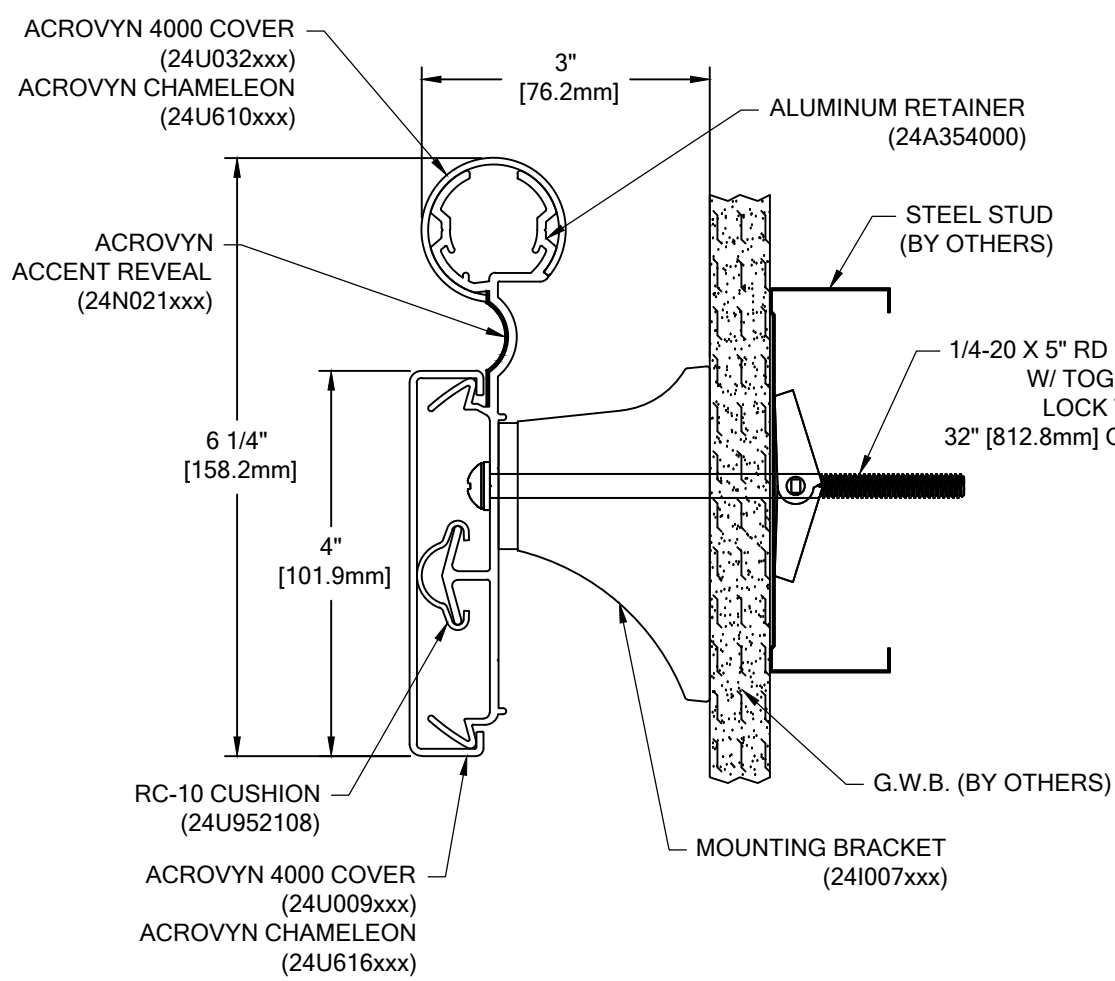
CONSULTANTS: BES INCORPORATED BES, INC 2712 BULL ST. BEAUFORT, SC 29902 843.522.2094		ARCHITECT/ENGINEERS: BES DESIGN/BUILD BES DESIGN/BUILD, LLC 766 Middle St, Fairhope, AL 36532 Phone: 251.990.5778 Fax: 251.990.3716		Drawing Title SECOND FLOOR INTERIORS PLAN		Project Title CONSTRUCT NEW OR SUITES		Project Number 598-12-207		CENTRAL ARKANSAS VETERANS AFFAIRS HEALTHCARE SYSTEM	
Revisions:		Approved: Project Director		Location JOHN L. McCLELLAN MEMORIAL VETERANS HOSPITAL; LITTLE ROCK, ARKANSAS		Building Number 1		Drawing Number IN101		Dwg. 64 of 125	
Date		Date		Date 1/23/15		Drawn ABrooks		Checked AChang		Department of Veterans Affairs	



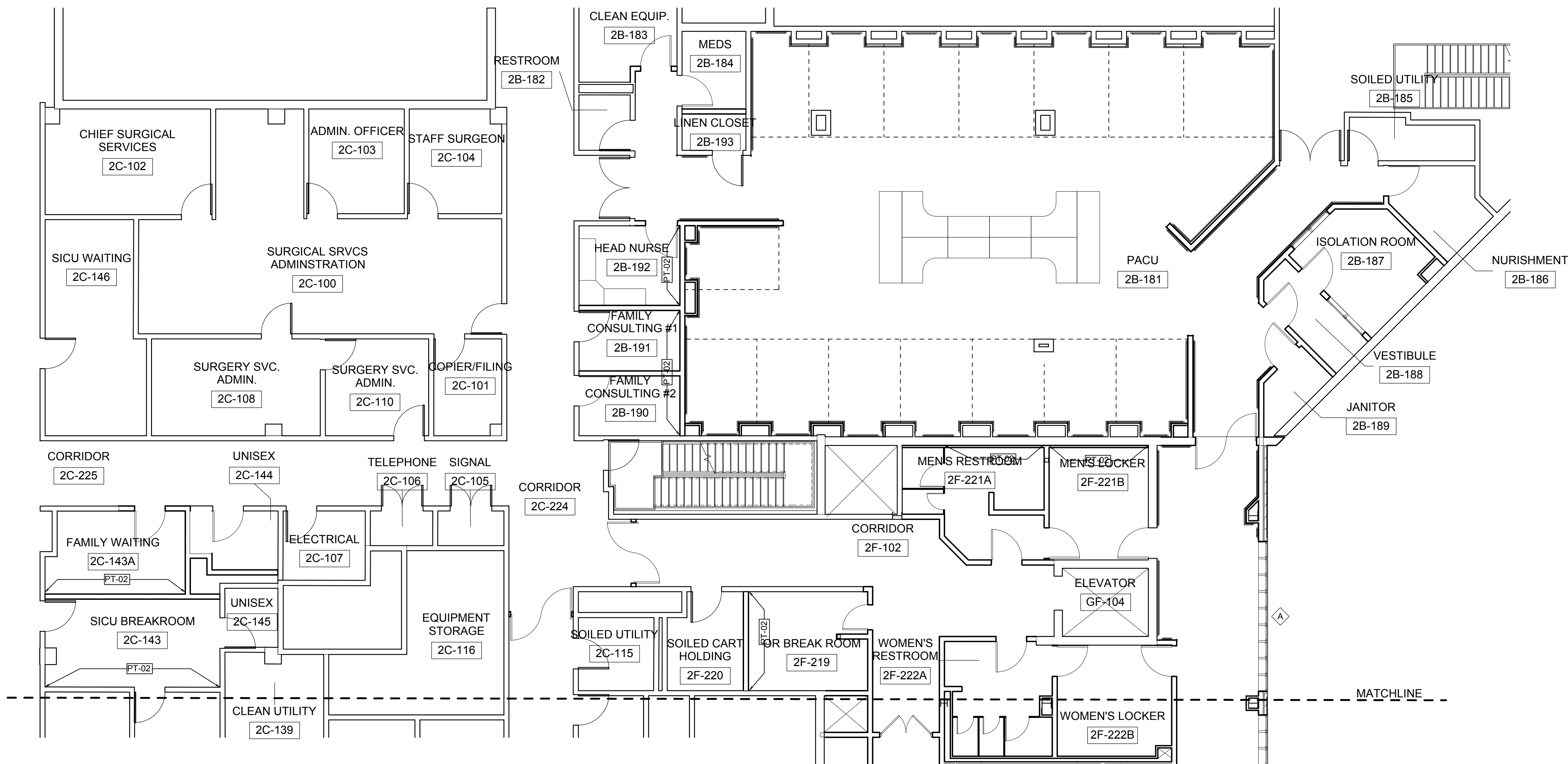
4 CRASH RAIL DETAIL
6" = 1'-0"



3 CORNER GUARD DETAIL
6" = 1'-0"

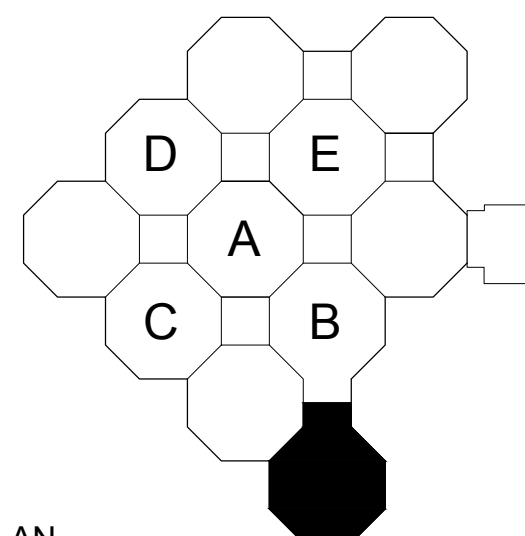


2 HANDRAIL DETAIL
6" = 1'-0"

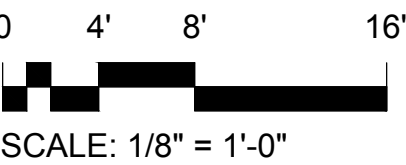


1 SECOND FLOOR PLAN NEW WORK - CONTINUED
1/8" = 1'-0"

FINISH LEGEND		GENERAL NOTES
	RESINOUS FLOORING : RES 1 WITHOUT CHIPS	
	RESINOUS FLOORING : RES 1 WITH 1% CHIPS	
	RESINOUS FLOORING : RES 2	
	RESINOUS FLOORING : RES 3	
	AREA NOT IN CONTRACT	
		1. HANDRAIL, WALL BUMPER RAIL TO RUN CONTINUOUSLY FROM DOOR TO DOOR. FLASH PATCH FLOORING AS REQUIRED TO PROVIDE FLUSH TRANSITIONS AT VARRYING FLOOR MATERIALS TRANSITION, U.N.O.
		2. PAINT ALL GWB SOFFITS AND FASCIA TO MATCH FINISH SCHEDULE. PROVIDE 1/2" PREMANUFACTURED ALUM. REVEAL WHERE SHOWN, OR WHERE COLORS TRANSITION. NOTIFY ARCHITECT OF ALL COMPONENTS REQUIRING FINISH SELECTIONS THAT ARE NOT SHOWN IN DOCUMENTS.
		3. WELD ROD IN SEAMLESS FLOORING TO MATCH FLOORING.
		4. CEILING ACCESS PANELS, HVAC DIFFUSERS & GRILLES TO BE WHITE U.N.O.
		5. ALL EXISTING WALLS TO REMAIN IN THE PROJECT BOUNDARY TO BE PREPPED AND RECIEVE NEW WALL FINISHES.
		6. FLOOR LEVELING WILL BE AN APPLIED TOPPING THROUGHOUT THE ENTIRE FLOORS PROJECT AREA. CONTRACTOR TO SURVEY ENTIRE FLOOR AREA TO DETERMINE OUT OF LEVEL CONDITIONS THAT WOULD PROHIBIT THE PLACEMENT OF FLOORING, FILES OR FURNITURE, AND OR INTERFERE W THE INSTALLATION OF MILLWORK OR CASEWORK. CONTRACTOR TO PROVIDE LEVELING TO ACCOMMODATE CASEWORK / MILLWORK, FLOOR FINISHES, ETC.



KEY PLAN
LEVEL 2 FFE: 414.00'



CONSTRUCTION DOCUMENTS
FULLY SPRINKLERED

CONSULTANTS: ARCHITECTURAL BES BES, INC 2712 BULL ST. BEAUFORT, SC 29902 843.522.2094		ARCHITECT/ENGINEERS: BES DESIGN/BUILD BES DESIGN/BUILD, LLC 766 Middle St, Fairhope, AL 36532 Phone: 251.990.5778 Fax: 251.990.3716		Drawing Title SECOND FLOOR INTERIORS PLAN - CONTINUED	Project Title CONSTRUCT NEW OR SUITES	Project Number 598-12-207	CENTRAL ARKANSAS VETERANS AFFAIRS HEALTHCARE SYSTEM
Revisions:		Date		Approved: Project Director	Location JOHN L. McCLELLAN MEMORIAL VETERANS HOSPITAL; LITTLE ROCK, ARKANSAS	Building Number 1	
				Date 1/23/15	Drawn	Checked	
							Dwg. 65 of 125

