






INTERIOR ELEVATION GENERAL NOTES	
A	NOT ALL KEYNOTES MAY NOT BE TAGGED ON THIS SPECIFIC SHEET.
B	VERIFY EXISTING DIMENSIONS, CONDITIONS AND FINISHES BEFORE PRICING AND/OR PROCEEDING WITH WORK. DISCREPANCIES SHALL BE BROUGHT TO THE ARCHITECT'S ATTENTION IMMEDIATELY.
C	PATCH ALL HOLES IN EXISTING SURFACES WHERE EQUIPMENT HAS BEEN REMOVED OR DEMOLITION HAS OCCURRED. PREPARE SURFACE AS REQUIRED FOR NEW FINISHES. PATCH TO MATCH ADJACENT SURFACE IF NOT SCHEDULED.
D	FOR TYPICAL MOUNTING HEIGHTS SEE SHEET 12-521.
E	ALL PIPING, CONDUITS AND RELATED MECHANICAL AND ELECTRICAL ITEMS SHALL BE CONCEALED WITHIN DRYWALL. FURRING AS REQUIRED IN FINISHED AREAS WHETHER SHOWN ON DRAWINGS OR NOT. UNO.
F	FOR FIRE EXTINGUISHER CABINET LOCATIONS, SEE FIRE LIFE SAFETY PLANS, 12-101 SHEET SERIES, TYP.
G	SEE SHEET 12-102 FOR ENLARGED TYP. TOILET TILE PATTERN ELEVATION
H	REFER TO EQUIPMENT SCHEDULE AND EQUIPMENT PLAN FOR COMPLETE LISTING OF EQUIPMENT
I	PROVIDE METAL PLATE BACKING AND/OR TREATED WOOD BLOCKING IN WALLS WHERE WALL-MOUNTED EQUIPMENT IS SHOWN ON PLANS OR ELEVATIONS. VERIFY HEIGHT AND LENGTH ACTUAL EQUIPMENT. SEE DETAIL 27/12-529.
#	DESCRIPTION
1	CONTRACTOR TO COORDINATE WITH MANUFACTURER ON REFRIGERATOR DRAWER AND CASEWORK REQUIREMENTS.

LEGEND

-  GLOVE DISPENSER
-  PAPER TOWEL DISPENSER
-  SHARP CONTAINER
-  SOAP DISPENSER
-  DIALYSIS BOX