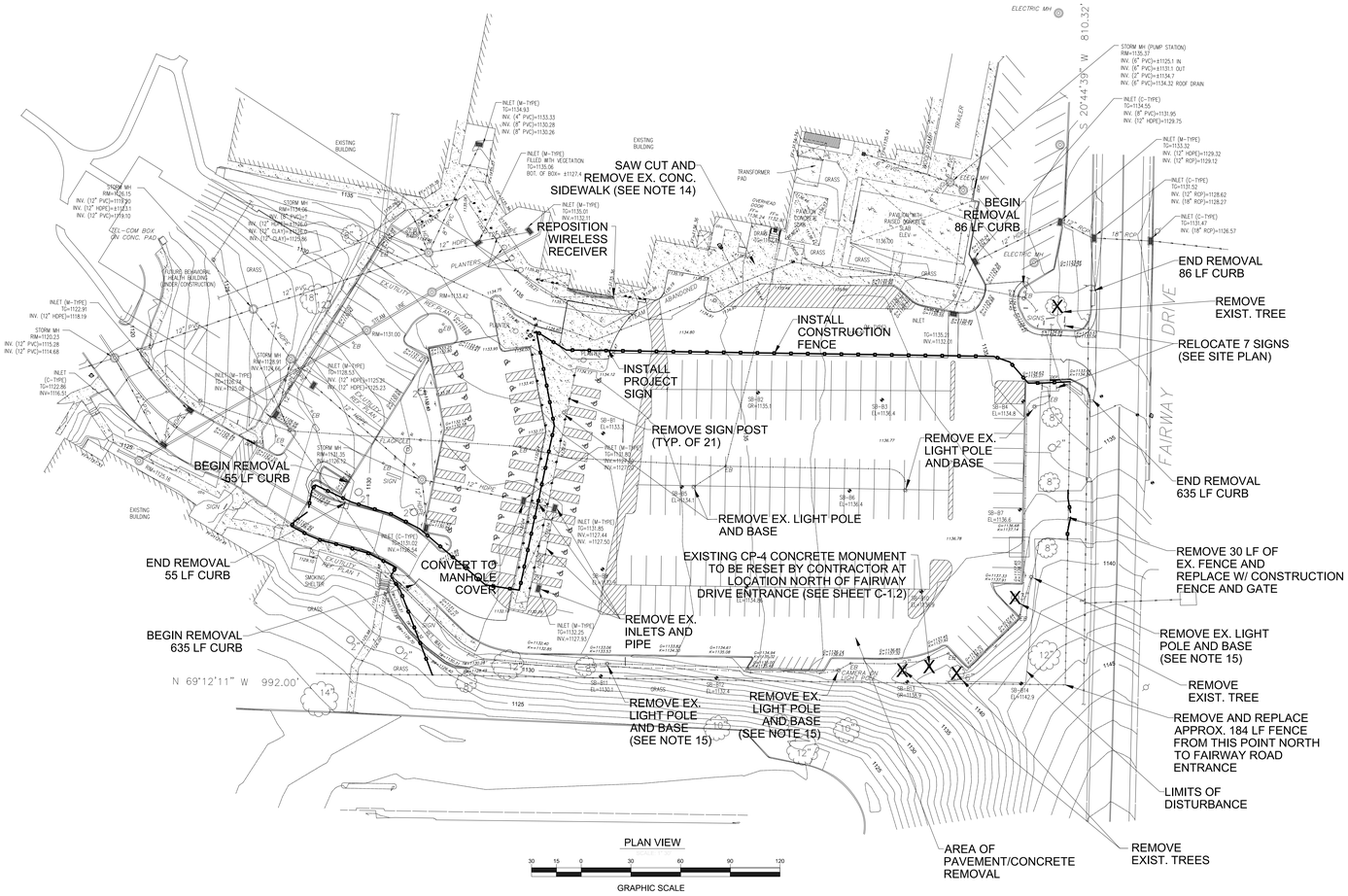

PLAN VIEW

GRAPHIC SCALE



SP-24.01

PROJECT SIGN DETAIL

NOT TO SCALE

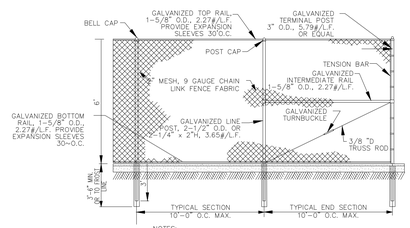

NOTES:

1. FENCE, ALL POSTS AND HARDWARE TO BE GALVANIZED.
2. FENCE MESH TO INCLUDE OPAQUE VINYL PRIVACY SLATS.

CHAIN LINK FENCE

NOT TO SCALE

CONSTRUCTION NOTES:

1) THE LOCATION OF EXISTING SUBSURFACE UTILITIES ARE APPROXIMATE AND MAY NOT BE AS SHOWN. THE EXISTENCE OR EXACT LOCATION OF SAID UTILITIES SHALL BE FIELD VERIFIED BY THE CONTRACTOR. THE CONTRACTOR SHALL BE RESPONSIBLE FOR LOCATING ALL EXISTING STRUCTURES AND UTILITIES, BOTH ABOVE AND BELOW GROUND SURFACE, BEFORE HEAVY EQUIPMENT ENTERS THE CONSTRUCTION SITE.

2) FINAL INQUIRIES TO "PA ONE-CALL" 1-800-242-1776 SHALL BE MADE BY THE CONTRACTOR AND/OR OWNER WITHIN SEVEN (7) DAYS OF ENTERING THE SITE. THE CONTRACTOR AND/OR OWNER SHALL COORDINATE AND VERIFY THE METHOD OF UTILITY LOCATION WITH THE APPROPRIATE UTILITY COMPANIES.

3) ALL MATERIALS, METHODS AND DETAILS OF CONSTRUCTION SHALL CONFORM TO THE REGULATIONS OF THE DEPARTMENT OF VETERANS AFFAIRS, LOGAN TOWNSHIP, BLAIR COUNTY, THE COMMONWEALTH OF PENNSYLVANIA, INCLUDING PENNDOT SPECIFICATION PUBLICATION 408 AMENDED TO DATE, PENNDOT STANDARDS FOR ROADWAY CONSTRUCTION PUBLICATION 72M AMENDED TO DATE, PADEP E & S POLLUTION CONTROL PROGRAM MANUAL AND/OR THE APPROPRIATE UTILITY COMPANY, WHICHEVER TAKES PRECEDENCE.

4) ALL DEMOLITION MATERIALS SHALL BE DISPOSED OF OFF-SITE IN ACCORDANCE WITH ALL LOCAL STATE, AND FEDERAL REGULATIONS.

5) ALL EXCAVATIONS TO BE BACKFILLED AT THE END OF WORK DAY UNLESS PRIOR APPROVAL HAS BEEN GRANTED BY THE DEPARTMENT OF VETERANS AFFAIRS, IN WHICH CASE THEY MAY BE LEFT OPEN & PROTECTED PER OSHA & ALL OTHER APPROPRIATE AGENCIES.

6) CONTRACTOR SHALL FURNISH AND MAINTAIN ALL NECESSARY BARRICADES AROUND THE WORK AREA AND SHALL PROVIDE PROTECTION AGAINST WATER DAMAGE AND SOIL EROSION.

7) THE CONTRACTOR IS RESPONSIBLE FOR THE COORDINATION OF RELOCATING ANY CONFLICTING UTILITIES WHICH ARE A RESULT OF THESE IMPROVEMENTS.

8) THE CONTRACTOR SHALL VERIFY ALL DIMENSIONS ON SITE PRIOR TO CONSTRUCTION.

9) CONTRACTOR TO COORDINATE PHASING OF IMPROVEMENTS WITH VETERANS AFFAIRS PERSONNEL TO MINIMIZE DISTURBANCE TO THE ORDINARY OPERATIONS OF THE FACILITY.

10) CONTRACTOR TRAILER, ALL STORAGE AND STAGING OF MATERIALS, AND STAFF PARKING SHALL BE CONTAINED WITHIN THE LIMITS OF THE CONSTRUCTION FENCING.

11) THE EDGES OF THE EXISTING PAVEMENT WHERE NEW PAVEMENT WILL BE CONNECTED SHALL BE NEATLY AND CLEANLY SAW CUT TO STRAIGHT LINES. THE JOINTS FORMED BETWEEN THE EXISTING PAVEMENT AND THE NEW PAVEMENT SHALL BE SEALED WITH HOT BITUMINOUS MATERIAL, OR CLASS E-1,E-6 OR E-8 EMULSIFIED ASPHALT.

12) CONTRACTOR TO INSTALL A PROJECT SIGN ALONG THE TEMPORARY CONSTRUCTION FENCING AT THE NORTH SIDE OF THE WORK AREA. SIGN IMAGE TO BE APPROVED BY VETERANS AFFAIRS REPRESENTATIVES PRIOR TO INSTALLATION.

13) CONTRACTOR TO COORDINATE THE TIME AND PLACE OF A GROUND BREAKING CEREMONY WITH VETERANS AFFAIRS REPRESENTATIVES. WORK SHALL BE SCHEDULED ACCORDINGLY SO AS NOT TO CONFLICT WITH THE PROCEEDINGS.

14) CONTRACTOR TO COORDINATE UTILITY TRENCHING (SEE C-1.2 AND C-1.4) WITH EXISTING CONCRETE SIDEWALK JOINTS. A MINIMUM OF 2 FEET OF EXISTING CONCRETE SHALL REMAIN BETWEEN SAW CUT AND EXISTING JOINT LINE. REMOVAL OF CONCRETE RESULTING IN LESS THAN 2 FEET OF SEPARATION TO REMAIN SHALL BE EXTENDED TO THE NEAREST JOINT.

15) CONTRACTOR TO CONFIRM THE SEQUENCE OF REMOVAL AND REPLACEMENT OF SECURITY EQUIPMENT LOCATED ON EXISTING LIGHTS POLES WITH THE VA PRIOR TO CONSTRUCTION. SEE SHEET ME-0.1 FOR ADDITIONAL INFORMATION.

LEGEND

EXISTING		PROPOSED
1100	EXISTING INDEX CONTOUR	100
	CURB	
	EDGE OF PAVING	
	BOLLARD	
	FOOT LIGHT	
	ELEC. METER	
	ELEC. TRANSFORMER	
	CHAIN LINK FENCE	
	CLEANOUT	
100	TREE	
	ELECTRIC BOX	
	FIRE HYDRANT	
	LIGHT POLE	
	HANDICAP PARKING SPACE	
	PA TYPE "C" INLET	
	PA TYPE "M" INLET	
	MANHOLE	
BH 1 EL=1100.00	SOIL BORING WITH GROUND ELEVATION	
	TELEPHONE BOX	
	UTILITY POLE	
	VALVE	
	UNDERGROUND ELECTRIC LINE	
	UNDERGROUND WATER LINE	
	UNDERGROUND TELECOM. LINE	
	UNDERGROUND GAS LINE	
	UNDERGROUND STORM SEWER	
EXISTING INFORMATION	UNKNOWN UTILITY	
1134.12	SPOT ELEVATION	(99.99)
4+11+00.96	GUTTER ELEVATION	C38.00
4+11+00.61	TOP OF CURB ELEVATION	X38.58
	MEET EXISTING GRADE	(99.99)
	HANDICAP RAMP	H
	DRAINAGE LINE	
	LIMIT OF DISTURBANCE	
	COMPOST FILTER SOCK	
	CONSTRUCTION FENCE	
	AREA OF EXISTING PAVEMENT/CONCRETE REMOVAL	

100% BID DOCUMENTS

Revisions:	Date
1. Revised construction fence boundry.	07/01/2015

DCS INFRASTRUCTURE, LLC

Taylor Wiseman & Taylor — ENGINEERS | SURVEYORS | SCIENTISTS

TimHaahs ENGINEERS ARCHITECTS

NORTH

Drawing Title: DEMOLITION PLAN	Project Title: PARKING GARAGE		Project Number: 503-311
			Building Number:
Approved: Project Director	Location: James E. Van Zandt VAMC, Altoona, PA		Drawing Number: C - 1.1 A
	Date: 12/24/14	Checked	Drawn

ALTOONA, PA VAMC

Department of Veterans Affairs

VA FORM 08-6231