




## ELECTRICAL SYMBOLS - DIAGRAM

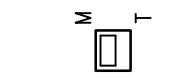


CONNECTION  
SINGLE-PHASE  
THREE-PHASE

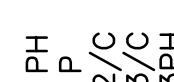
## ELECTRICAL SYMBOLS - POWER PLANT



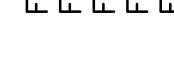
## ELECTRICAL SYMBOLS - LIGHTING PLAN

POLE  
WAY  
FRATED

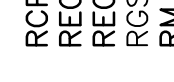
## ELECTRONIC SAFETY AND SECURITY SYMBOLS



MILLION



## ELECTRICAL ABBREVIATIONS



PANEL

NG PLAN

D STEEL

	THREE PHASE UNBAL.
	WYE CONNECTION
	EARTH GROUND
	JUNCTION BOX
	PULL BOX
	NORMALLY CLOSED RELAY CONTACT
	NORMALLY OPEN RELAY CONTACT
	FUSE WITH RATING
	MOLDED CASE CIRCUIT BREAKER
	LOW-VOLTAGE DRAWOUT AIR CIRCUIT BREAKER
	SWITCH AND FUSE UNIT
	FUSED DRAWOUT POTENTIAL TRANSFORMER
	RELAY
	50 = INSTANTANEOUS OVERCURRENT OR RATE-OF-RISE OF CURRENT
	67 = AC-DIRECTIONAL OVERCURRENT
	86 LOCKING OUT
	DISCONNECT SWITCH, FUSED
	DISCONNECT SWITCH, UNFUSED
	FUSIBLE LINK
	STARTER, COMBINATION WITH DISCONNECT SWITCH
	STARTER OR MOTOR CONTROLLER
	TIME CLOCK
	GENERATOR, POWER
	BATTERY
	CAPACITOR
	POTHEAD
	STRESS CONE
	LIGHTNING ARRESTOR
	RECTIFIER, CATHODIC PROTECTION SANITARY
	METER
	AMMETER
	VOLTMETER
	WATTMETER
	WATT-HOUR METER
	PANELBOARD
	CABLE AND CONDUIT TAG
	SEE SCHEDULE
	EQUIPMENT TAG
	SEE EQUIPMENT SCHEDULE

	FOUR-WIRE	
4W	AIR CONDITIONING UNIT	
A/C	ARCHITECT/ENGINEER	
A/E	ARM ANNUNCIATOR PANEL	
AAP	ALTERNATING CURRENT OR	
AC	ACCESSIBLE CABLE	
	ADDITIONAL	
ADDL	ADJACENT	
ADJ	ADJUSTABLE	
ADJG	AMPERE FRAME OR AMP FUSE	
AFC	ABOVE FINISHED COUNTER,	
	AUTOMATIC FREQUENCY CURRENT	
AFF	ABOVE FINISHED FLOOR	
AFG	ABOVE FINISHED GRADE	
AH	AMPERE HOUR	
AHU	AUTHORITY HAVING JURISDICTION	
AIA	ALARM INTERRUPTING CAPACITY	
ALT	ALTERNATE	
A/O A	AMPERE	
AMB	AMPERE	
AMP	AMPERE	
AMP	AMPS	
ASC	AMPS SHORT CIRCUIT	
AT	AMPERE TRIP	
ATS	AUTOMATIC TRANSFER SWITCH	
AUTO	AUDIO VISUAL	
BAT	BATTERY	
C	COPPER	
BOAR	BOARD	
BFF	BELOW FINISH FLOOR	
BIL	BASIC INSULATION LEVEL	
BLDG	BUILDING	
BRP	BREAKER PLANT INSTRUMENTATION	
BRKR	BREAKER	
BYP	BY PASS	
C	CONDUIT	
CAB	CABINET	
CALC	CALCULATE	
CAN	CANAL	
CAT	CATALOG	
CATV	COMMUNITY ANTENNA TELEVISION	
CCR	CONTROL CONTACTOR	
CCV	CLOSED CIRCUIT TELEVISION	
CD	CLOSET	
CO	CONDUITS	
CF	CONSTRUCTION DOCUMENTS	
CF/CI	CONTRACTOR CONTRACTOR INSTALLED	
CF/OI	CONTRACTOR FURNISHED/ON-INSTALLED	
CFE	CONTRACTOR FURNISHED EQUIPMENT	
CHWP	CHILLED WATER PUMP	
CKT	CIRCUIT	
CKT BRKR	CIRCUIT BREAKER	
CLG	CIRCUIT LIMITING FUSE	
CLG	CEILING	
COAX	CONCRETE MASONRY UNIT	
COMA	COMMUNICATION	
COMP	COMPONENT	
CONC	CONCRETE	
CONT	CONTINUE	
CONTR	CONTRACTOR	
CONTRD	CONTRACTOR POWER TRANSFORMER	
CPT	COLOR RENDERING INDEX	
CT	CURRENT TRANSFORMER	
CU	COPPER TELEVISION	
CU FT	CUBIC FEET	
CURT	CURTAIN	
DB	DECIBEL OR DIRECT BURIAL	
DC	DIRECT CURRENT	
DGP	DIMMER CONTROL PANEL	
DEC	DEGREES CELSIUS	
DEM	DEMOLITION	
DEMO	DEMOLITION	
DIAG	DIAGRAM	
DISC	DISCONNECT	
DISTR	DISTRIBUTION PANEL	
DISTR PN	DISTRIBUTION PANEL	
DMR SW	DIMMER SWITCH	
DN	DOWN	
DPST	DOUBLE POLE	
DRSW	DOUBLE THROW	
DSWT	DOOR SWITCH	
DS	DISCONNECT SWITCH	
DWG	DRAWING	
E	EXISTING TO REMAIN	
EC	ELECTRICAL CONTRACTOR	
EG	EQUIPMENT GROUND	
ELEC	ELECTRIC OR ELECTRICAL	
ELEV	ELEVATOR	
EMCP	EMERGENCY MONITORING CONTROL	
EMER	EMERGENCY	
EMI	ELECTROMAGNETIC INTERFERENCE	
EMT	ELECTRICAL METALLIC TUBING	
END	END	
EPD	EMERGENCY POWER OFF	
EPRF	EXPLOSION PROOF	
ESMT	EASEMENT	
EWG	ELECTRIC WATER COOLER	
EWG	ELECTRIC WATER HEATER	
EXIST	EXISTING	

[illegible]

ONLY APPLICABLE LEGEND AND ABBREVIATIONS USED FOR THIS PROJECT'S DRAWINGS.

# FULLY SPRINKLERED

[illegible]