

CENTRAL TEXAS VA MEDICAL CENTER
OR RENOVATION

-
1901 VETERANS MEMORIAL DR,
TEMPLE, TX 76504
DATE: 24SEP15

DIRECTORY

SALES REP: CLINT DUNBAR	214.437.4773
CLINT.DUNBAR@STRYKER.COM	
PROJECT MANAGER: KAYLA ANDERSON	214.801.4114
KAYLA.ANDERSON@STRYKER.COM	
ENGINEER: CHASE CARPENTER	817.913.4588
CHASE.CARPENTER@STRYKER.COM	

TABLE OF CONTENTS

EQUIPMENT LAYOUTS (R) SHEET SECTION
PRE-INSTALL NOTES..... (P) SHEET SECTION

ENGINEERING APPROVAL


AUTHORIZED SIGNATURE:

DRAWING#: TX-20156-0709_2

APPROVED REVISION: 2

DISCLAIMER: THIS DOCUMENT CONTAINS CONFIDENTIAL AND PROPRIETARY INFORMATION OF STRYKER. NEITHER THIS DOCUMENT NOR THE INFORMATION HEREIN MAY BE REPRODUCED, USED, OR DISCLOSED TO OR FOR THE BENEFIT OF ANY THIRD PARTY WITHOUT THE PRIOR WRITTEN CONSENT OF STRYKER.

1410 LAKE SIDE PARKWAY, SUITE 100
FLOWER MOUND, TX 75028
PHONE: (877) 789-8106
E-FAX: (408) 754-2995
www.stryker.com



REP: CLINT DUNBAR
PM: KAYLA ANDERSON

SHEET:
TITLE

AUTOCAD DRAWING TEMPLATE | TEM100XX | REV. A

PLOT STAMP: WALTER MCKEE | DATE: 9/24/2015 1:21 PM

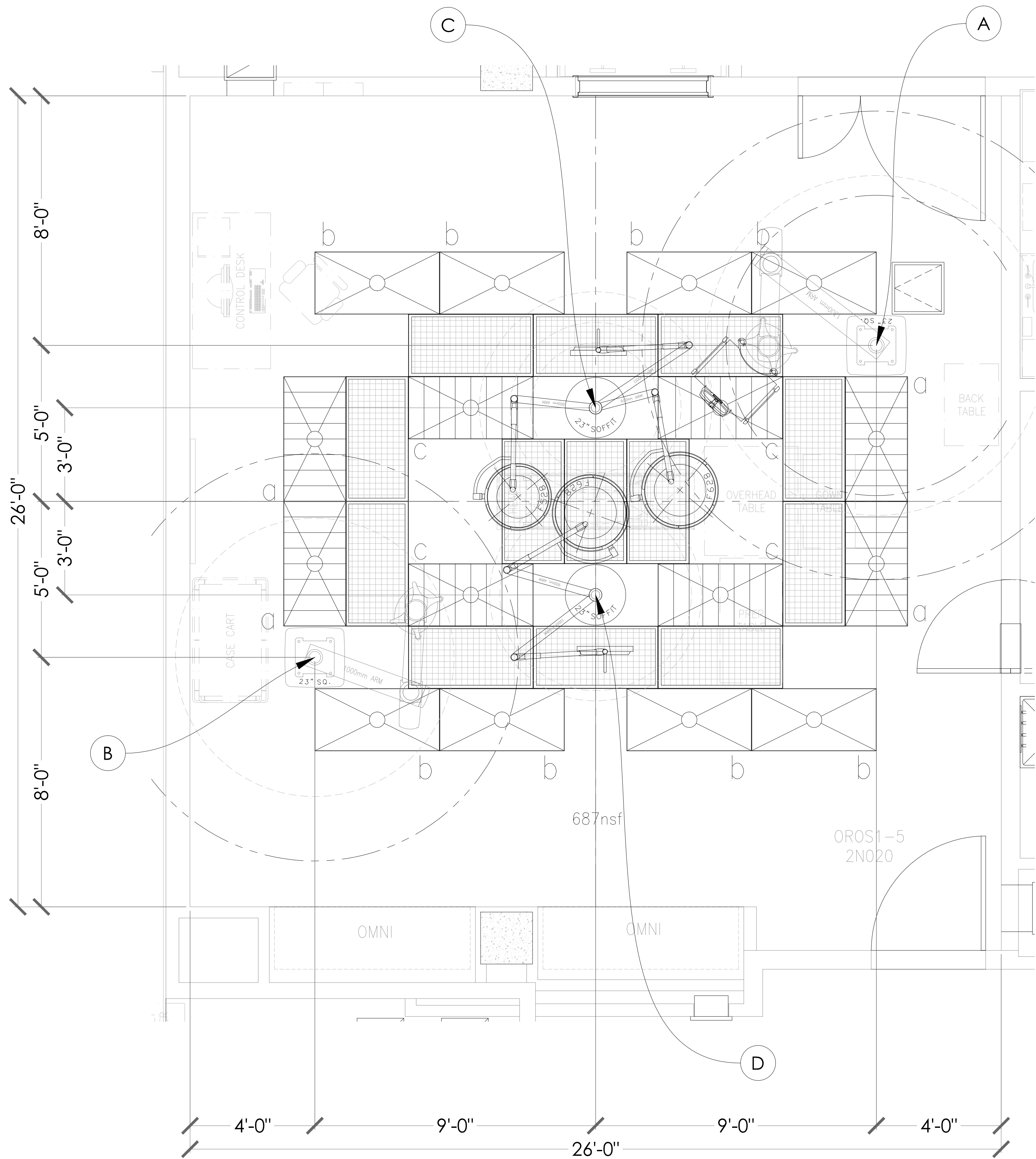
AMENDMENT NO. 01	09-17-15
Revisions	Date

AMENDMENT NO. 01 - VENDOR DWG FOR INFORMATION ONLY			
Drawing Title :	Project Title :	Date :	
	BLDG 163 SURGERY SUITE ADDITION	09-17-15	
Approved Project Director :	Bldg No. : 163	Checked :	Project No. : 674-277
	Location : TEMPLE, TEXAS	Drawn :	Drawing No. : SVD-01

NOTES: (UNLESS OTHERWISE SPECIFIED)

EQUIPMENT SCHEDULE		
KEY ITEM	NAME	QTY
A	TELETOM TP-622-C/TC PREP EQUIPMENT BOOM (1300)	1
B	TELETOM TP-612-C/TC PREP ANESTHESIA BOOM (1000)	1
C	CHROMOPHARE SINGLE FLAT PANEL (1100) / F528 SURGICAL (800) / F628 SURGICAL LIGHT (600)	1
D	CHROMOPHARE SINGLE FLAT PANEL (1000) / F628 SURGICAL LIGHT (900)	1
K	CHROMOPHARE SK BOX (LOCATION TBD)	1
L	CHROMOPHARE WALL CONTROL PANEL (LOCATION TBD)	1

CONDUIT SCHEDULE		
CONDUIT RUN ITEM - ITEM	CONDUIT QTY	CONDUIT SIZE
C - K	2	1"
C - D	1	1"
D - K	2	1"
L - K	1	1"
K - *	1	1"
* - NEAREST ELECTRICAL PANEL		



SCALE: 1/2" = 1'

stryker[®]

1410 LAKESIDE PARKWAY, SUITE 100
FLOWER MOUND, TEXAS 75028
PHONE: (877) 789-8106
FAX: (972) 410-7001
www.stryker.com

REV: 2

DATE: 24SEP15

DRAWING #: TX-20156-0709_2

REFERENCE #: CSR20159-1576

DRAFTER: WMCKEE

IR: -

DISCLAIMER
THIS DOCUMENT CONTAINS CONFIDENTIAL AND PROPRIETARY INFORMATION OF STRYKER. NEITHER THIS DOCUMENT NOR THE INFORMATION HEREIN MAY BE REPRODUCED, USED, OR DISCLOSED TO OR FOR THE BENEFIT OF ANY THIRD PARTY WITHOUT THE PRIOR WRITTEN CONSENT OF STRYKER.

EQUIPMENT LAYOUT

OPERATING ROOM #1 (2N020)

CENTRAL TEXAS VA MEDICAL CENTER
OR RENOVATION
TEMPLE, TX 76504

REP: CLINT DUNBAR
PM: KAYLA ANDERSON

SHEET:

R-OR1

AUTOCAD DRAWING TEMPLATE | TEM100XX | REV. A
PLOT STAMP: WALTER MCKEE | DATE: 9/24/2015 1:20 PM

AMENDMENT NO. 01	09-17-15
Revisions	Date

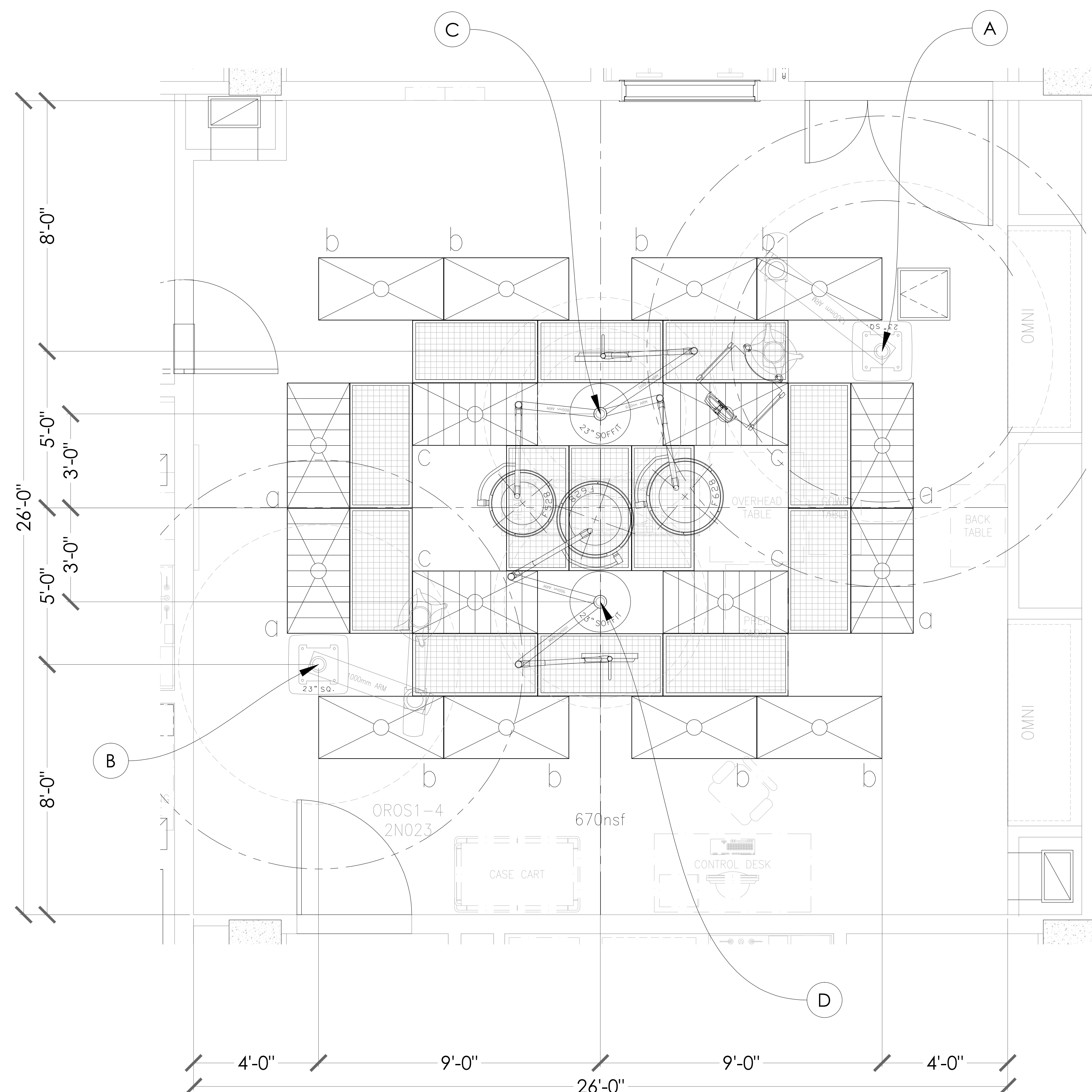
AMENDMENT NO. 01 - VENDOR DWG FOR INFORMATION ONLY			
Drawing Title :	Project Title :		Date :
	BLDG 163 SURGERY SUITE ADDITION		09-17-15
Approved Project Director :	Bldg No. : 163	Checked :	Project No. : 674-277
	Location : TEMPLE, TEXAS	Drawn :	Drawing No. : SVD-02

NOTES: (UNLESS OTHERWISE SPECIFIED)

EQUIPMENT SCHEDULE		
KEY ITEM	NAME	QTY
A	TELETOM TP-622-C/TC PREP EQUIPMENT BOOM (1300)	1
B	TELETOM TP-612-C/TC PREP ANESTHESIA BOOM (1000)	1
C	CHROMOPHARE SINGLE FLAT PANEL (1100) / F528 SURGICAL (800) / F628 SURGICAL LIGHT (600)	1
D	CHROMOPHARE SINGLE FLAT PANEL (1000) / F628 SURGICAL LIGHT (900)	1
K	CHROMOPHARE SK BOX (LOCATION TBD)	1
L	CHROMOPHARE WALL CONTROL PANEL (LOCATION TBD)	1

CONDUIT SCHEDULE		
CONDUIT RUN	CONDUIT QTY	CONDUIT SIZE
ITEM - ITEM		
C - K	2	1"
C - D	1	1"
D - K	2	1"
L - K	1	1"
K - *	1	1"

* - NEAREST ELECTRICAL PANEL



SCALE: $\frac{1}{2}" = 1'$

AUTOCAD DRAWING TEMPLATE | TEM100XX | REV. A

PLOT STAMP:WALTER MCKEE | DATE: 9/24/2015 1:19 PM

AMENDMENT NO. 01 - VENDOR DWG FOR INFORMATION ONLY

AMENDMENT NO. 07 - VENDOR DWG FOR INFORMATION ONLY	
Drawing Title :	Project Title : <div style="border: 1px solid black; padding: 5px; display: inline-block;">BLDG 163 SURGERY SUITE ADDITION</div>
	Date : 09-17-15 Project No. : 674-277
Approved Project Director :	Bldg No. : 163 Checked : Drawn : Location : TEMPLE, TEXAS <div style="border: 1px solid black; border-radius: 50%; width: 100px; height: 100px; display: flex; align-items: center; justify-content: center; margin: 10px auto;"> <div style="border: 1px solid black; border-radius: 50%; width: 60px; height: 60px; display: flex; align-items: center; justify-content: center;"> </div> <div style="margin-left: 10px;"> <div style="border: 1px solid black; border-radius: 50%; width: 60px; height: 60px; display: flex; align-items: center; justify-content: center;"> <div style="width: 40px; height: 40px; background-color: #f0f0f0; border: 1px solid black;"></div> <div style="width: 20px; height: 20px; background-color: #f0f0f0; border: 1px solid black;"></div> </div> <div style="margin-top: 5px;">SVD-03</div> </div> </div>

stryker®

1410 LAKESIDE PARKWAY, SUITE 100
GLOVER, IOWA, TEXAS 75026
PHONE: (877) 789-8106
FAX: (972) 410-7001
www.stryker.com

REV:	DATE:	DRAWING #:	DRAWING 56-0709_2	DRAFTER	IR
2	24SEP15	REFERENCE #:	CRS20159-1576	WMCKEE	-

DISCLAIMER

THIS DOCUMENT CONTAINS CONFIDENTIAL AND PROPRIETARY INFORMATION OF STRYKER. NEITHER THIS DOCUMENT NOR THE INFORMATION HEREIN MAY BE REPRODUCED, USED, OR DISCLOSED TO OR FOR THE BENEFIT OF ANY THIRD PARTY WITHOUT THE PRIOR WRITTEN CONSENT OF STRYKER.

EQUIPMENT LAYOUT

OPERATING ROOM #2 (2N023)

CENTRAL TEXAS VA MEDICAL CENTER
OR RENOVATION
TEMPLE, TX 76504

REP: CLINT DUNBAR
PM: KAYLA ANDERSON

SHEET:

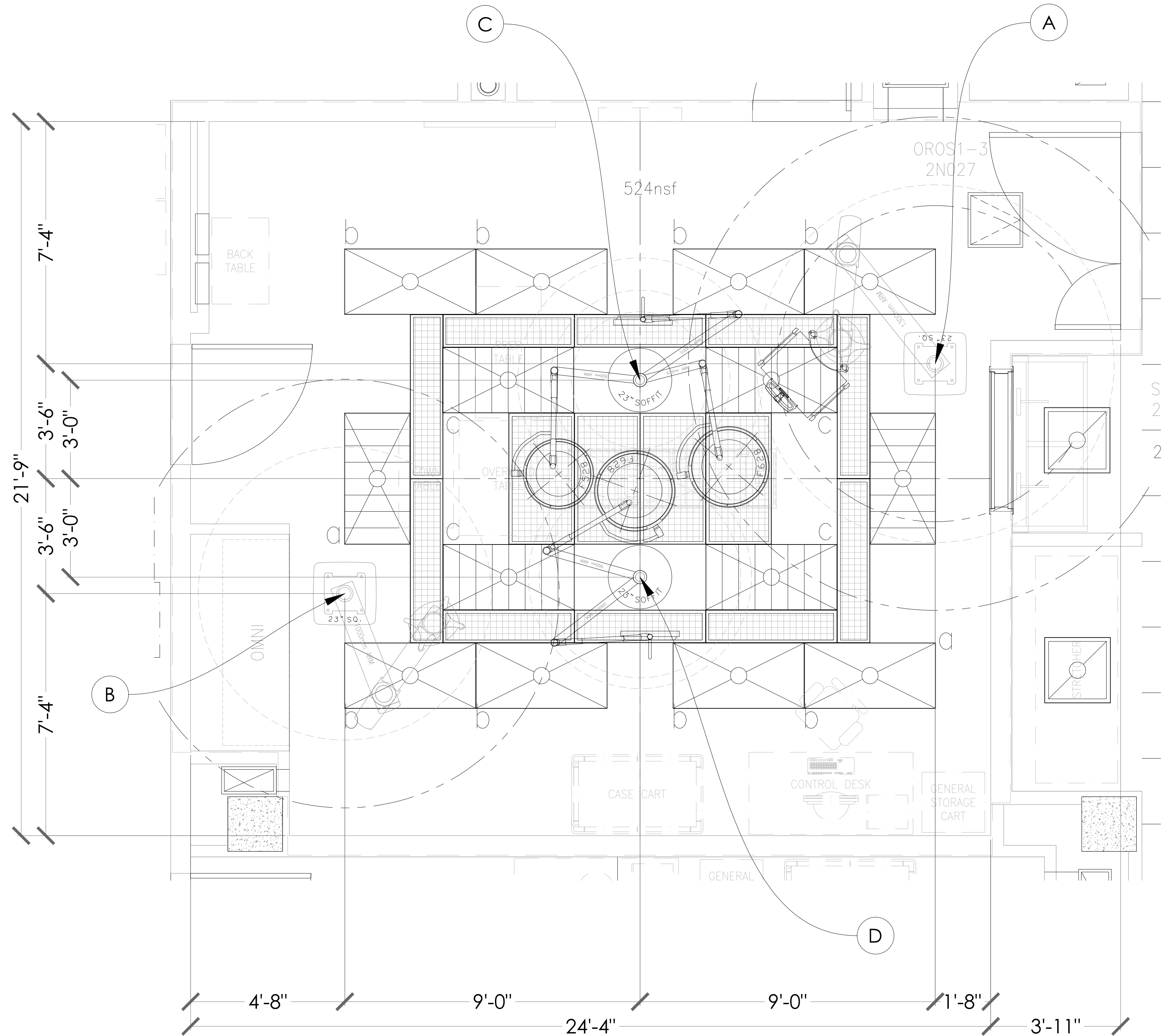
R-OR2

[illegible]

NOTES: (UNLESS OTHERWISE SPECIFIED)

EQUIPMENT SCHEDULE		
KEY ITEM	NAME	QTY
A	TELETOM TP-622-C/TC PREP EQUIPMENT BOOM (1300)	1
B	TELETOM TP-612-C/TC PREP ANESTHESIA BOOM (1000)	1
C	CHROMOPHARE SINGLE FLAT PANEL (1100) / F528 SURGICAL (800) / F628 SURGICAL LIGHT (600)	1
D	CHROMOPHARE SINGLE FLAT PANEL (1000) / F628 SURGICAL LIGHT (900)	1
K	CHROMOPHARE SK BOX (LOCATION TBD)	1
L	CHROMOPHARE WALL CONTROL PANEL (LOCATION TBD)	1

CONDUIT SCHEDULE		
CONDUIT RUN ITEM - ITEM	CONDUIT QTY	CONDUIT SIZE
C - K	2	1"
C - D	1	1"
D - K	2	1"
L - K	1	1"
K - *	1	1"
* - NEAREST ELECTRICAL PANEL		



SCALE: 1/2" = 1'

stryker[®]

1410 LAKESIDE PARKWAY, SUITE 100
FLOWER MOUND, TEXAS 75028
PHONE: (877) 789-8106
FAX: (972) 415-7001
www.stryker.com

REV:	DATE:	DRAWING #:	DRAFTER:	IR:
2	24SEP15	TX-20156-0709.2	WMCKEE	-

REFERENCE # : C3820159-1576

DISCLAIMER
THIS DOCUMENT CONTAINS CONFIDENTIAL AND PROPRIETARY INFORMATION OF STRYKER. NEITHER THIS DOCUMENT NOR THE INFORMATION HEREIN MAY BE REPRODUCED, USED, OR DISCLOSED TO OR FOR THE BENEFIT OF ANY THIRD PARTY WITHOUT THE PRIOR WRITTEN CONSENT OF STRYKER.

EQUIPMENT LAYOUT

OPERATING ROOM #3 (2N027)

CENTRAL TEXAS VA MEDICAL CENTER
OR RENOVATION
TEMPLE, TX 76504

REP: CLINT DUNBAR
PM: KAYLA ANDERSON

SHEET:

R-OR3

AUTOCAD DRAWING TEMPLATE | TEM100XX | REV. A

PLOT STAMP:WALTER MCKEE | DATE: 9/24/2015 1:18 PM

AMENDMENT NO. 01	09-17-15
Revisions	Date

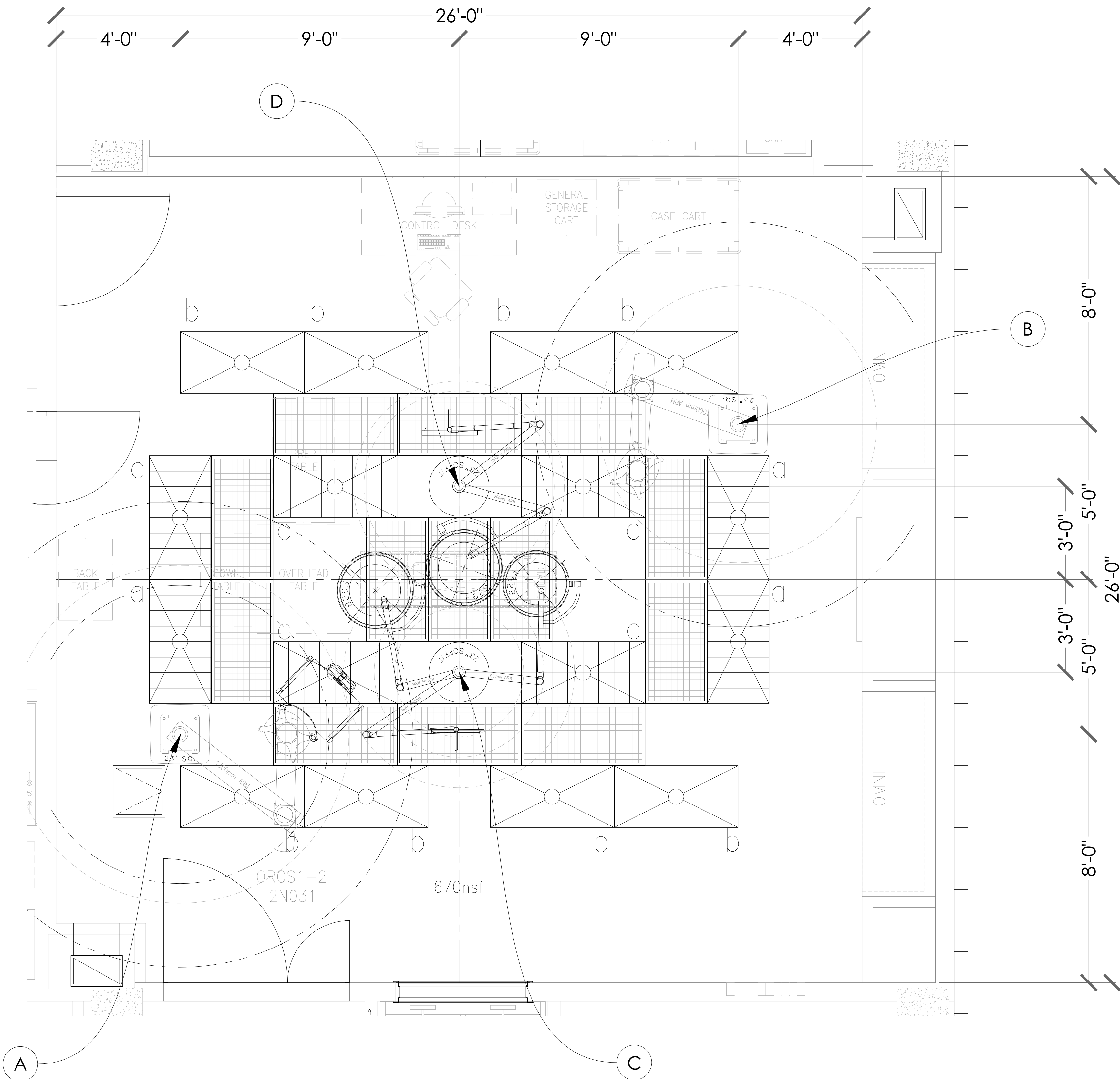
AMENDMENT NO. 01 - VENDOR DWG FOR INFORMATION ONLY

Drawing Title :	Project Title :	Date :
	BLDG 163 SURGERY SUITE ADDITION	09-17-15
Approved Project Director :	Project No. :	674-277
Bldg No. :	Checked :	Drawn :
163		
Location :	TEMPLE, TEXAS	Drawing No. :
		SVD-04

NOTES: (UNLESS OTHERWISE SPECIFIED)

EQUIPMENT SCHEDULE		
KEY ITEM	NAME	QTY
A	TELETOM TP-622-C/TC PREP EQUIPMENT BOOM (1300)	1
B	TELETOM TP-612-C/TC PREP ANESTHESIA BOOM (1000)	1
C	CHROMOPHARE SINGLE FLAT PANEL (1100) / F528 SURGICAL (800) / F628 SURGICAL LIGHT (600)	1
D	CHROMOPHARE SINGLE FLAT PANEL (1000) / F628 SURGICAL LIGHT (900)	1
K	CHROMOPHARE SK BOX (LOCATION TBD)	1
L	CHROMOPHARE WALL CONTROL PANEL (LOCATION TBD)	1

CONDUIT SCHEDULE		
CONDUIT RUN ITEM - ITEM	CONDUIT QTY	CONDUIT SIZE
C - K	2	1"
C - D	1	1"
D - K	2	1"
L - K	1	1"
K - *	1	1"
* - NEAREST ELECTRICAL PANEL		



SCALE: 1/2" = 1'

stryker®

1410 LAKESIDE PARKWAY, SUITE 100
FLOWER MOUND, TEXAS 75028
PHONE: (877) 789-8106
FAX: (972) 410-7001
www.stryker.com

REV: 2
DATE: 2/SEP/15
DRAWING #: TX-20156-0709.2
REFERENCE #: CSR20159-1576

DRAFTER: WMCKEE
IR: -

DISCLAIMER
THIS DOCUMENT CONTAINS CONFIDENTIAL AND PROPRIETARY INFORMATION OF STRYKER. NEITHER THIS DOCUMENT NOR THE INFORMATION HEREIN MAY BE REPRODUCED, USED, OR DISCLOSED TO OR FOR THE BENEFIT OF ANY THIRD PARTY WITHOUT THE PRIOR WRITTEN CONSENT OF STRYKER.

EQUIPMENT LAYOUT
OPERATING ROOM #4 (2N031)
CENTRAL TEXAS VA MEDICAL CENTER
OR RENOVATION
TEMPLE, TX 76504

REP: CLINT DUNBAR
PM: KAYLA ANDERSON
SHEET:
R-OR4

AUTOCAD DRAWING TEMPLATE | TEM100XX | REV. A
PLOT STAMP: WALTER MCKEE | DATE: 9/24/2015 1:18 PM

AMENDMENT NO. 01	09-17-15
Revisions	Date

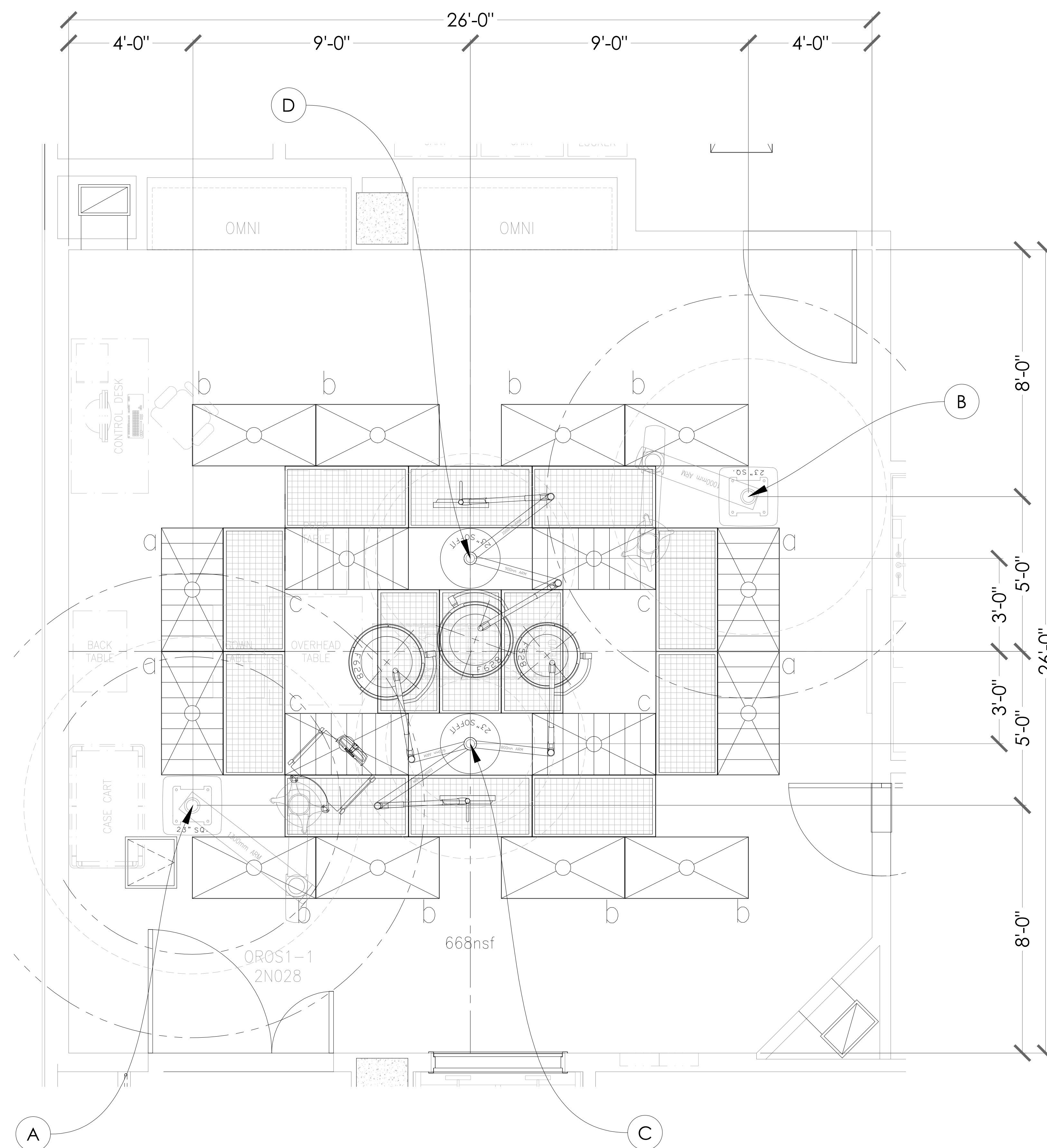
Drawing Title : BLDG 163 SURGERY SUITE ADDITION		Date : 09-17-15	
Approved Project Director :		Project No. : 674-277	
Bldg No. : 163		Drawing No. : SVD-05	
Location : TEMPLE, TEXAS			

NOTES: (UNLESS OTHERWISE SPECIFIED)

EQUIPMENT SCHEDULE		
KEY ITEM	NAME	QTY
A	TELETOM TP-622-C/TC PREP EQUIPMENT BOOM (1300)	1
B	TELETOM TP-612-C/TC PREP ANESTHESIA BOOM (1000)	1
C	CHROMOPHARE SINGLE FLAT PANEL (1100) / F528 SURGICAL (800) / F628 SURGICAL LIGHT (600)	1
D	CHROMOPHARE SINGLE FLAT PANEL (1000) / F628 SURGICAL LIGHT (900)	1
K	CHROMOPHARE SK BOX (LOCATION TBD)	1
L	CHROMOPHARE WALL CONTROL PANEL (LOCATION TBD)	1

CONDUIT SCHEDULE		
CONDUIT RUN	CONDUIT QTY	CONDUIT SIZE
ITEM - ITEM		
C - K	2	1"
C - D	1	1"
D - K	2	1"
L - K	1	1"
K - *	1	1"

* - NEAREST ELECTRICAL PANEL



SCALE: $\frac{1}{2}" = 1'$

AUTOCAD DRAWING TEMPLATE | TEM100XX | REV. A

PLOT STAMP:WALTER MCKEE | DATE: 9/24/2015 1:16 PM

stryker®

1410 LAKESIDE PARKWAY, SUITE 100
GLOVER, ILLINOIS, TEXAS 75026
PHONE: (877) 789-8106
FAX: (972) 410-7001
www.stryker.com

REV:	DATE:	DRAWING #:	DRAWER	IR
2	24SEP15	REFERENCE #: CSR20159-1576	WIMCKEE	-

DISCLAIMER

THIS DOCUMENT CONTAINS CONFIDENTIAL AND PROPRIETARY INFORMATION OF STRYKER. NEITHER THIS DOCUMENT NOR THE INFORMATION HEREIN MAY BE REPRODUCED, USED, OR DISCLOSED TO OR FOR THE BENEFIT OF ANY THIRD PARTY WITHOUT THE PRIOR WRITTEN CONSENT OF STRYKER.

EQUIPMENT LAYOUT

OPERATING ROOM #4 (2N031)

CENTRAL TEXAS VA MEDICAL CENTER
OR RENOVATION
TEMPLE, TX 76504

REP: CLINT DUNBAR
PM: KAYLA ANDERSON

SHEET:
R-OR5

[illegible]

AMENDMENT NO. 01 - VENDOR DWG FOR INFORMATION ONLY	
Drawing Title :	Project Title : <div style="text-align: center; font-weight: bold; padding: 10px 0;">BLDG 163 SURGERY SUITE ADDITION</div>
Approved Project Director :	<div style="display: flex; justify-content: space-between;"> <div style="border: 1px solid black; padding: 2px;">Bldg No. : 163</div> <div style="border: 1px solid black; padding: 2px;">Checked :</div> <div style="border: 1px solid black; padding: 2px;">Drawn :</div> </div> <div style="padding-top: 5px;">Location : TEMPLE, TEXAS</div>
<div style="display: flex; justify-content: space-between;"> <div>Date : 09-17-15</div> <div>Project No. : 674-277</div> </div> <div style="display: flex; justify-content: space-between; align-items: center; margin-top: 10px;"> <div>Drawing No. :</div> <div style="border: 1px solid black; border-radius: 50%; padding: 10px; text-align: center; width: 100px;"> <div style="font-size: 20px; margin-bottom: 5px;">1</div> <div style="font-size: 24px; font-weight: bold;">SVD-06</div> </div> </div>	

NOTES: (UNLESS OTHERWISE SPECIFIED)

1. ALL CONDUIT RUNS INCLUDE INSULATED BUSHINGS AND PULL STRINGS.
2. CONDUIT RUNS CANNOT EXCEED 50' FROM END-TO-END. DO NOT EXCEED FOUR (4) 90 DEGREE BENDS.
3. CABLES BETWEEN ITEMS OVER 50 FEET IN LENGTH ARE PROVIDED BY THE CUSTOMER / CONTRACTOR. PLEASE REFER TO EQUIPMENT LIST FOR CABLE SPECIFICATIONS.
4. THE PRE-INSTALL MANUAL REQUIREMENTS SUPERSEDE ALL PRE-INSTALL NOTES IN THIS DRAWING PACKAGE.
5. EQUIPMENT LIST:

PRE-INSTALL NOTES SCHEDULE	
KEY ITEM	NAME
A B	EQUIPMENT BOOM
	ANESTHESIA BOOM CONDUIT: REFER TO ROOM LAYOUT FOR CONDUIT SIZE. TERMINATE ALL CONDUITS WITHIN 18" OF THE CENTER OF THE CEILING MOUNT. BOOM POWER: REFER TO TELETOM MANUFACTURING SERVICE MODULE DRAWING FOR ELECTRICAL CIRCUIT COUNT. ALL ELECTRICAL CIRCUITS SHALL BE CONNECTED TO TELETOM OUTLET BOX. - THE CONTRACTOR / ELECTRICIAN TO HARDWIRE STRYKER ELECTRICAL WHIP DURING STRYKER INSTALLATION. BOOM PLUMBING: INSTALL VALVE BRIDGE TO TOP OF PRE-INSTALL PLATE. ALL GAS LINES MUST BE TERMINATED WITH STRYKER SUPPLIED GAS RISERS BY CUSTOMER/MEDGAS INSTALLER. - ALL FINAL DISS CONNECTIONS TO BE MADE BY CUSTOMER/MEDGAS INSTALLER AFTER STRYKER INSTALLATION. ACCESS PANEL: ONE (1) 24" X 24" ACCESS PANEL ADJACENT TO SUSPENSION ON THE OUTLET BOX SIDE OF THE MOUNTING PLATE. STRUCTURAL: TELETOM PRE-INSTALL PLATE SHALL BE INSTALLED BY CUSTOMER/CONTRACTOR AT 2.5-INCH, ± .125-INCH ABOVE FINISHED CEILING PER CUSTOMER PROVIDED STRUCTURAL ENGINEER SPECS. - A 22" SQUARE HOLE CENTERED ON STRYKER PRE-INSTALL PLATE IN THE FINISHED CEILING IS REQUIRED FOR INSTALLATION. A 23.5" SQUARE CEILING COVER CONCEALS HOLE AFTER SUSPENSION IS INSTALLED.
C D	CHROMOPHARE SINGLE FLAT PANEL / SURGICAL LIGHT / SURGICAL LIGHT
	CHROMOPHARE SINGLE FLAT PANEL / SURGICAL LIGHT CONDUIT: REFER TO ROOM LAYOUT FOR CONDUIT SIZE. TERMINATE ALL CONDUITS WITHIN 18" OF THE CENTER OF THE CEILING MOUNT. MONITOR POWER: ONE (1) - 20 AMP CIRCUIT LOCATED AT JUNCTION BOX WITHIN 18" OF CENTER OF STRYKER PRE-INSTALL PLATE. - THE CONTRACTOR / ELECTRICIAN TO HARDWIRE STRYKER ELECTRICAL WHIPS DURING STRYKER INSTALLATION. INSTALL ONE (1) - 5 AMP FUSE FOR 100V- 120V APPLICATIONS, OR A 2.5 AMP FUSE FOR 200V-240V APPLICATIONS, IF REQUIRED BY LOCAL ELECTRICAL CODE. THESE FUSES MUST BE PROVIDED BY THE CONTRACTOR. LIGHT POWER: REFER TO SK BOX (ITEM K) NOTE FOR POWER. ACCESS PANEL: ONE (1) 24" X 24" ACCESS PANEL ADJACENT TO SUSPENSION. STRUCTURAL: STRYKER PRE-INSTALL PLATE SHALL BE INSTALLED BY CUSTOMER/CONTRACTOR FLUSH WITH FINISHED CEILING PER CUSTOMER PROVIDED STRUCTURAL ENGINEER SPECS. - NEW CONSTRUCTION, A 12" CIRCULAR HOLE CENTERED ON STRYKER PRE-INSTALL PLATE IN THE FINISHED CEILING IS REQUIRED FOR NEW INSTALLATION. A 18" CIRCULAR CEILING COVER CONCEALS HOLE AFTER SUSPENSION IS INSTALLED. - RENOVATION, A 18.25" CIRCULAR HOLE CENTERED ON STRYKER PRE-INSTALL PLATE IN THE FINISHED CEILING IS REQUIRED FOR NEW INSTALLATION. A 23" CIRCULAR CEILING COVER CONCEALS HOLE AFTER SUSPENSION IS INSTALLED.

PRE-INSTALL NOTES SCHEDULE	
KEY ITEM	NAME
K	CHROMOPHARE SK BOX CONDUIT: ROUTE TO EACH LIGHT MOUNTING LOCATION, BETWEEN LIGHT MOUNTING LOCATIONS, AND NEAREST ELECTRICAL PANEL (120VAC). MAXIMUM LENGTH OF 45 FEET (15M) OF CONDUIT RUN TO BOTH THE MOUNTING PLATE AND THE TO WALL CONTROL BOX. MUST BE EASILY ACCESSIBLE, EITHER BY INSTALLATION INTO A WALL, OR IN THE INTERSTITIAL SPACE WITH ACCESS PANEL. POWER: - AC WIRING: WIRING SHOULD BE 3 WIRE, 12AWG MIN., AND 600V, TERMINATED TO THE FUSED TERMINAL BLOCK INSIDE THE SK ENCLOSURE. (UP TO 3 LIGHTS PER SK BOX) - DC WIRING: WIRES SHOULD CONSIST OF 1 PAIR PER LIGHT HEAD AND 1 GROUND WIRE PER MOUNTING RING. WIRES TERMINATE AT THE NON-FUSED TERMINAL BLOCK INSIDE THE SK ENCLOSURE. WIRING SHOULD RUN FROM OUTPUT OF THE SK ENCLOSURE AND FALL A MINIMUM OF 18-INCHES BELOW THE CEILING AT THE MOUNTING RING.
	L CHROMOPHARE WALL CONTROL PANEL CONDUIT: ROUTE TO SK BOX (ELECTRONICS). BACK BOX: ONE (1) STANDARD 4X4 JUNCTION BOX. POWER: NONE

stryker®

1410 LAKESIDE PARKWAY, SUITE 100
FLOWER MOUND, TEXAS 75028
PHONE: (877) 789-8106
FAX: (972) 410-7001
www.stryker.com

REV: 2

DATE: 24SEP15

DRAWING #: TX-20156-0709_2

DRAFTER: WMCKEE

IR: -

DISCLAIMER
THIS DOCUMENT CONTAINS CONFIDENTIAL AND PROPRIETARY INFORMATION OF STRYKER. NEITHER THIS DOCUMENT NOR THE INFORMATION HEREIN MAY BE REPRODUCED, USED, OR DISCLOSED TO OR FOR THE BENEFIT OF ANY THIRD PARTY WITHOUT THE PRIOR WRITTEN CONSENT OF STRYKER.

PRE-INSTALL NOTES

CENTRAL TEXAS VA MEDICAL CENTER
OR RENOVATION
TEMPLE, TX 76504

REP: CLINT DUNBAR
PM: KAYLA ANDERSON

SHEET:

P-1

AUTOCAD DRAWING TEMPLATE | TEM100XX | REV. A

PLOT STAMP:WALTER MCKEE | DATE: 9/24/2015 1:17 PM

AMENDMENT NO. 01 - VENDOR DWG FOR INFORMATION ONLY

AMENDMENT NO. 01	09-17-15
Revisions	Date

Drawing Title :	Project Title : BLDG 163 SURGERY SUITE ADDITION	Date : 09-17-15
Approved Project Director :	Bldg No. : 163 Checked : Drawn :	Project No. : 674-277
Location : TEMPLE, TEXAS		Drawing No. : <div>SVD-07</div>