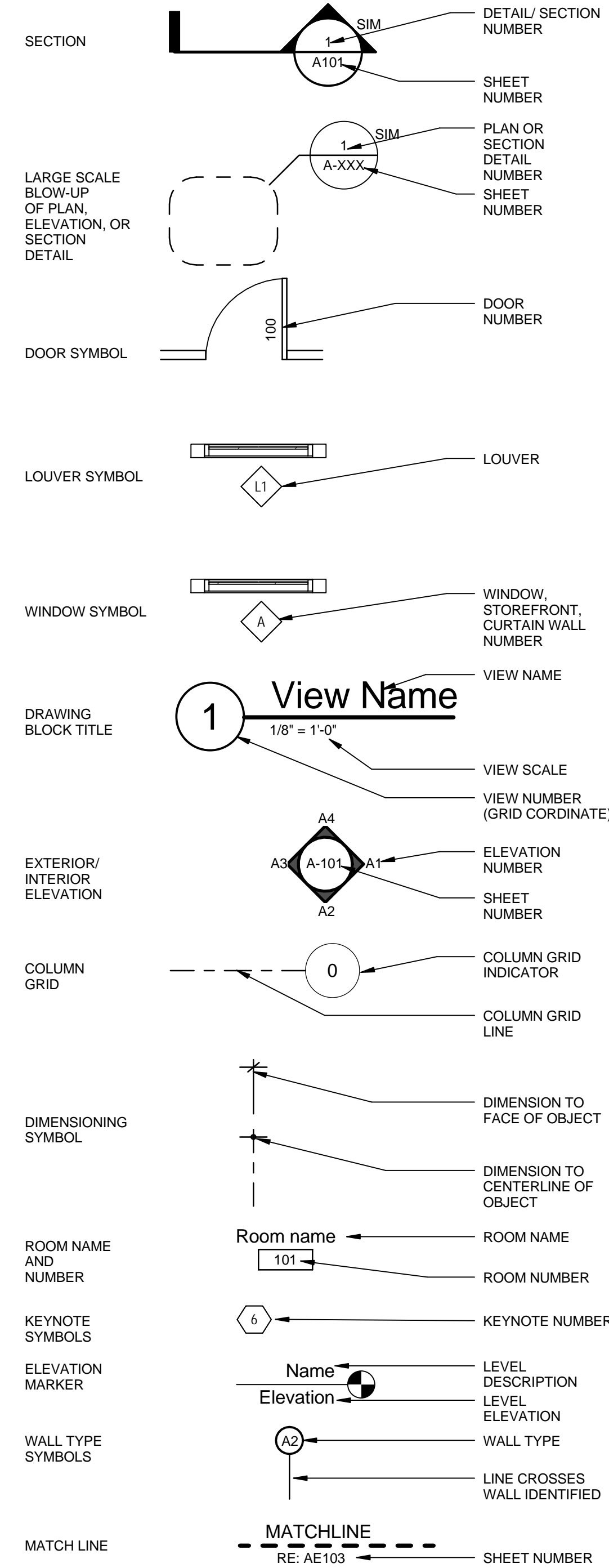


ABBREVIATIONS

AA	ANODIZED ALUMINUM	FWC	FABRIC WALL COVERING	MOD	MODULAR	SPKR	SPEAKER
AAC	NATURAL FINISH	FC BRK	FAC BRICK	MRH	MOISTURE RESISTANT	SFC	SPECIAL FLOOR COATING
AAC	ANODIZED ALUMINUM	FCU	FAN COIL UNIT	MBH	MORPHOLOGY HOLDER	SWC	SPECIAL WALL COATING
AFF	ABOVE FINISHED FLOOR	FV	FIELD VERIFY	MTD	MOUNTED	SM	SPECIALIZED METAL
ACR	ACCESS DOOR	FC	FILE CABINET	MVBL	MOVABLE	ST	SQUARE FOOT
AF	ACCESS FLOORING	FTK	FINNED TUBE RADIATION	MT	MULLION	ST	STAIN/STAIRS
AFP	ACCORDION FOLDING	FIN	FINISH (ED)	MC	MULTI-COLOR	STR	STAINLESS STEEL
AG	ACCESSORY GROUP	FIN FLR	FINISH FLOOR	MULT	MULTI-TITLE	STD	STANDARD
ACST	ACOUSTIC CEILING TILE	FA	FIRE ALARM	NAT	NATURAL	SP	STANDPIPE
AT/ACT	ACOUSTIC CEILING TILE, SPECIAL FACED	FE	FIRE EXTINGUISHER	NAT	NATURAL FINISH	STL	STEEL
AT/SP	ACOUSTIC CEILING TILE, SPECIAL FACED	FE	FIRE EXTINGUISHER	NAT	NATURAL FINISH	STL	STEEL
AMP	ACOUSTICAL METAL PAN	FW	FIRE WALL	NL	NIGHT LIGHT	STF	STONE FLOORING
AWF	ACOUSTICAL WALL	FW	FIRE WALL	NL	NIGHT LIGHT	STF	STONE FLOORING
AWP	ACOUSTICAL WALL	FW	FIRE WALL	NL	NIGHT LIGHT	STF	STONE FLOORING
AWT	ACOUSTICAL WALL	FW	FIRE WALL	NL	NIGHT LIGHT	STF	STONE FLOORING
ADDM	ADDENDUM	FW	FIRE WALL	NL	NIGHT LIGHT	STF	STONE FLOORING
ADU	ADJACENT	FW	FIRE WALL	NL	NIGHT LIGHT	STF	STONE FLOORING
A/C	AIR CONDITIONING	FW	FIRE WALL	NL	NIGHT LIGHT	STF	STONE FLOORING
ALT	ALTERNATE	FW	FIRE WALL	NL	NIGHT LIGHT	STF	STONE FLOORING
ALUM	ALUMINUM	FW	FIRE WALL	NL	NIGHT LIGHT	STF	STONE FLOORING
ANCH	ANCHOR	FW	FIRE WALL	NL	NIGHT LIGHT	STF	STONE FLOORING
AP	APPROXIMATE	FW	FIRE WALL	NL	NIGHT LIGHT	STF	STONE FLOORING
APPROX	APPROXIMATE	FW	FIRE WALL	NL	NIGHT LIGHT	STF	STONE FLOORING
ARCH	ARCHITECTURAL	FW	FIRE WALL	NL	NIGHT LIGHT	STF	STONE FLOORING
AD	AREA DRAIN	FW	FIRE WALL	NL	NIGHT LIGHT	STF	STONE FLOORING
AUTO	AUTOMATIC	FW	FIRE WALL	NL	NIGHT LIGHT	STF	STONE FLOORING
BE	BAKED ON ENAMEL	FW	FIRE WALL	NL	NIGHT LIGHT	STF	STONE FLOORING
BSMT	BASEMENT	FW	FIRE WALL	NL	NIGHT LIGHT	STF	STONE FLOORING
BT	BATH TUB	FW	FIRE WALL	NL	NIGHT LIGHT	STF	STONE FLOORING
BM	BEAM	FW	FIRE WALL	NL	NIGHT LIGHT	STF	STONE FLOORING
BRG	BEARING	FW	FIRE WALL	NL	NIGHT LIGHT	STF	STONE FLOORING
BFF	BELOW FINISH FLOOR	FW	FIRE WALL	NL	NIGHT LIGHT	STF	STONE FLOORING
BLW	BELOW	FW	FIRE WALL	NL	NIGHT LIGHT	STF	STONE FLOORING
BL	BRICK FLOORING	FW	FIRE WALL	NL	NIGHT LIGHT	STF	STONE FLOORING
BM	BENCH MARK	FW	FIRE WALL	NL	NIGHT LIGHT	STF	STONE FLOORING
BTWN	BETWEEN	FW	FIRE WALL	NL	NIGHT LIGHT	STF	STONE FLOORING
BTUM	BITUMINOUS	FW	FIRE WALL	NL	NIGHT LIGHT	STF	STONE FLOORING
BLKG	BOARD	FW	FIRE WALL	NL	NIGHT LIGHT	STF	STONE FLOORING
BS	BOTH SIDES	FW	FIRE WALL	NL	NIGHT LIGHT	STF	STONE FLOORING
BOT	BOTTOM	FW	FIRE WALL	NL	NIGHT LIGHT	STF	STONE FLOORING
BO	BOTTOM OF	FW	FIRE WALL	NL	NIGHT LIGHT	STF	STONE FLOORING
BRK	BRICK FACE	FW	FIRE WALL	NL	NIGHT LIGHT	STF	STONE FLOORING
BRP	BRICK PAVING	FW	FIRE WALL	NL	NIGHT LIGHT	STF	STONE FLOORING
BLDG	BUILDING	FW	FIRE WALL	NL	NIGHT LIGHT	STF	STONE FLOORING
BUILT-IN	BUILT-IN ROOFING	FW	FIRE WALL	NL	NIGHT LIGHT	STF	STONE FLOORING
BUR	BULLNOSE	FW	FIRE WALL	NL	NIGHT LIGHT	STF	STONE FLOORING
BN	BULLNOSE	FW	FIRE WALL	NL	NIGHT LIGHT	STF	STONE FLOORING
CAB	CABINET	FW	FIRE WALL	NL	NIGHT LIGHT	STF	STONE FLOORING
CUH	CABINET UNIT HEATER	FW	FIRE WALL	NL	NIGHT LIGHT	STF	STONE FLOORING
CB	CARBON DIOXIDE	FW	FIRE WALL	NL	NIGHT LIGHT	STF	STONE FLOORING
CP	CARPET	FW	FIRE WALL	NL	NIGHT LIGHT	STF	STONE FLOORING
CPT	CARPET MODULE TILE	FW	FIRE WALL	NL	NIGHT LIGHT	STF	STONE FLOORING
CH	CARPET TILE	FW	FIRE WALL	NL	NIGHT LIGHT	STF	STONE FLOORING
CSWK	CASEWORK	FW	FIRE WALL	NL	NIGHT LIGHT	STF	STONE FLOORING
CI	CATCH BASIN	FW	FIRE WALL	NL	NIGHT LIGHT	STF	STONE FLOORING
CB	CATCH BASIN	FW	FIRE WALL	NL	NIGHT LIGHT	STF	STONE FLOORING
CLG	CERAMIC GLAZED	FW	FIRE WALL	NL	NIGHT LIGHT	STF	STONE FLOORING
CEM	CEMENT	FW	FIRE WALL	NL	NIGHT LIGHT	STF	STONE FLOORING
CB	CERAMIC GLAZED	FW	FIRE WALL	NL	NIGHT LIGHT	STF	STONE FLOORING
CT	CERAMIC TILE	FW	FIRE WALL	NL	NIGHT LIGHT	STF	STONE FLOORING
CTB	CERAMIC TILE BASE	FW	FIRE WALL	NL	NIGHT LIGHT	STF	STONE FLOORING
CR	CHAIR RAIL	FW	FIRE WALL	NL	NIGHT LIGHT	STF	STONE FLOORING
CH BD	CHALK BOARD	FW	FIRE WALL	NL	NIGHT LIGHT	STF	STONE FLOORING
HR	CHANNEL	FW	FIRE WALL	NL	NIGHT LIGHT	STF	STONE FLOORING
CO	CLEAN OUT	FW	FIRE WALL	NL	NIGHT LIGHT	STF	STONE FLOORING
CLR	CLEAR	FW	FIRE WALL	NL	NIGHT LIGHT	STF	STONE FLOORING
CCTV	CLOSED CIRCUIT TELEVISION	FW	FIRE WALL	NL	NIGHT LIGHT	STF	STONE FLOORING
COL	CONCRETE	FW	FIRE WALL	NL	NIGHT LIGHT	STF	STONE FLOORING
CONC	CONCRETE MASONRY	FW	FIRE WALL	NL	NIGHT LIGHT	STF	STONE FLOORING
CMU	CONCRETE MASONRY UNIT	FW	FIRE WALL	NL	NIGHT LIGHT	STF	STONE FLOORING
CSV	CONDUCTIVE SHEET	FW	FIRE WALL	NL	NIGHT LIGHT	STF	STONE FLOORING
CONT	CONTINUOUS	FW	FIRE WALL	NL	NIGHT LIGHT	STF	STONE FLOORING
CLL	CONTRACT LIMIT LINE	FW	FIRE WALL	NL	NIGHT LIGHT	STF	STONE FLOORING
CONTR	CONTRACTOR	FW	FIRE WALL	NL	NIGHT LIGHT	STF	STONE FLOORING
CJ	CORNER GUARD	FW	FIRE WALL	NL	NIGHT LIGHT	STF	STONE FLOORING
CG	CORNER GUARD	FW	FIRE WALL	NL	NIGHT LIGHT	STF	STONE FLOORING
CSK	COUNTERSINK	FW	FIRE WALL	NL	NIGHT LIGHT	STF	STONE FLOORING
DEM	DEMOLISH / DEMOLITION	FW	FIRE WALL	NL	NIGHT LIGHT	STF	STONE FLOORING
DET	DETAIL	FW	FIRE WALL	NL	NIGHT LIGHT	STF	STONE FLOORING
DIAG	DIAGONAL	FW	FIRE WALL	NL	NIGHT LIGHT	STF	STONE FLOORING
DIA	DIAMETER	FW	FIRE WALL	NL	NIGHT LIGHT	STF	STONE FLOORING
DIFF	DIFFUSER	FW	FIRE WALL	NL	NIGHT LIGHT	STF	STONE FLOORING
DISP	DIMENSION	FW	FIRE WALL	NL	NIGHT LIGHT	STF	STONE FLOORING
DS MB	DIVIDER STRIPS MARBLE	FW	FIRE WALL	NL	NIGHT LIGHT	STF	STONE FLOORING
DR	DOOR	FW	FIRE WALL	NL	NIGHT LIGHT	STF	STONE FLOORING
DBL	DOUBLE	FW	FIRE WALL	NL	NIGHT LIGHT	STF	STONE FLOORING
DN	DOWN	FW	FIRE WALL	NL	NIGHT LIGHT	STF	STONE FLOORING
DS	DOWNSPOUT	FW	FIRE WALL	NL	NIGHT LIGHT	STF	STONE FLOORING
DWG	DRAWING	FW	FIRE WALL	NL	NIGHT LIGHT	STF	STONE FLOORING
DF	DRINKING FOUNTAIN	FW	FIRE WALL	NL	NIGHT LIGHT	STF	STONE FLOORING
EA	EACH	FW	FIRE WALL	NL	NIGHT LIGHT	STF	STONE FLOORING
EAC	END CORNER GUARD	FW	FIRE WALL	NL	NIGHT LIGHT	STF	STONE FLOORING
ELEC	ELECTRIC (AL)	FW	FIRE WALL	NL	NIGHT LIGHT	STF	STONE FLOORING
EP	ELECTRIC PANEL	FW	FIRE WALL	NL	NIGHT LIGHT	STF	STONE FLOORING
EW	ELECTRIC WATER	FW	FIRE WALL	NL	NIGHT LIGHT	STF	STONE FLOORING
EL	ELEVATOR	FW	FIRE WALL	NL	NIGHT LIGHT	STF	STONE FLOORING
ELEV	ELEVATION	FW	FIRE WALL	NL	NIGHT LIGHT	STF	STONE FLOORING
ENCL	ENCLOSURE	FW	FIRE WALL	NL	NIGHT LIGHT	STF	STONE FLOORING
CC	EPOXY COATING	FW	FIRE WALL	NL	NIGHT LIGHT	STF	STONE FLOORING
ERF	EPOXY RESIN FLOORING	FW	FIRE WALL	NL	NIGHT LIGHT	STF	STONE FLOORING
EQ	EQUAL	FW	FIRE WALL	NL	NIGHT LIGHT	STF	STONE FLOORING
EQ SP	EQUALLY SPACED	FW	FIRE WALL	NL	NIGHT LIGHT	STF	STONE FLOORING
EQUIP	EQUIPMENT	FW	FIRE WALL	NL	NIGHT LIGHT	STF	STONE FLOORING
EX	EXAMPLE	FW	FIRE WALL	NL	NIGHT LIGHT	STF	STONE FLOORING
EX FN	EXPANSION BOLT	FW	FIRE WALL	NL	NIGHT LIGHT	STF	STONE FLOORING
EXIST	EXISTING	FW	FIRE WALL	NL	NIGHT LIGHT	STF	STONE FLOORING
EXP BT	EXPANSION JOINT	FW	FIRE WALL	NL	NIGHT LIGHT	STF	STONE FLOORING
EXP DS	EXPANDED DIVIDER	FW	FIRE WALL	NL	NIGHT LIGHT	STF	STONE FLOORING
EXP	EXPANSION	FW	FIRE WALL	NL	NIGHT LIGHT	STF	STONE FLOORING
EGB	EXTERIOR GYPSUM BOARD	FW	FIRE WALL	NL	NIGHT LIGHT	STF	STONE FLOORING
EIFS	EXTERIOR INSULATION AND FINISH SYSTEM	FW	FIRE WALL	NL	NIGHT LIGHT	STF	STONE FLOORING
EFS	EXTERIOR FINISH	FW	FIRE WALL	NL	NIGHT LIGHT	STF	STONE FLOORING
EXT-P	EXTERIOR PAINT	FW	FIRE WALL	NL	NIGHT LIGHT	STF	STONE FLOORING
EXT-ST	EXTERIOR STAIN	FW	FIRE WALL	NL	NIGHT LIGHT	STF	STONE FLOORING

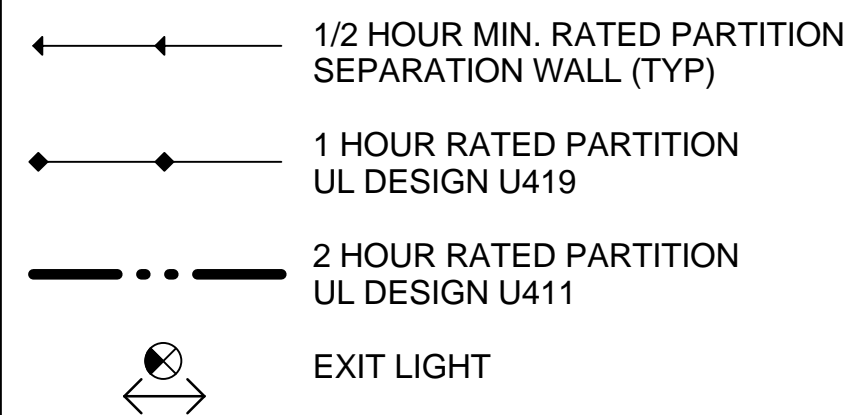
REFERENCE SYMBOLS



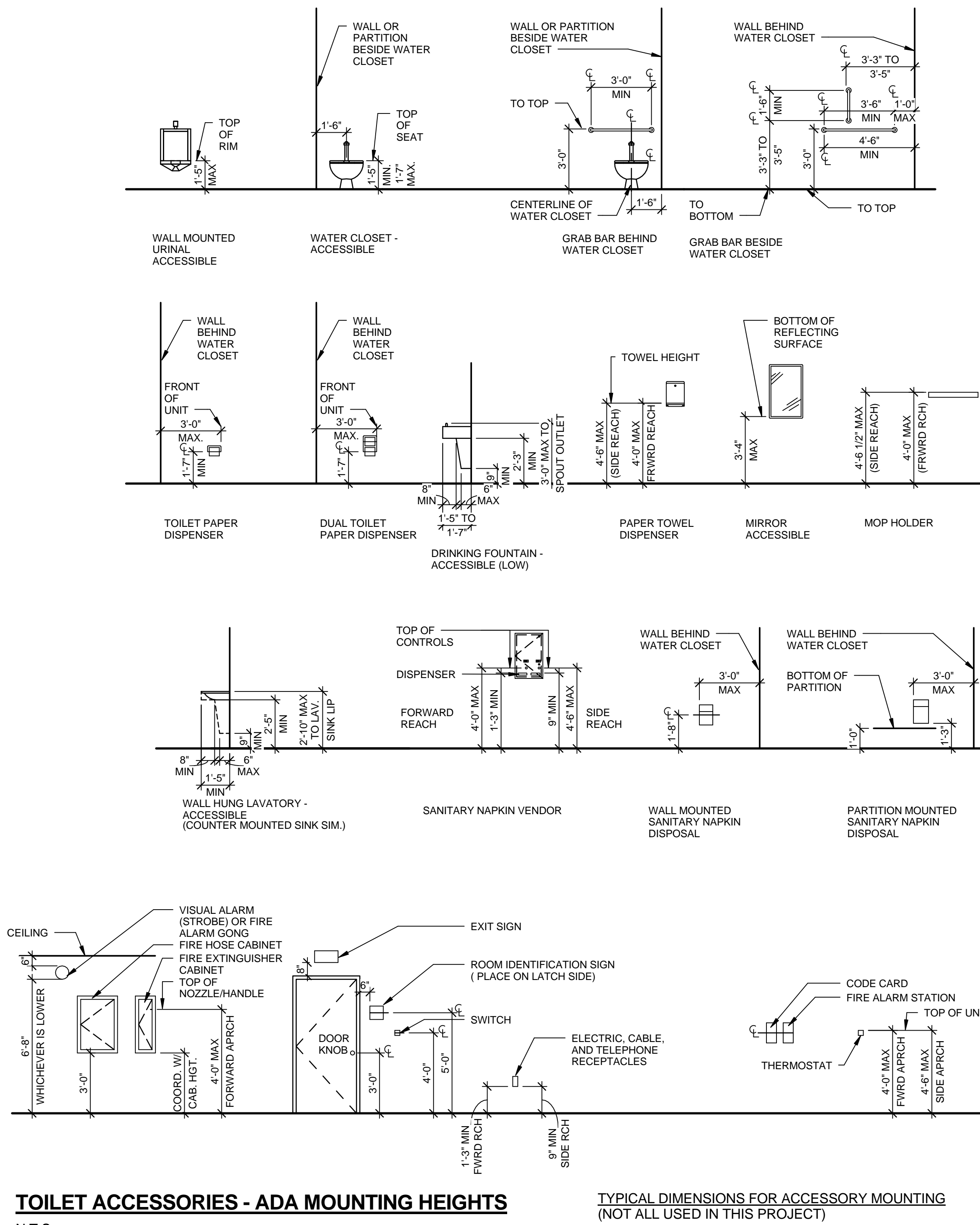
MATERIAL SYMBOLS

EARTH	FIBER BOARD OR RIGID INSULATION
GRAVEL OR POROUS FILL	PLASTER, GYPSUM WALL BOARD, SAND MORTAR, GROUT, OR PARTICLE BOARD
CONCRETE MASONRY UNIT	FINISH WOOD
BRICK	WOOD FRAMING (CONTINUOUS)
STONE	WOOD BLOCK OR SHIM
CONCRETE	PLYWOOD
FIBROUS INSULATION, OR LOOSE FILL	STEEL OR IRON
EXISTING CONSTRUCTION TO REMAIN ON DEMOLITION PLAN	ALUMINUM

FIRE PARTITION TYPE LEGEND



*SEE PARTITION TYPES AE604

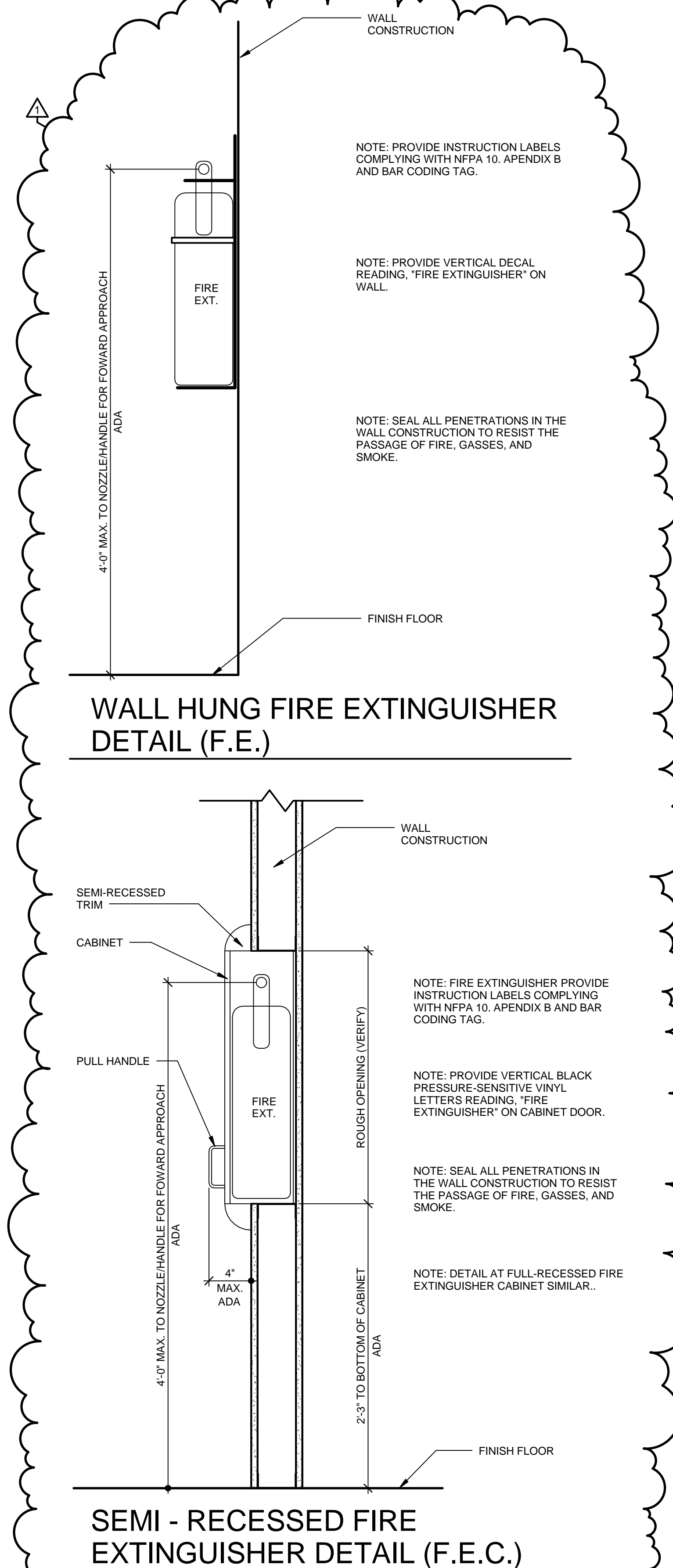


TOILET ACCESSORIES - ADA MOUNTING HEIGHTS
N.T.S.

TYPICAL DIMENSIONS FOR ACCESSORY MOUNTING
(NOT ALL USED IN THIS PROJECT)

GENERAL NOTES

- ENCLOSE ALL EXPOSED DUCTS, PIPES, CONDUITS, IN FINISHED SPACES, WITH CONSTRUCTION AND FINISH TO MATCH ADJACENT CONSTRUCTION UNLESS OTHERWISE NOTED.
- PROVIDE KEYS ACCESS PANELS OF APPROPRIATE SIZE, TYPE AND FIRE RATING FOR ALL CONCEALED ITEMS THAT REQUIRE ADJUSTMENT, MAINTENANCE, MONITORING, ETC. COORDINATE LOCATION WITH VHSO.
- DO NOT DETERMINE DIMENSIONS AND SIZES OF THE GRAPHIC REPRESENTATIONS SHOWN ON THE DRAWINGS BY USING MEASUREMENT. NOTIFY VHSO OF ANY DISCREPANCIES.
- PARTITIONS ARE DIMENSIONED TO FACE OF STUD/CMU/BRICK OR CENTERLINE OF STRUCTURE UNLESS OTHERWISE NOTED.
- CONSTRUCT FIRE AND/OR SMOKE RATED ASSEMBLIES IN THEIR ENTIRETY PRIOR TO NON-RATED ASSEMBLIES.
- DETAILS ILLUSTRATED HEREIN ARE REPRESENTATIVE OF THE CHARACTER, QUALITY AND PROFILES REQUIRED FOR THE WORK. CONDITIONS NOT COVERED BY SPECIFIC DETAILS ARE SIMILAR TO THOSE DETAILED.
- PERFORM WORK IN ACCORDANCE WITH APPLICABLE LOCAL, STATE, AND GENERAL BUILDING CODES AND REGULATIONS AND ALL A.D.A. GUIDELINES. CONTRACTOR TO OBTAIN AND PAY FOR ALL REQUIRED BUILDING PERMITS FOR THE WORK.
- ACCESS TO SITE, DELIVERY ROUTE, "LAY DOWN" AREA FOR MATERIALS, AND OTHER SERVICES, AND SPACE UNDER CONSTRUCTION SHALL BE COORDINATED WITH THE OWNER'S REPRESENTATIVES PRIOR TO CONSTRUCTION.
- WHERE REQUIREMENTS CALL FOR MATCHING EXISTING CONSTRUCTION, FINISHES, PRODUCTS, ETC., THE A/E'S DECISION WILL BE FINAL ON WHETHER THE MATCH IS ACCEPTABLE. IF THE MATCH IS NOT ACCEPTABLE, PROVIDE SAMPLES OF SUITABLE ALTERNATIVES FOR THE A/E'S SELECTION.
- THE WORDS "ALIGN" AND "EQUAL" AS USED IN THESE DOCUMENTS SUPERSEDE DIMENSIONS.
- EXISTING CONSTRUCTION TO REMAIN, AND EXISTING AREAS AFFECTED BY NEW CONSTRUCTION SHALL BE REPAIRED AND REFINISHED TO MATCH CONTIGUOUS CONDITIONS BASED ON A/E AND VHSO APPROVAL.
- PROVIDE ROOM SIGNAGE FOR EACH ROOM AT NEW CONSTRUCTION AND RENOVATED AREAS. VERIFY ROOM NAME AND NUMBER ASSIGNMENT WITH VHSO FAYETTEVILLE. ROOM SIGNAGE TO MATCH EXISTING CAMPUS SYSTEM AS OUTLINED IN THE SPECIFICATIONS.
- UNSCHEDULED CLOSETS ARE TO BE FINISHED TO MATCH ADJACENT SPACE.



SEMI-RECESSED FIRE EXTINGUISHER DETAIL (F.E.C.)

FULLY SPRINKLERED
100% CONSTRUCTION DOCUMENTS

CONSULTANTS:		09/07/2012	ARCHITECT / ENGINEERS:	Drawing Title ARCHITECTURAL SYMBOLS, ABBREVIATIONS AND GENERAL NOTES	Project Title Renovate Leroy Pond Army Reserve Center for Mental Health Residential Rehabilitation Treatment/ Police Training	Project Number 564-341
Revisions:				Approved: Project Director	Location Fayetteville, AR	Drawing Number GI003
					Date 9/7/12	Checked SG
					Drawn JMB	Dwg. 3 of 126

Office of Facilities Management

DEPARTMENT OF VETERANS AFFAIRS