

Project Title			Date
CEMETERY EXPANSION			10-9-2015
			Project Number 906 CM 3012
Building Number	Checked	Drawn	DRAWING NO. L6.14
	CS/BB	CM	
Location EAGLE POINT, OREGON			Dwg. 56 of 85



L6.15 $1'' = 1'-0''$



L6.15 $1'' = 1' - 0''$



L6.15 $1'' = 1' - 0''$



L6.15 $6'' = 1'-0''$



L6.15 $1'' = 1'-0''$



L6.15 $1'' = 1'-0''$



L6.15 $3'' = 1'-0''$



L6.15 $1-1/2'' = 1'-0''$



NOTE:

1. CONTRACTOR TO PROVIDE SHOP DRAWINGS FOR ALL OSSUARY CAP AND FLANGE COMPONENTS.
2. MINIMUM STEEL THICKNESS OF RECEIVING FLANGE SHALL BE 3/16".
3. MINIMUM STEEL THICKNESS OF OSSUARY CAP SHALL BE 3/8".
4. ALL COMPONENTS SHALL BE BRUSHED FINISH.
5. OSSUARY CAP SHALL WEIGH BETWEEN 8 AND 10 POUNDS AFTER FABRICATION.



1615 3" = 1'-0"



Advanced Structural Technologies
 7212 Metro Boulevard
 Edina, MN 55439
 (952) 854-9302 tel
 (952) 854-9690 fax
www.astmn.com




*Professionals in Outdoor Water Use, Reuse,
 Consulting & Water Management*
 179 James Ave W • Minneapolis, MN 55405
 P 763-559-1010 F 763-559-7779
www.watermotioncorp.com



**ENGINEERING
 CONSULTANTS**
 Experience you can build on™

**STRUCTURAL MECHANICAL ELECTRICAL
 TECHNOLOGY MEDICAL EQUIPMENT SOLUTIONS**

 **ANDERSON**
ENGINEERING

ENGINEERING • ARCHITECTURE • LAND SURVEYING
ENVIRONMENTAL SERVICES • LANDSCAPE ARCHITECTURE

Anderson Engineering of Minnesota, LLC
13605 1st Avenue North, Suite 100, Plymouth, MN 55441
763-412-4000 (o) 763-412-4090 (f) www.ae-mn.com

AE COMM. #13282

REGISTERED PROFESSIONAL
ENGINEER
83498
OREGON
JUN 30, 2017
R. JOHNSON

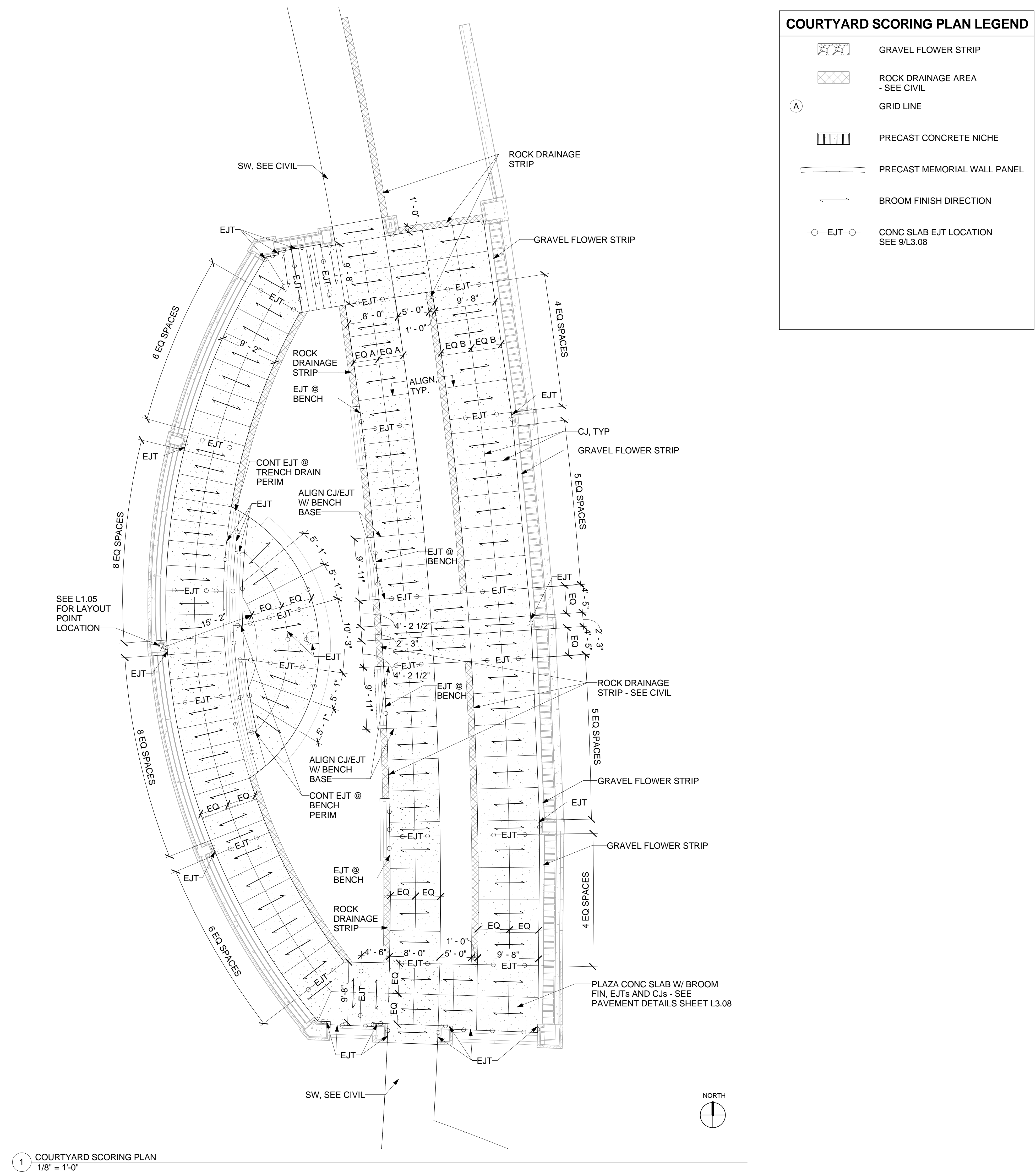
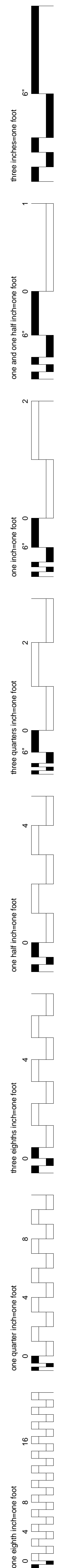
EXP. JUNE 30, 2017



NATIONAL
CEMETERY
ADMINISTRATION

N	Drawing Title COLUMBARIA SITE FURNISHINGS
	Approved: Director, Office of Construction Management
	Approved: Director, Project Management Service

Project Title CEMETERY EXPANSION			Date 10-9-2015
			Project Number 906 CM 3012
Building Number	Checked	Drawn	Drawing Number L6.15
Location EAGLE POINT, OREGON			Dwg. 57 of 85

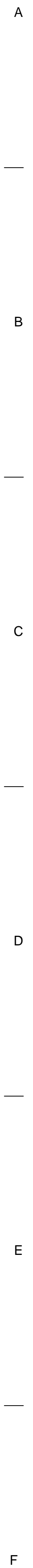



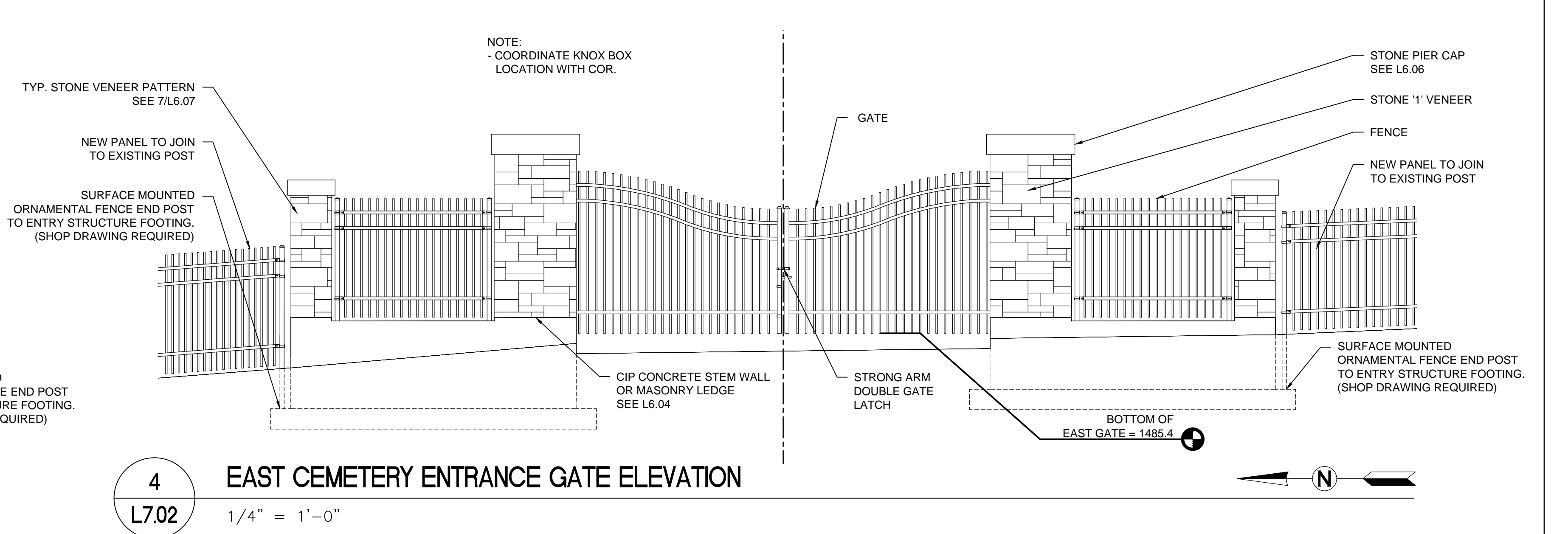
1 COURTYARD SCORING PLAN
1/8" = 1'-0"

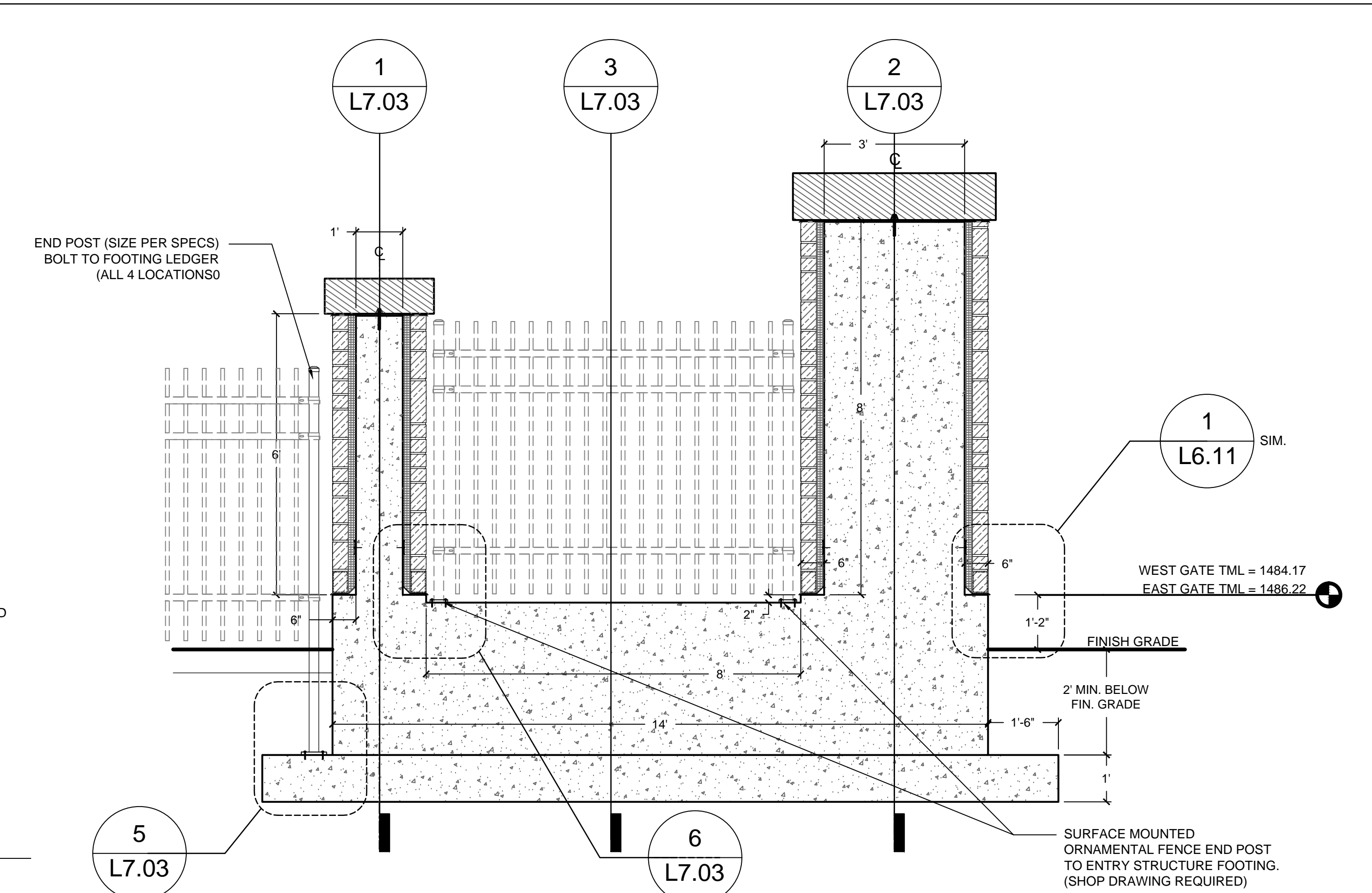
BID DOCUMENTS

[illegible]

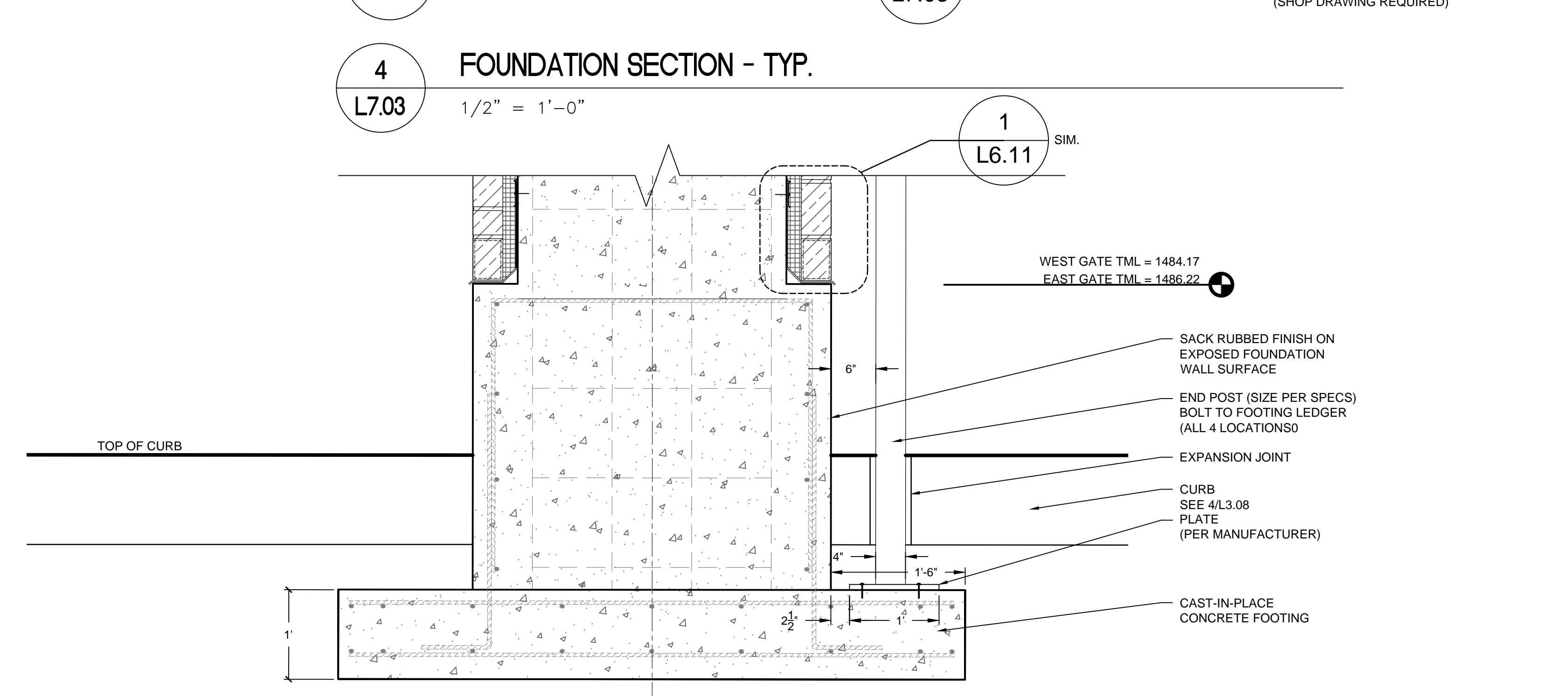




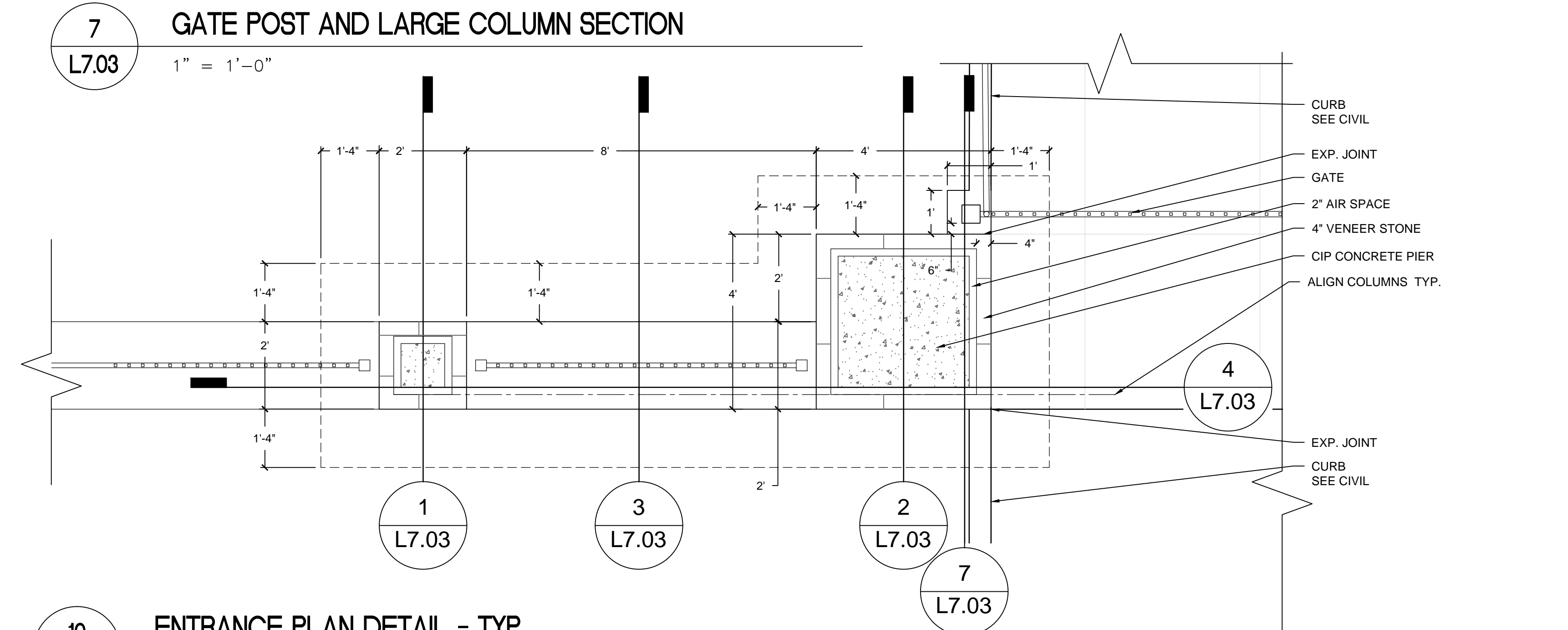
[illegible]



3 WALL SECTION - TYP.
L7.03 1/2" = 1'-0"



7 GATE POST AND LARGE COLUMN SECTION
L7.03 1" = 1'-0"



10 ENTRANCE PLAN DETAIL - TYP.
L7.03 1/2" = 1'-0"

Project Title CEMETERY EXPANSION			Date 10-9-2015
			Project Number 906 CM 3012
Building Number	Checked	Drawn	Drawing Number L7.03 Dwg. 62 of 85
Location EAGLE POINT, OREGON			

BID DOCUMENTS