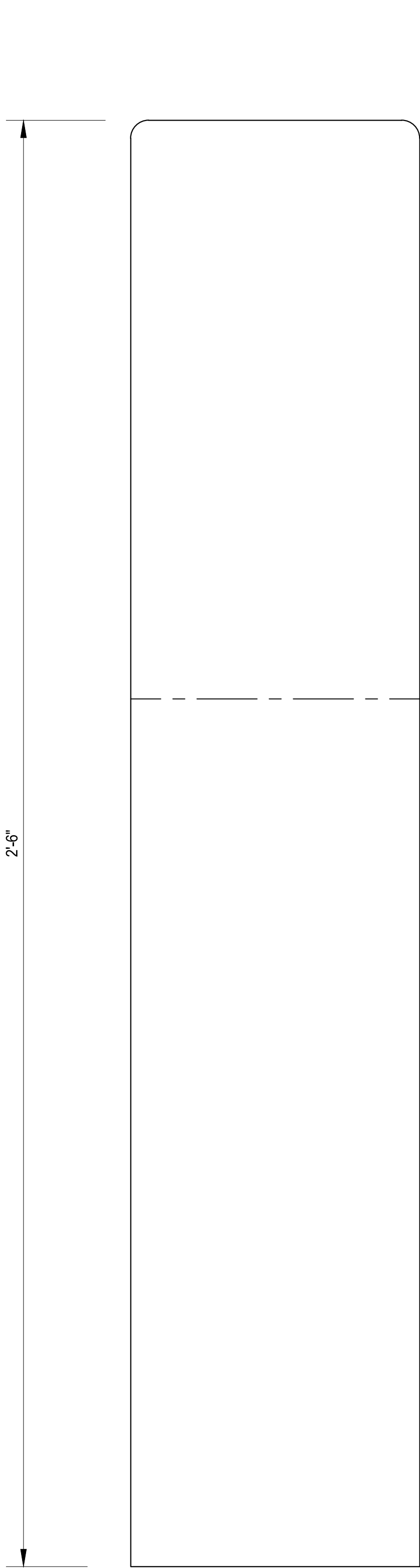
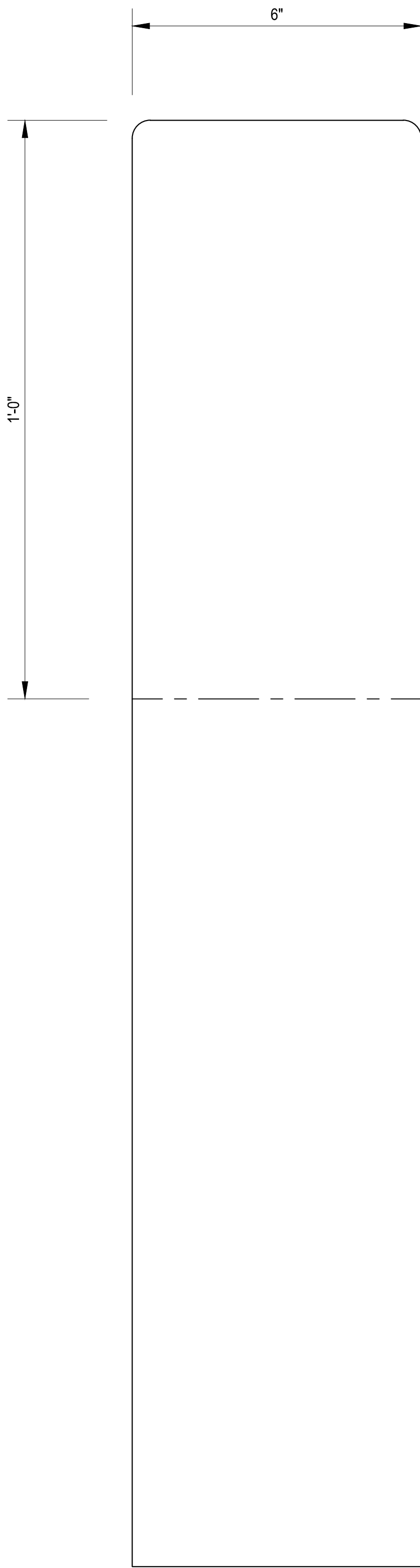


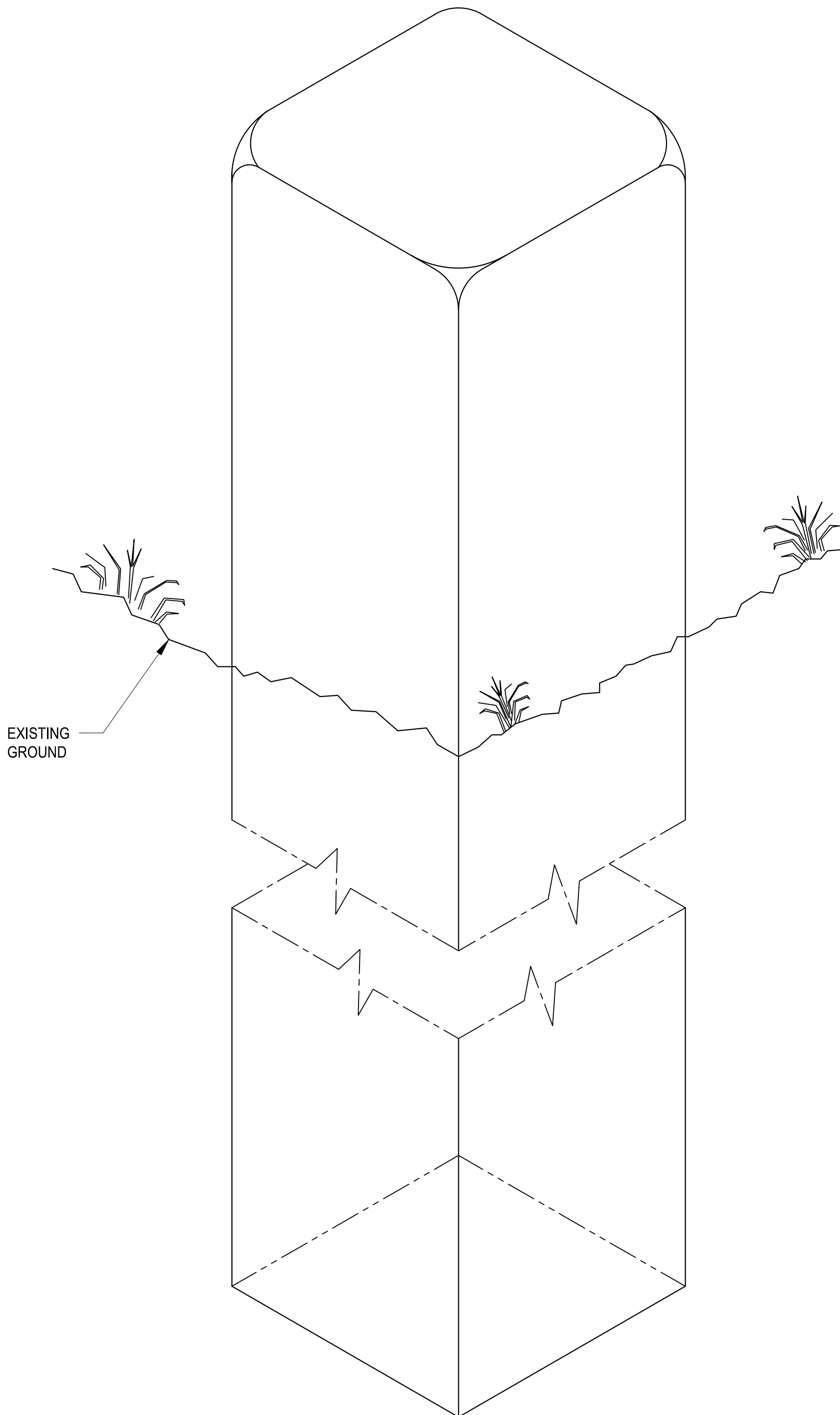
TOP VIEW



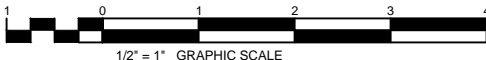
SIDE VIEW



FRONT VIEW



ISOMETRIC VIEW



B	SUPERCEDES DWG. NO. UH-1 DATED 3-01-2007 ADDS SHEET #2 - DWG. NO. UH-2 ADDED GENERAL NOTES	07-02-13
	SUPERCEDES DWG. NO. UKN-1 DATED 4-04-2002	03-01-07
A		Date

GENERAL NOTES:

1. ALL DIMENSIONAL TOLERANCES ARE $\pm 1/8$ " UNLESS OTHERWISE SPECIFIED.
2. ALL FACES ARE TO BE CUT SO THAT THEY REMAIN SQUARE AND PERPENDICULAR TO EACH ADJOINING FACE.
3. THE TOP & 12" DOWN ON ALL SIDES TO BE 80 GRIT FINISH AND ROUND ALL CORNERS 3/8" RADIUS.
REMAINING SURFACES ARE TO BE ROUGH SAWN CUT.

CONVERSION TABLE			
ENGLISH/ U.S. STANDARD	METRIC	ENGLISH/ U.S. STANDARD	METRIC
42"	106.68 cm	2"	5.08 cm
24"	60.96 cm	1 5/8"	4.13 cm
14 1/2"	36.83 cm	1"	2.54 cm
13"	33.02 cm	3/4"	1.90 cm
4"	10.16 cm	5/8"	1.59 cm
3"	7.62 cm	1/2"	1.27 cm
2 1/2"	6.35 cm	1/4"	.64 cm



NATIONAL
CEMETERY
ADMINISTRATION

Drawing Title MARKER, UNKNOWN, ORIGINAL STYLE, MARBLE 6" X 6" X 2'-6"	
Approved: Director, Memorial Programs Service	
Signed	
Approved: Chief of Operations, Memorial Programs Service	
Signed	

Project Title GOVERNMENT HEADSTONES AND MARKERS		
Marker Type UH	Checked KEE/KS	Drawn MLT SYSTEMS
Location		
Digital File A-UH-1.DWG 24" x 36" SHEET		

Date JULY 2, 2013
Project/Contract No.
DRAWING NO. A-UH-1
Sheet 1 OF 2