

A  
6"  
three inches = one foot

B  
1  
one and one-half inches = one foot

C  
2  
one inch = one foot

D  
4  
one half inch = one foot

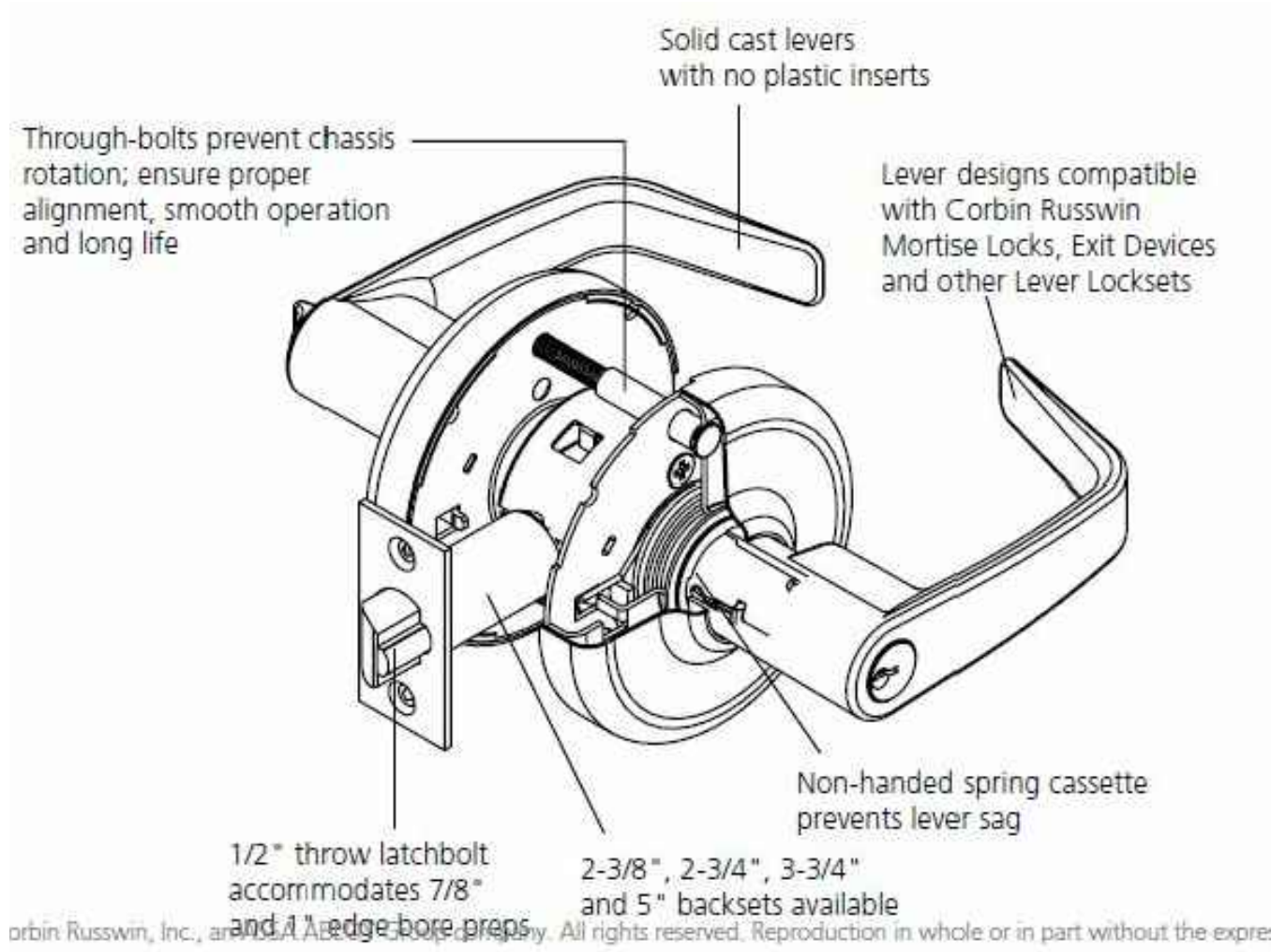
E  
4  
three eighths inch = one foot

F  
8  
one quarter inch = one foot

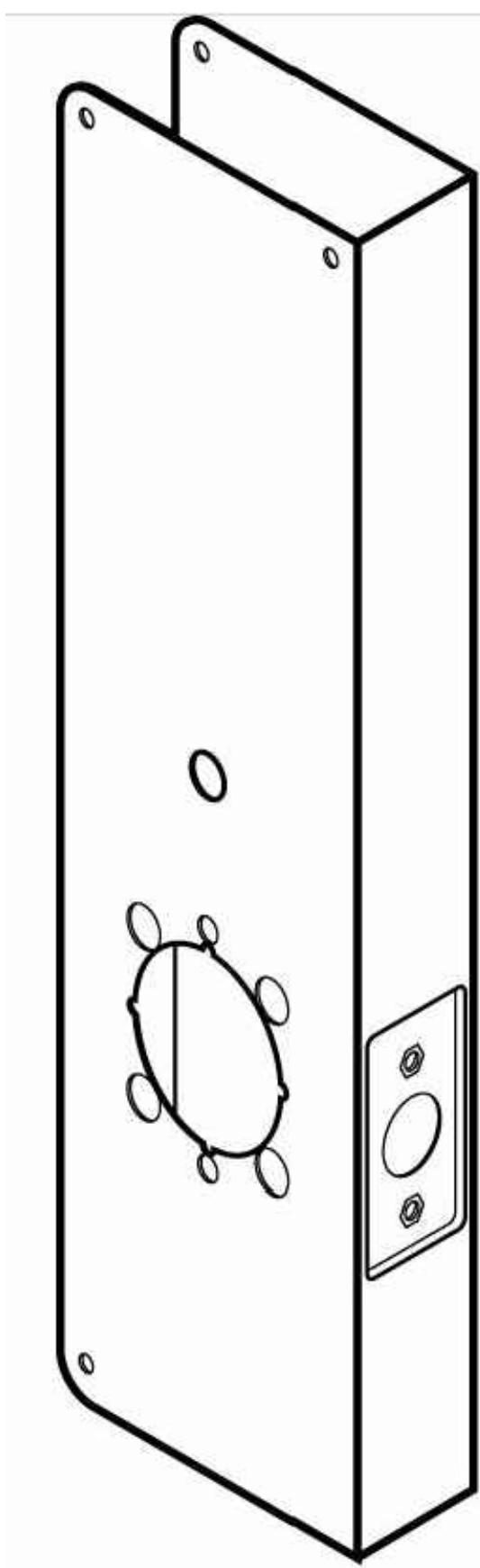
16  
one eighth inch = one foot

32  
one sixteenth inch = one foot

CL3500 Series Heavy Duty Lockset



1 CORBIN RUSSWIN CL 3500  
A-200 NOT TO SCALE



Number	25 CW
Dimensions	5-1/8" x 15"
Backset	2-3/4"
Door	1-3/4"
Features	22 ga. (.032), Works with Arrow Revolution and Yale In-Touch locks
Finishes	PB, S, 10B
Donjo attached files	2332

2 DON-JO 25-CW  
A-200 NOT TO SCALE

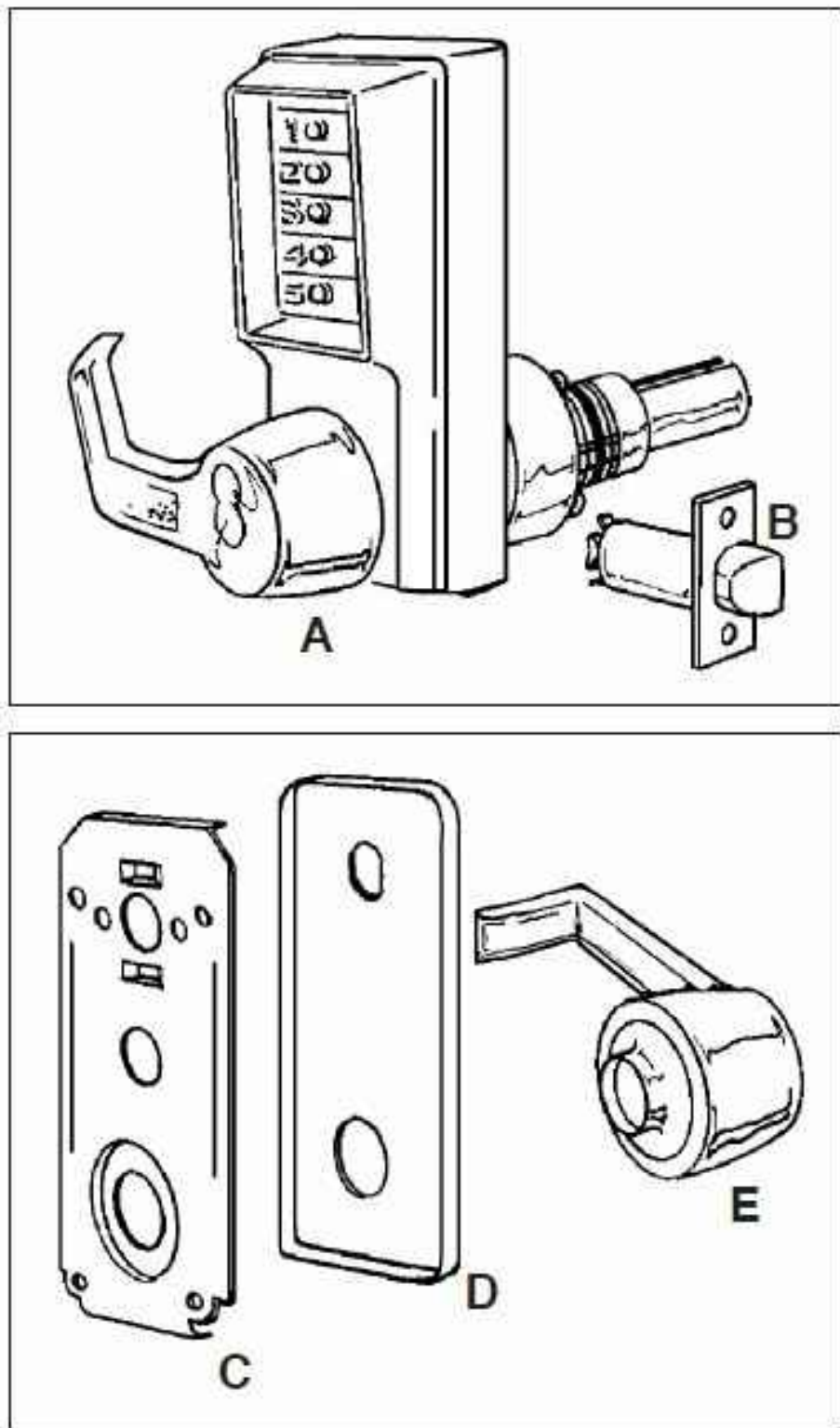
M380 Series



3 SECURITRON M380  
A-200 NOT TO SCALE



3 SIMPLEX L1021  
A-200 NOT TO SCALE



5 STANLEY 755-240  
A-200 NOT TO SCALE



Parallel Arm Mounting DC6210, DC6410 Series  
Allows inside application of closer on out-swinging doors. Closer is mounted on the push side, with the arm almost parallel to the face of the door. Arm does not project from the opening.

6 CORBIN RUSSWIN DC6210  
A-200 NOT TO SCALE

Revisions:

Date

CONSULTANTS:

COMMONWEALTH OF VIRGINIA  
LAWRENCE W. GOOSS, III  
Lic. No. 6305  
09-16-2015  
ARCHITECT

ARCHITECT/ENGINEERS:  
4 FOURFRONT DESIGN INC.  
517 7th street  
rapid city, sd 57701  
p 605.342.9470  
f 605.342.2377  
www.4front.biz

DOOR INFORMATION

Approved: Project Director

Project Title  
NCA: FIRE ALARM & SECURITY  
SYSTEMS ASSESSMENTS  
WOODLAWN, CALVERTON,  
INDIANTOWN GAP, CULPEPER

Location  
VARIOUS LOCATIONS

Date  
9/15/2015

Checked  
LG

Drawn  
KZ

Project Number  
1696.024j NCA

Building Number

Drawing Number  
A-200  
Dwg. 12 of 25

NCA DESIGN AND CONSTRUCTION SERVICE  
Department of Veterans Affairs

100% CONSTRUCTION DOCUMENTS