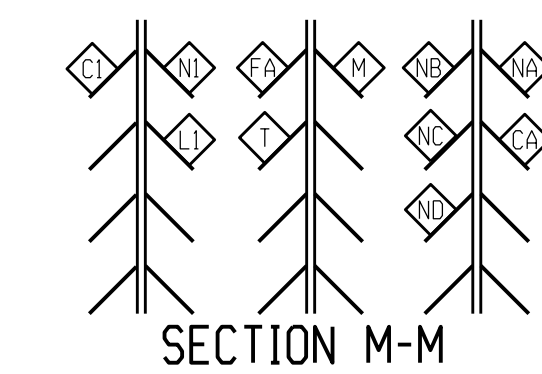


NOTES:

- 1 REFER TO DWGS. E5-1, E5-2, & E5-3 FOR INTERSTICE DETAILS AND GENERAL LAYOUT AND NOTES.
- 2 ALL FLUORESCENT LIGHTING FIXTURES INDICATED ON THIS DRAWING ARE TYPE 15C & 15D, UNLESS OTHERWISE NOTED. SEE NOTE 7 ON DWG. NO. E5-3.
- 3 CONNECT ALL EMERGENCY AND EXIT LIGHTING FIXTURE TO CIRCUIT E17-5.



SECTIONS THROUGH WIREWAYS
N.T.S.

Revisions	Date

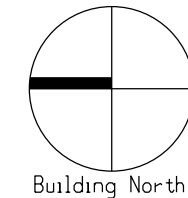
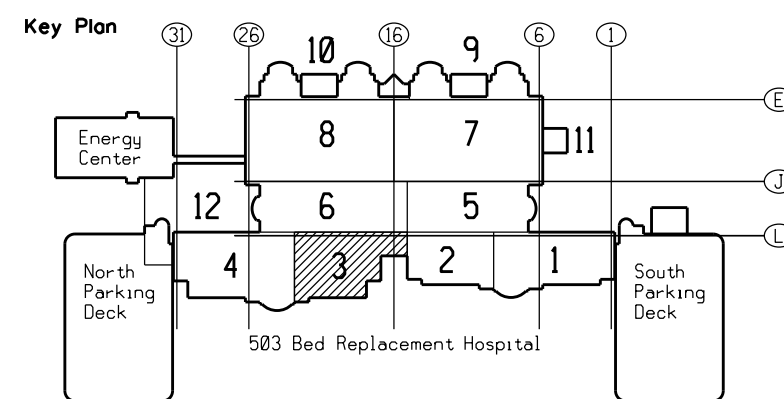
FULLY PROTECTED BY AUTOMATIC SPRINKLER SYSTEM
FINAL SUBMISSION
NOT FOR CONSTRUCTION

SH&G Project No. 4999L

SH&G

Smith, Hinchman & Grylls Associates, Inc.
Architects Engineers Planners

455 West Fort Street, Detroit, Michigan 48226
313/964-3000



Drawing Title
**FIRST FLOOR INTERSTICE PLAN
ZONE 3 - LTG., PWR., & SIG.**
Scale: 1/8" = 1'-0"
Approved: Area Project Manager

Project Title
**503 BED REPLACEMENT
HOSPITAL**
Building Number
100
Location
Detroit, Michigan
Date
4/29/91
Project No.
553-080
Checked
zochowski
DRAWING NO.
E5-1.3
Dwg. of

**Veterans
Administration**