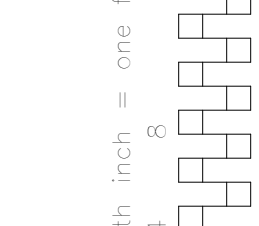
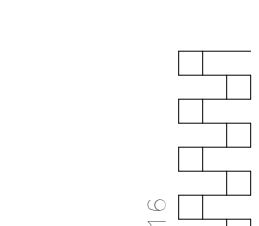
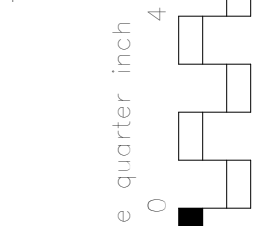
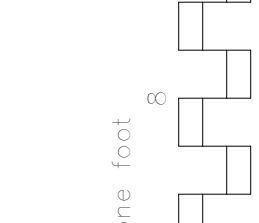
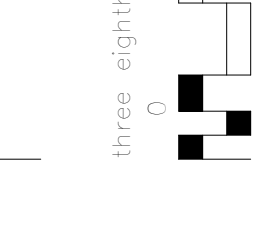
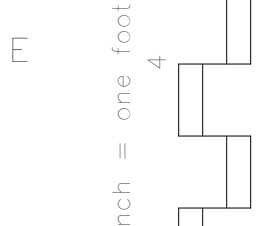
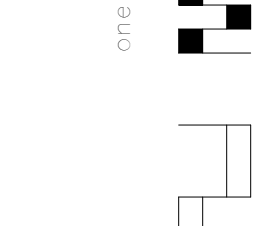
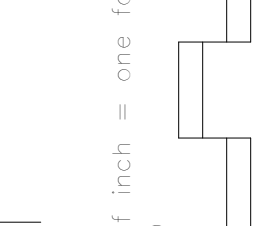
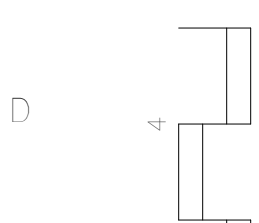
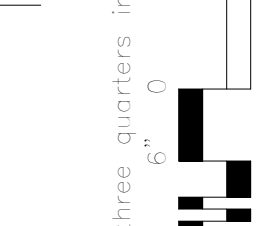
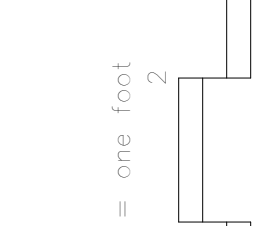
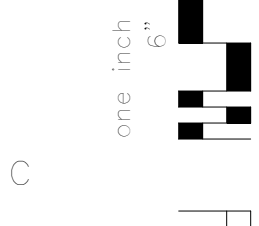
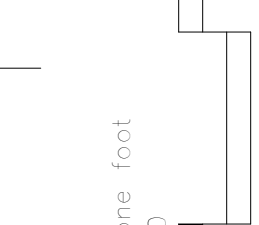
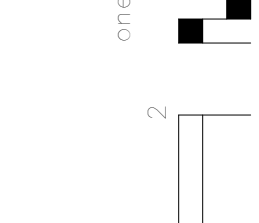
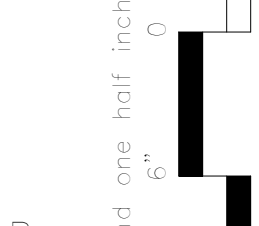
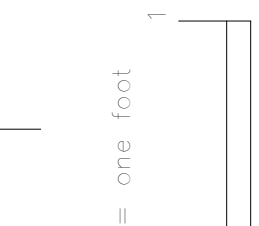



A



1

2

3

4

5

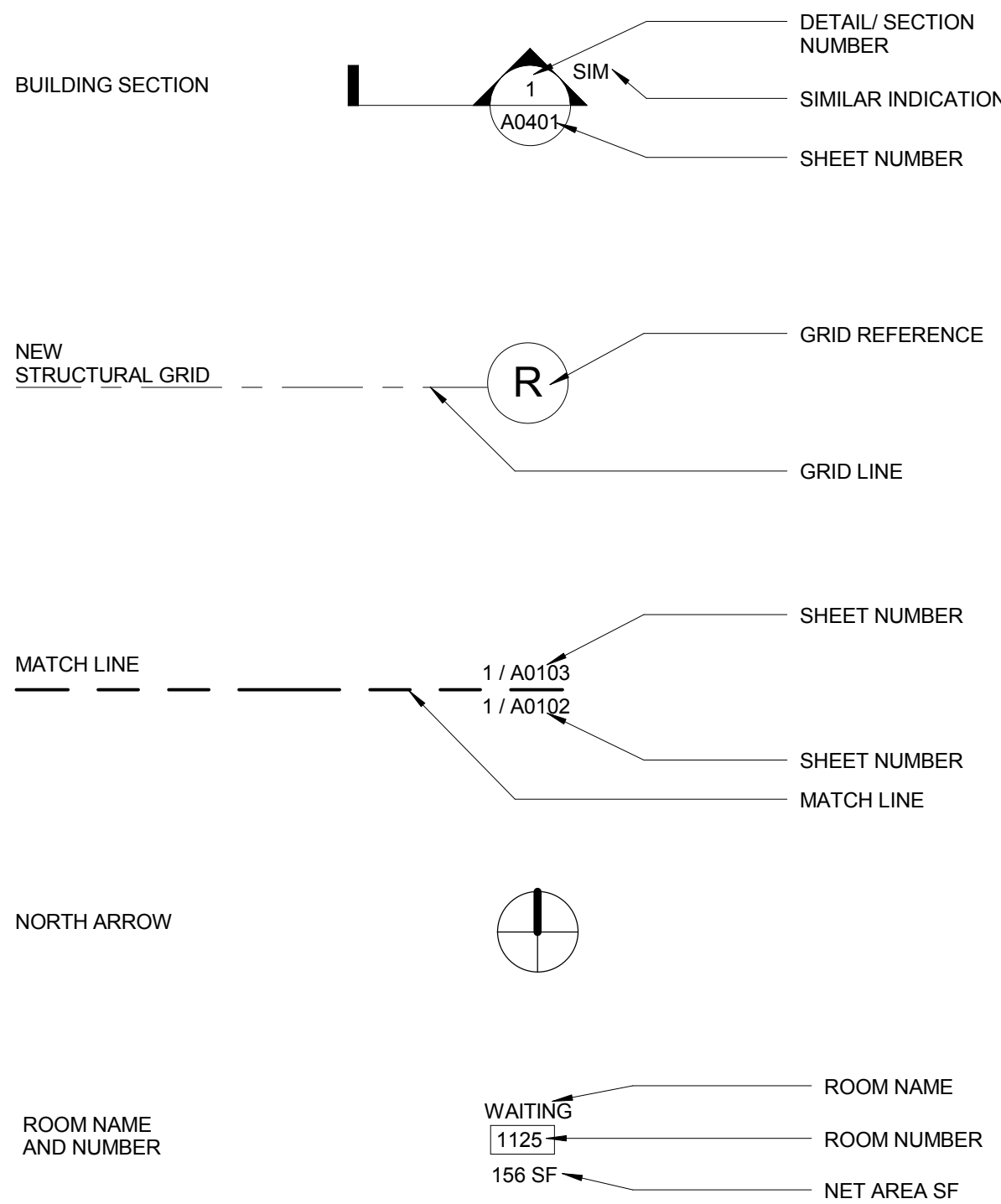
6

7

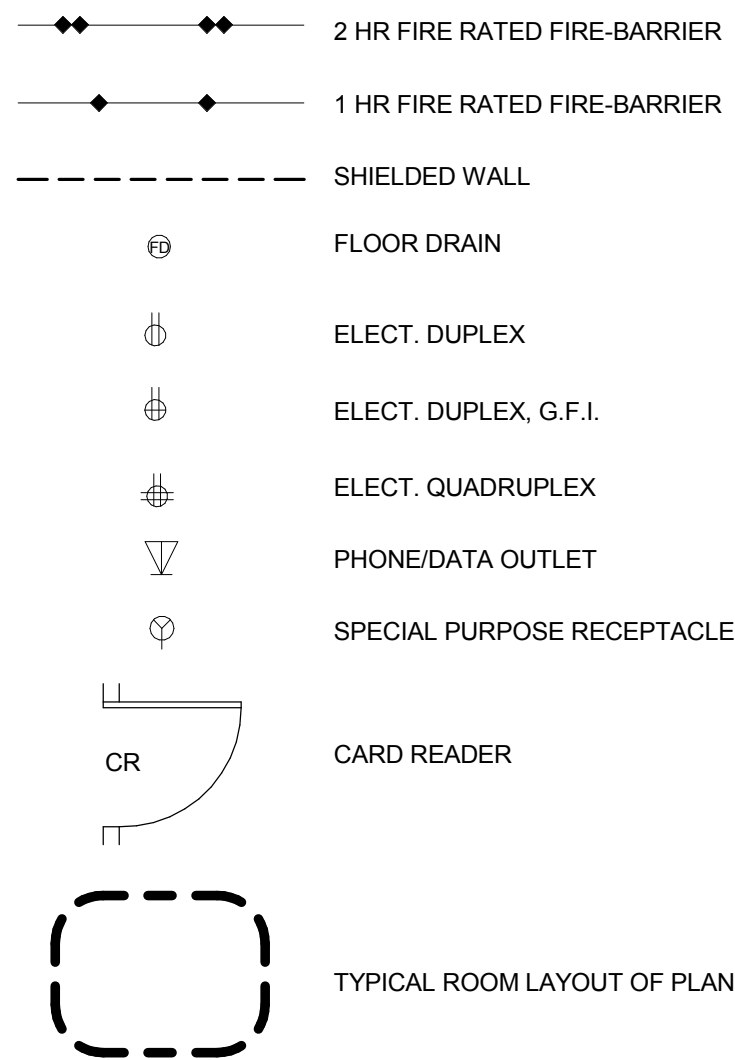
8

9

REFERENCE SYMBOLS



PLAN SYMBOLS



ABBREVIATIONS

ADJ	ADJACENT
AFF	ABOVE FINISHED FLOOR
OAHLU	AIR HANDLING UNIT
ARCH	ARCHITECT(URAL)
AT	ACOUSTICAL CEILING TILE
AT (SP)	ACOUSTICAL CEILING TILE (WITH SPRAYED PLASTIC FINISH)
AWP	ACOUSTICAL WALL PANEL
BLDG	BUILDING
BLKG	BLOCKING
CMU	CONC MASONRY UNIT
COL	COLUMN
C	CONCRETE (SCHEDULE E)
CONC	CONCRETE
CONF	CONFERENCE
CONT	CONTINUOUS
CORR	CORRIDOR
CPT	CARPET TILE
CR	CARD READER
CT	CERAMIC TILE
DEPT	DEPARTMENT
DIA	DIAMETER
DM	DIMENSION
DN	DOWN
EA	EACH
ELEC	ELECTRIC(AL)
EL	ELEVATION
ELEC	ELECTRICAL
ELEV	ELEVATOR
EMER	EMERGENCY
EQ	EQUAL
EQUIP	EQUIPMENT
FD	FLOOR DRAIN
FEC	FIRE EXTINGUISHER CABINET
FLR	FLOOR
FTG	FOOTING
FURN	FURNISH(ED)(INGS)
GFRG	GLASS FIBER REINF CONCRETE
GFRG	GLASS FIBER REINF GYPSUM
GL	GLASS
GWB	GYPSUM WALL BOARD
GYP	GYPSUM
HM	HOLLOW METAL
HORIZ	HORIZONTAL
HT	HEIGHT
INST	INSTALL(ED)
INT	INTERIOR
JAN	JANITOR
JT	JOINT
LAB	LABORATORY
LAV	LAVATORY
LGT	LENGTH
MATL	MATERIAL
MAX	MAXIMUM
MIN	MINIMUM
MISC	MISCELLANEOUS
MTL	METAL
NIC	NOT IN CONTRACT
NO	NUMBER
NOM	NOMINAL
NTS	NOT TO SCALE
OC	ON CENTER
OD	OUTSIDE DIAMETER
OFF	OFFICE
PERF	PERFORATE(D)
PL	PLATE
P	PART(ED)
PT	PORCELAIN TILE
QTY	QUANTITY
RAD	RADIUS
RAF	RESILIENT ATHLETIC FLOORING
RB	RESILIENT BASE
RCP	REFLECTED CLG PLAN
REF	REFRIGERATOR
REQD	REQUIRED
RF	RUBBER FLOORING
RM	ROOM
RSF	RESILIENT SHEET FLOORING (CHEMICALLY WELDED SEAMS)
S	SOLID SURFACE
SC	HIGH BUILD GLAZED COATING
SIM	SIMILAR
SOB	SLAB-ON-GRADE
SPEC	SPECIFICATION
SQ	SQUARE
SS	STAINLESS STEEL
ST	STONE
STC	SOUND TRANSMISSION CLASS
STD	STANDARD
STL	STEEL
STOR	STORAGE
STRUCT	STRUCTURE(AL)
SUSP	SUSPENDED
SVT	SOLID VINYL FLOOR TILE (LUXURY VINYL TILE)
TBD	TO BE DETERMINED
TEMP	TEMPORARY
TER	TERRAZZO
THK	THICKNESS
TLT	TOILET
TYP	TYPICAL
TT	TERRAZZO TILE
UNO	UNLESS NOTED OTHERWISE
VAC	VACUUM
VEST	VESTIBULE
VIF	VERIFY IN FIELD
W	WALL COVERING (VINYL COATED FABRIC)
WD	WOOD
WT	WEIGHT
WSF	WELDED SEAM SHEET FLOORING (HEAT WELDED WITH ROD)

SHEET INDEX

DRAWING INDEX	
SHEET NUMBER	SHEET NAME
G0001	GENERAL NOTES, SYMBOLS & ABBREVIATIONS
L0100	SITE PLAN
A0100	DEPARTMENT PLAN
A0101	LEVEL 01 FLOOR PLAN
A0201.1	ENLARGED FLOOR PLANS - LEVEL 01 - SECTOR A
A0201.2	ENLARGED FLOOR PLANS - LEVEL 01 - SECTOR B
A0201.3	ENLARGED FLOOR PLANS - LEVEL 01 - SECTOR C
A0201.4	ENLARGED FLOOR PLANS - LEVEL 01 - SECTOR D
A0201.5	ENLARGED FLOOR PLANS - LEVEL 01 - SECTOR E
A0201.6	ENLARGED FLOOR PLANS - LEVEL 01 - SECTOR F
A0301	EXTERIOR ELEVATIONS
A0331	BUILDING SECTIONS
A0401	EXTERIOR RENDERING
A0402	INTERIOR RENDERING

PROJECT DATA

BUILDING GROSS AREA: 59569 SF

OCCUPANCY: B BUSINESS AMBULATORY CLINIC

CONSTRUCTION TYPE: IIA

1 STORY BUILDING WITH ROOF MOUNTED MECHANICAL EQUIPMENT

FULLY SPRINKLERED

CONSULTANTS:

The LA Group
40 Long Alley
Saratoga Springs, NY 12866
P: 518.587.8100
www.thelagroup.com

ARCHITECT/ENGINEERS:

CANNONDESIGN

1100 Clark Avenue
St. Louis, Missouri 63102
F: 314.241.6250
F: 314.241.2570

© CannonDesign 2015
All rights reserved. No part of this document may be reproduced or utilized in any form, without prior written authorization by the Cannon Corporation

Drawing Title
GENERAL NOTES, SYMBOLS & ABBREVIATIONS

Approved: Project Director

Project Title
VA OUTPATIENT CLINIC

Project Number

CANNON DESIGN PROJECT NO. 3640.46
Building Number

Location
TYLER, TX

Date
DEC 16, 2015

Checked
SDM

Drawn
DS

Drawing Number

G0001

Dwg. 1 of 14

NOT FOR CONSTRUCTION

Office of
Construction
and Facilities
Management



Department of
Veterans Affairs