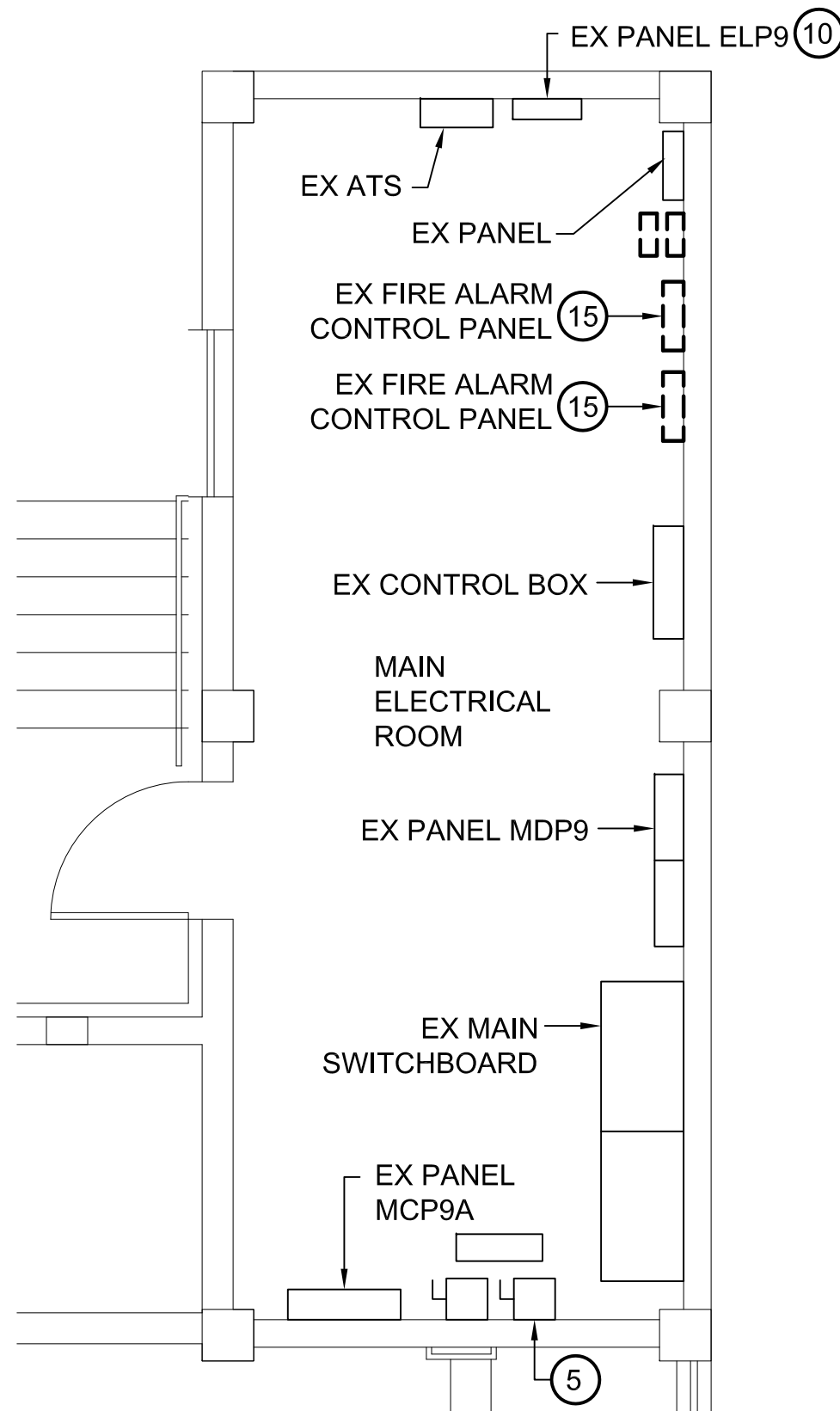
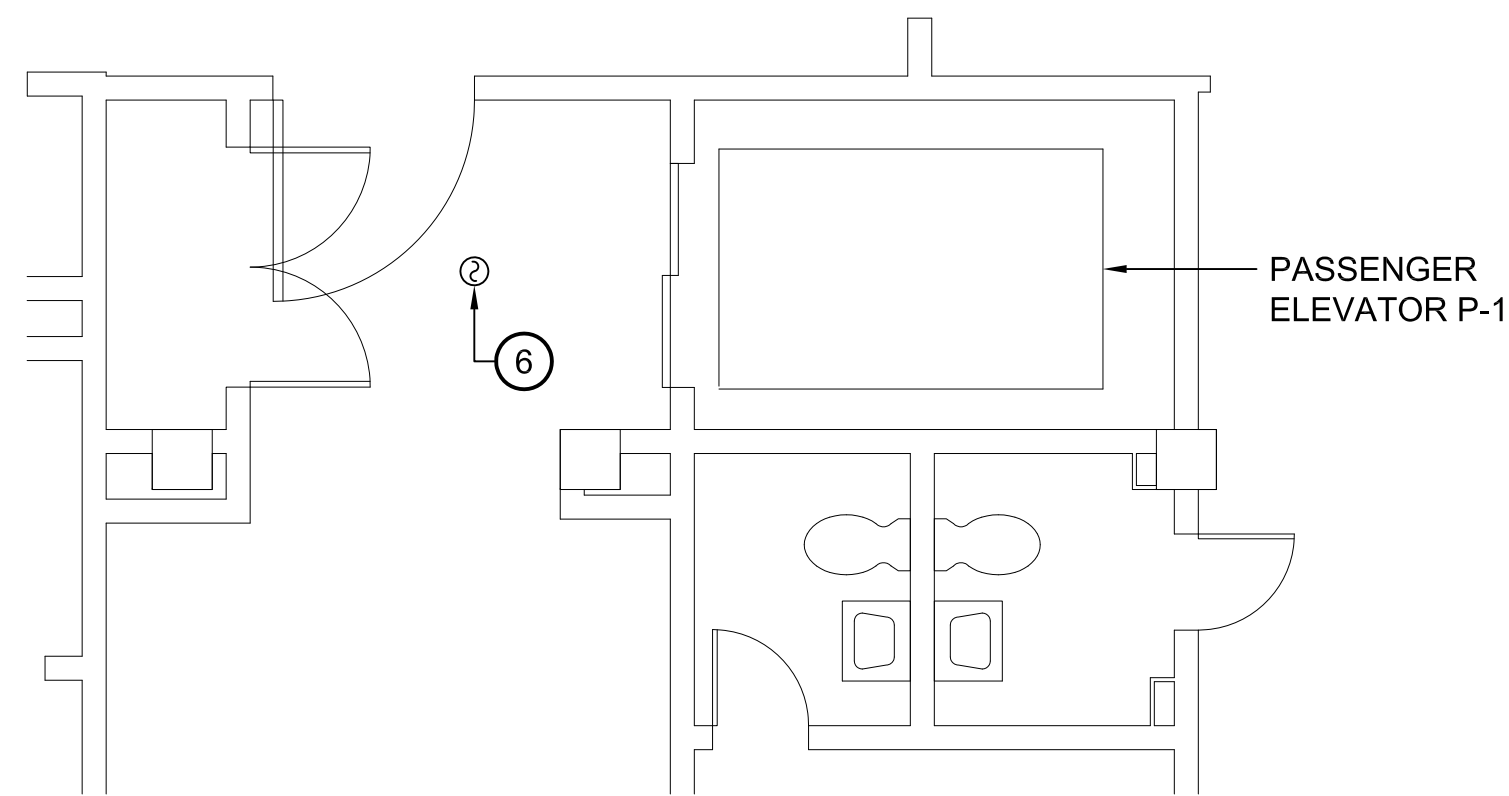


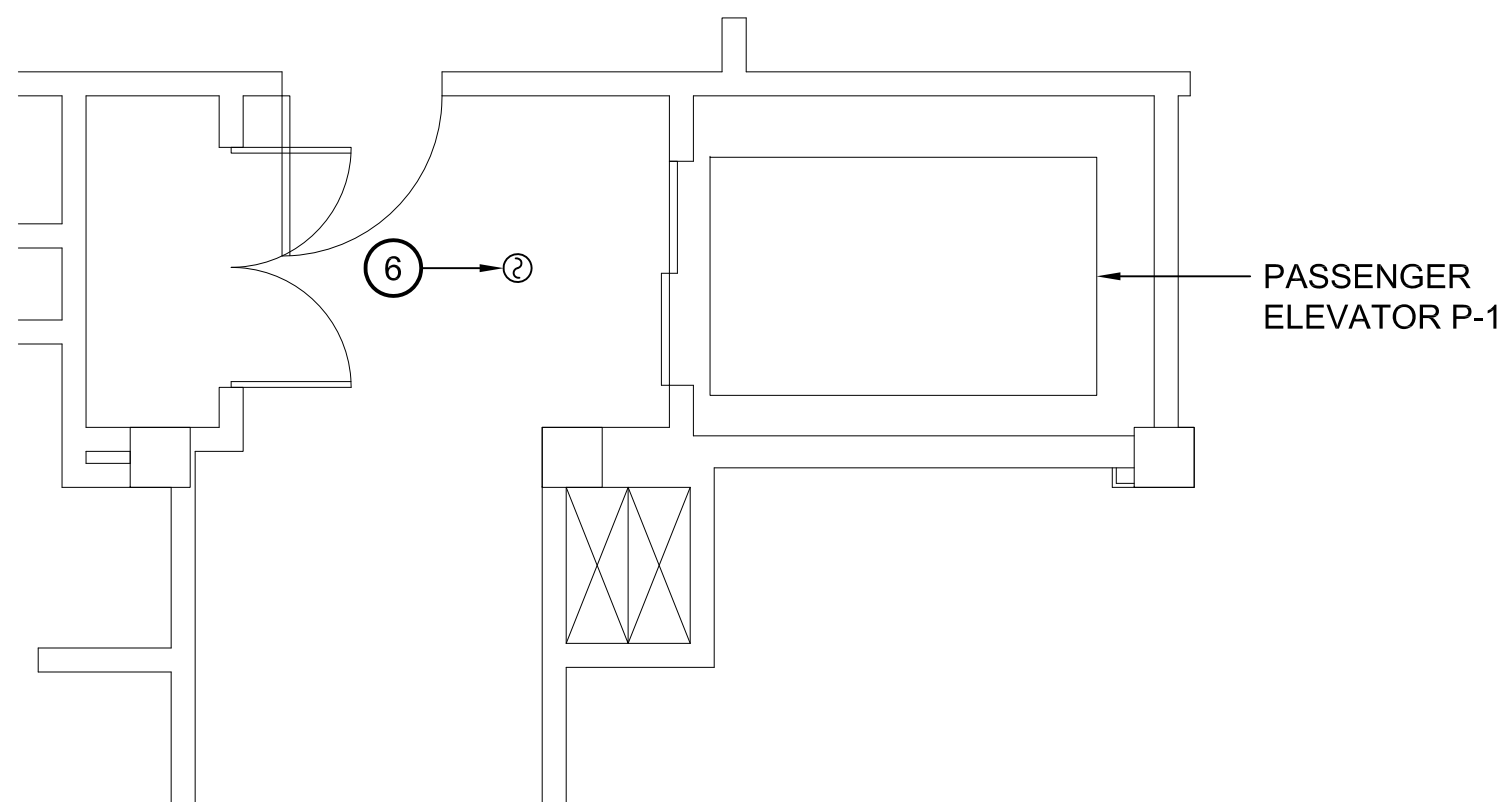
**1 PARTIAL BASEMENT FLOOR PLAN - ELECTRICAL - DEMOLITION**  
SCALE: 1/4" = 1'-0"



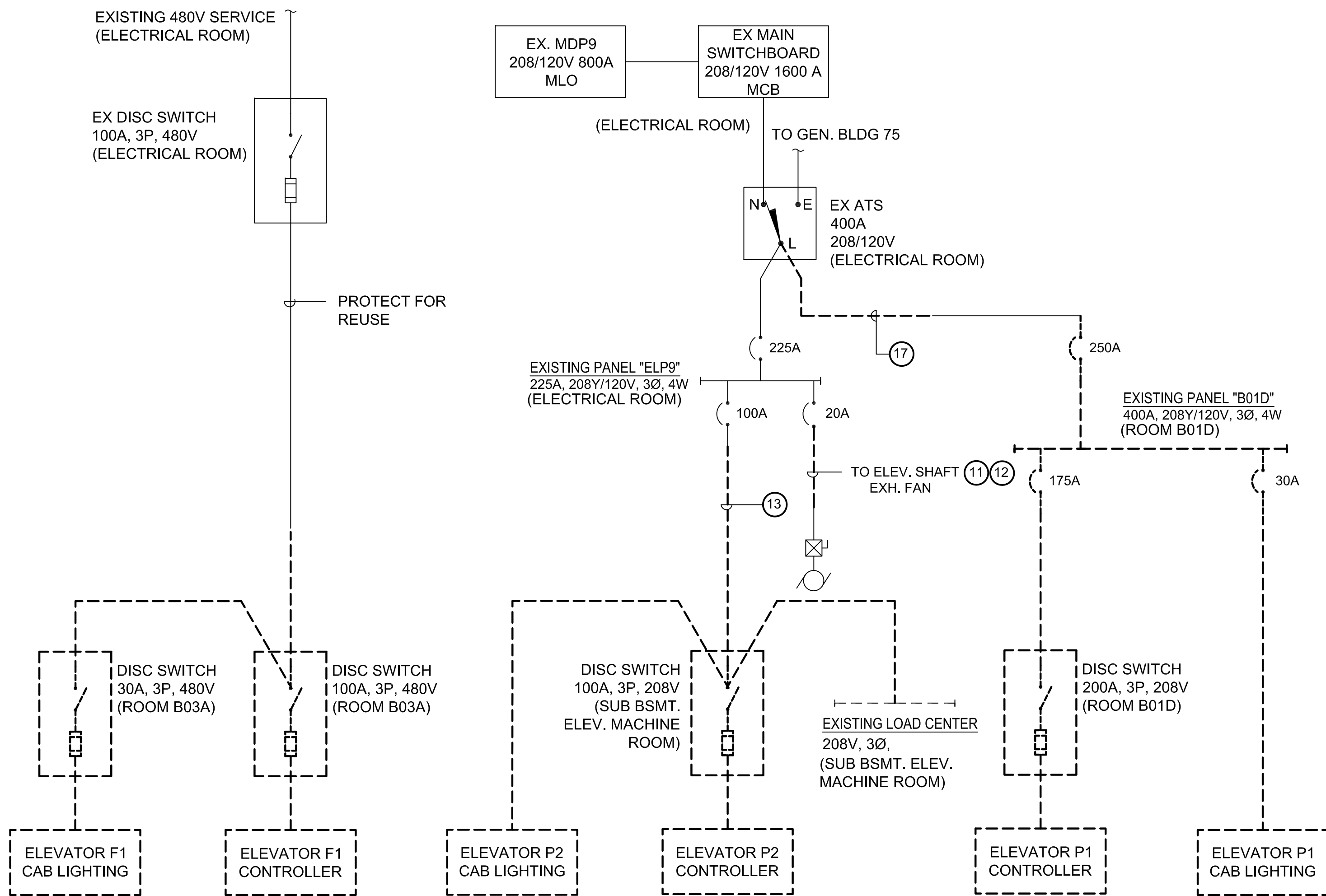
**4 PARTIAL BASEMENT FLOOR PLAN ELECTRICAL - DEMOLITION**  
SCALE: 1/4" = 1'-0"



**2 PARTIAL FIRST FLOOR PLAN - ELECTRICAL - DEMOLITION**  
SCALE: 1/4" = 1'-0"



**3 PARTIAL SECOND FLOOR PLAN - ELECTRICAL - DEMOLITION**  
SCALE: 1/4" = 1'-0"



**5 ONE LINE DIAGRAM - ELECTRICAL - DEMOLITION**  
SCALE: NTS

**GENERAL NOTES:**

- REFER TO E001 FOR ELECTRICAL LEGEND, ABBREVIATIONS AND GENERAL NOTES.
- INFORMATION SHOWN ON THIS DRAWING PERTAINING TO EXISTING CONDITIONS HAS BEEN OBTAINED FROM AVAILABLE BUILDING DRAWINGS OR GENERAL FIELD OBSERVATIONS AND MAY NOT INDICATE ACTUAL EXISTING CONDITIONS IN DETAIL OR DIMENSION. THE CONTRACTOR IS RESPONSIBLE FOR DETERMINING THE ACTUAL EXISTING CONDITIONS PRIOR TO FABRICATION OR PERFORMANCE OF ANY WORK. SHOULD CONDITIONS BE DISCOVERED THAT PREVENT EXECUTION OF THE WORK AS INDICATED, THE CONTRACTOR SHALL IMMEDIATELY NOTIFY THE ENGINEER IN WRITING AND AWAIT DIRECTION BEFORE PROCEEDING WITH THE WORK.
- UNLESS OTHERWISE NOTED, ELECTRICAL ITEMS SHOWN HEAVY DASHED (---) SHALL BE REMOVED. ELECTRICAL ITEMS SHOWN HEAVY SOLID (—) SHALL BE NEW AND ELECTRICAL ITEMS SHOWN LIGHT SOLID (—) SHALL BE EXISTING TO REMAIN.
- EXISTING EQUIPMENT SHOWN IS EXISTING TO REMAIN UNLESS NOTED OTHERWISE.
- REMOVE, PROTECT AND REINSTALL EXISTING CEILING COMPONENTS AS REQUIRED FOR ELECTRICAL WORK.

**DRAWING NOTES:**

- REMOVE EXISTING 208V, 200A DISCONNECT SWITCH (SUPPLY FOR ELEVATOR MOTOR CONTROLLER) AND ASSOCIATED CONDUIT AND CONDUCTORS BACK TO SOURCE.
- REMOVE EXISTING PANELBOARD. PROTECT FEEDER CONDUIT AND CONDUCTORS FOR REUSE
- REMOVE CONNECTIONS TO EXISTING ELEVATOR EQUIPMENT. REMOVE ASSOCIATED CONDUIT AND CONDUCTORS BACK TO SOURCE.
- REMOVE EXISTING LIGHT FIXTURE. REMOVE ASSOCIATED CONDUIT AND CONDUCTORS BACK TO SOURCE.
- DISCONNECT SWITCH SERVING FREIGHT ELEVATOR F1 IS EXISTING TO REMAIN.
- PROTECT EXISTING FIRE ALARM SYSTEM DEVICE. DEVICE IS EXISTING TO REMAIN. SHOWN FOR INFORMATION ONLY.
- REMOVE CONNECTIONS TO EXISTING SUMP PUMP IN ELEVATOR PIT. REMOVE ASSOCIATED CONDUIT AND CONDUCTORS BACK TO SOURCE.
- EXISTING TO REMAIN INTERCOM PANEL.
- REMOVE EXISTING LIGHT FIXTURE IN ELEVATOR PIT. REMOVE ASSOCIATED CONDUIT AND CONDUCTORS BACK TO SOURCE.
- PANELBOARD ELP9 IS EXISTING TO REMAIN. REMOVE BRANCH CIRCUIT SERVING THE ELEVATOR P2. CIRCUIT BREAKER TO BE REUSED FOR NEW WORK.
- TRACE CIRCUIT FOR ELEV. SHAFT EXHAUST FAN. CONFIRM THAT THIS FAN SERVES THE P2 ELEVATOR. IF SO, PROCEED WITH WORK OF DRAWING NOTE 12. IF NOT, DELETE THIS WORK AND LEAVE FAN CIRCUIT AS IS.
- DISCONNECT CONDUCTORS AND CONDUIT FROM PANEL ELP9. LABEL CB AS SPARE. REMOVE AND PROTECT FOR REUSE IN NEW WORK. FAN WILL BE RE-FED FROM NEW PANEL NP1.
- DEMOLISH EXISTING ELEVATOR P2 FEEDER IN ITS ENTIRETY. LABEL CB AS SPARE.
- REMOVE FIRE ALARM DEVICES AND PROTECT FOR REINSTALLATION IN NEW WORK. DEVICES WILL BE RELOCATED TO NEW ELEVATOR P1 MACHINE ROOM. DEVICES ARE FOR PRIMARY RECALL, ALTERNATE RECALL, SHUNT TRIP, FIREMAN'S HAT AND MONITORING OF SHUNT TRIP CIRCUIT.
- EXISTING FIRE ALARM CONTROL PANEL TO BE REMOVED/REPLACED AS PART OF SEPARATE CONTRACT.
- REMOVE FIRE ALARM DEVICES AND PROTECT FOR REINSTALLATION IN NEW WORK. DEVICES WILL BE RELOCATED TO NEW ELEVATOR P1 MACHINE ROOM.
- REMOVE PORTION OF CONDUIT AND CONDUCTORS IN MAIN ELECTRICAL ROOM AS REQUIRED TO SUPPORT THE NEW WORK.

**BID DOCUMENTS**

<b>Revisions</b>		<b>Consultants</b> <b>RICKERT ENGINEERING, INC.</b> STRUCTURAL ENGINEERING 8813 WALTHAM WOODS ROAD, SUITE 301 BALTIMORE, MARYLAND 21234 410.663.5110 - FAX 410.663.5114  <b>ROBERT L. SEYMOUR ASSOCIATES</b> AUTOMATIC TRANSPORT ENGINEERING 182 THOMAS JOHNSON DR. SUITE 200 FREDERICK, MARYLAND 21702 301.662.8112 - FAX 301.662.8117		<b>BURDETTE KOEHLER MURPHY &amp; ASSOCIATES, INC.</b> MECHANICAL / ELECTRICAL / FIRE PROTECTION / TELECOMMUNICATIONS 1410 CLARKVIEW ROAD BALTIMORE, MARYLAND 21210 410.323.0600 - FAX 410.377.2543  <b>BUILDING COST CONSULTANTS, INC.</b> COST ESTIMATING 12917 - 30TH AVENUE PLATTSMOUTH, NEBRASKA 68048 402.298.8260 - FAX 402.298.8290		Seal	<b>DERBY</b> <b>de enterprises</b>  ARCHITECTURE PLANNING ENGINEERING  2215 Conowingo Rd, Suite 100 Bel Air, Maryland 21015-1436 410.803.0009 fax 410.836.6611		Drawing Title <b>PARTIAL PLANS AND ONE LINE DIAGRAM ELECTRICAL - DEMOLITION</b>  Approved: Chief Engineering Services  Approved: Medical Center Director	Project Title <b>REPLACE BUILDING 9 ELEVATORS</b>  Building Number <b>9</b>  Location COATESVILLE, PENNSYLVANIA	Checked <b>RAM</b>  Drawn <b>QA</b>	Date <b>26, September 2014</b>  Project No. <b>542-08-110</b>  DRAWING NO. <b>E103</b>  Dwg. - Of xx	DELLC JOB NO. 120701D
------------------	--	--	--	--	--	------	--	--	---	--	---	---	--------------------------