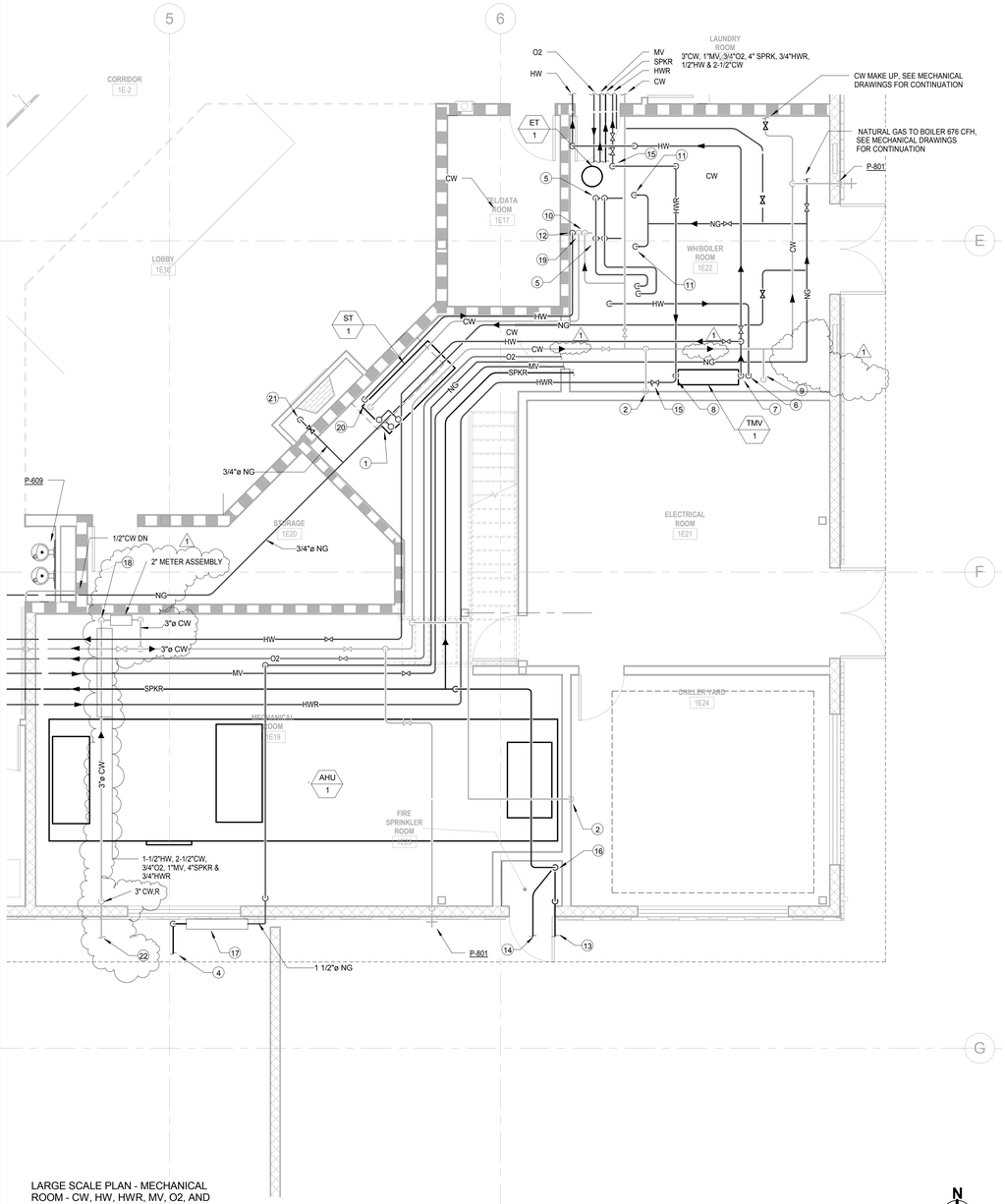

LARGE SCALE PLAN - MECHANICAL ROOM - CW, HW, HWR, MV, O2, AND SPKR PIPING
1 1/4" = 1'-0"

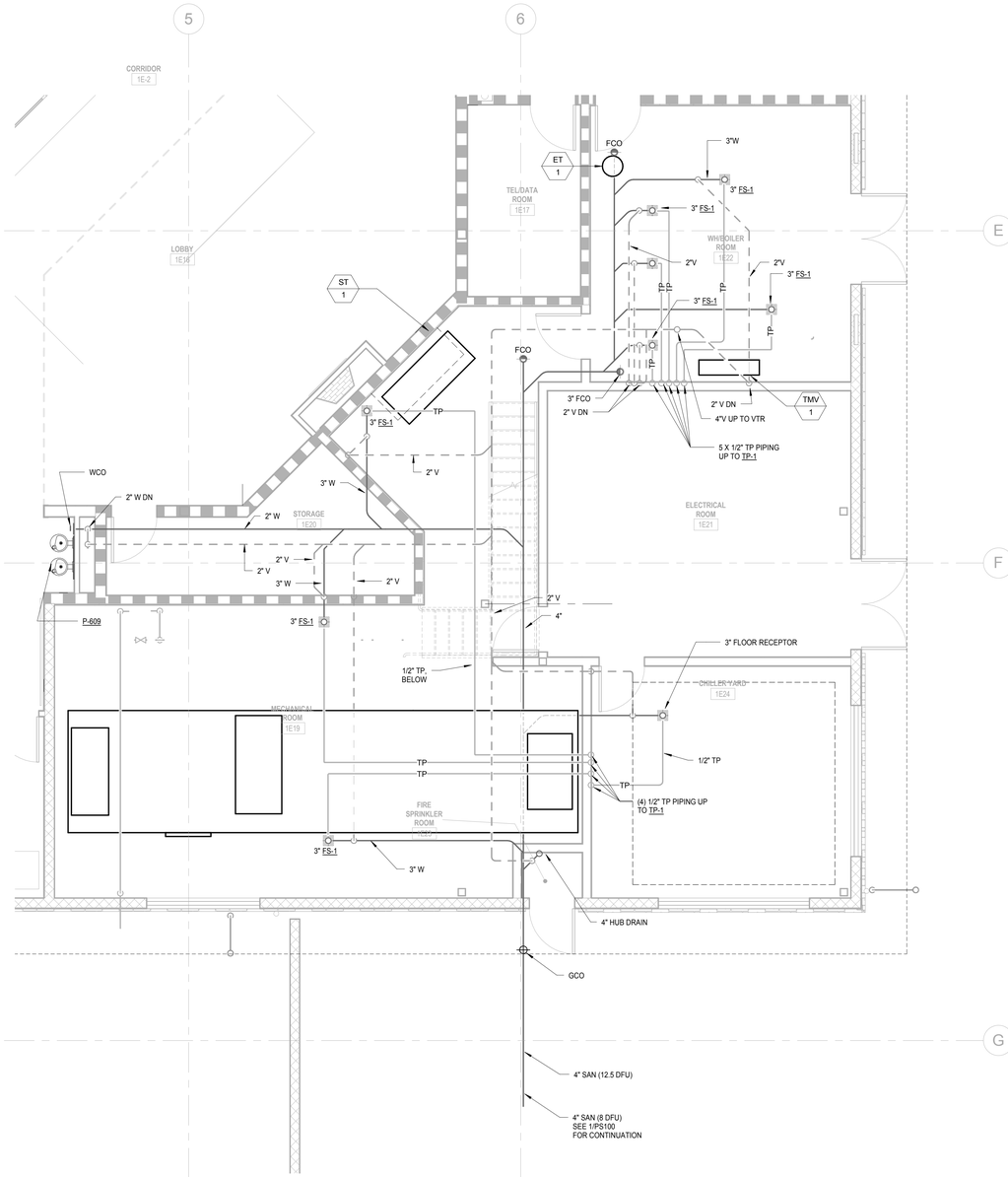

LARGE SCALE PLAN - MECHANICAL ROOM - WASTE AND VENT PIPING
2 1/4" = 1'-0"

100% CONSTRUCTION DOCUMENTS
NOVEMBER 19, 2015

GENERAL SHEET NOTES

KEY NOTES

1. SOLAR WATER SUPPLY AND RETURN TO/FROM SOLAR COLLECTOR PANELS ON ROOF.
2. 1/2" CW DN TO TP-1 W/SOV. ELECTRONIC TRAP PRIMER, 120V/1PI/60HZ, TYPICAL.
3. TMV-1
4. 1-1/2" NATURAL GAS SERVICE, SEE PS100 FOR CONTINUATION
5. 2" HW 140 DEG F DN FROM WH-1 AND WH-2.
6. 2" HW 140 DEG F DN TO TMV-1.
7. 2" HW DN TO TMV-1.
8. 1-1/2" HWR DN TO TMV-1. HWR CP-1 ON RISER.
9. 1-1/2" CW DN TO TMV-1.
10. 3/4" CW DN TO ET-1.
11. 1-1/2" NATURAL GAS DN TO WH-1 AND WH-2. 399 CFH EACH.
12. 1-1/2" CW DN AND 1-1/2" HW TO AND FROM ST-1. PROVIDE NORMALLY CLOSED VALVE.
13. 4" FIRE WATER LINE FROM FIRE DEPARTMENT CONNECTION, SEE PS100 FOR CONTINUATION.
14. 4" FIRE WATER SERVICE, SEE PS100 FOR CONTINUATION.
15. HWR BALANCING VALVE.
16. FIRE WATER RISER.
17. NATURAL GAS ASSEMBLY WITH PRESSURE REGULATOR, SHUT-OFF VALVE, MONITORING SYSTEM AND SEISMIC SHUT-OFF VALVE.
18. 3"CW DOWN TO WATER METER.
19. 2"CW RISER DOWN TO CONNECT TO ST-2/ WH-1 & 2 PIPING MANIFOLD.
20. 1 1/2" CW & 1 1/2" HW DN TO ST-1.
21. 3/4" NG TO FIREPLACE WITH SHUT-OFF VALVE. SEE DWG GI001, DEDUCT ALTERNATE #3.
22. 3" CW-SEE PS100 FOR CONTINUATION (1)

KEY PLAN

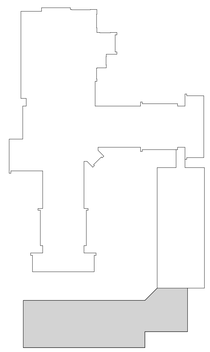

1 ADDENDUM NO.2	1/14/2016
Revisions:	Date

CONSULTANTS:

MAZZETTI
220 Montgomery Street, Suite 650
San Francisco, CA 94104
TEL: 415.632.3266
www.mazzetti.com

PROJECT NUMBER: 120-099

REGISTERED PROFESSIONAL ENGINEER — No. M31122 EXP. 09/30/15 — MECHANICAL — STATE OF CALIFORNIA

ARCHITECT/ENGINEERS:

POLYTECH ASSOCIATES INC

POLYTECH ASSOCIATES INC.
235 Pine Street, 17th Floor
San Francisco, CA 94104
TEL (415) 397-3117
FAX (415) 397-1517

Drawing Title	PLUMBING PIPING LARGE SCALE PARTIAL PLAN - MECHANICAL ROOM
Approved: Project Director	
Project Title	EXPAND COMMUNITY LIVING CENTER PHASE 1
Location	2615 E. CLINTON AVE. FRESNO, CA 93703-2223
Date	OCTOBER 29, 2015
Checked	MT
Drawn	NS/GL
Project Number	570-218
Building Number	31
Drawing Number	PP202
Dwg. of	

Office of Construction and Facilities Management

Department of Veterans Affairs

VA FORM 08-6231