

three inches = one foot

one and one half inches = one foot

one inch = one foot

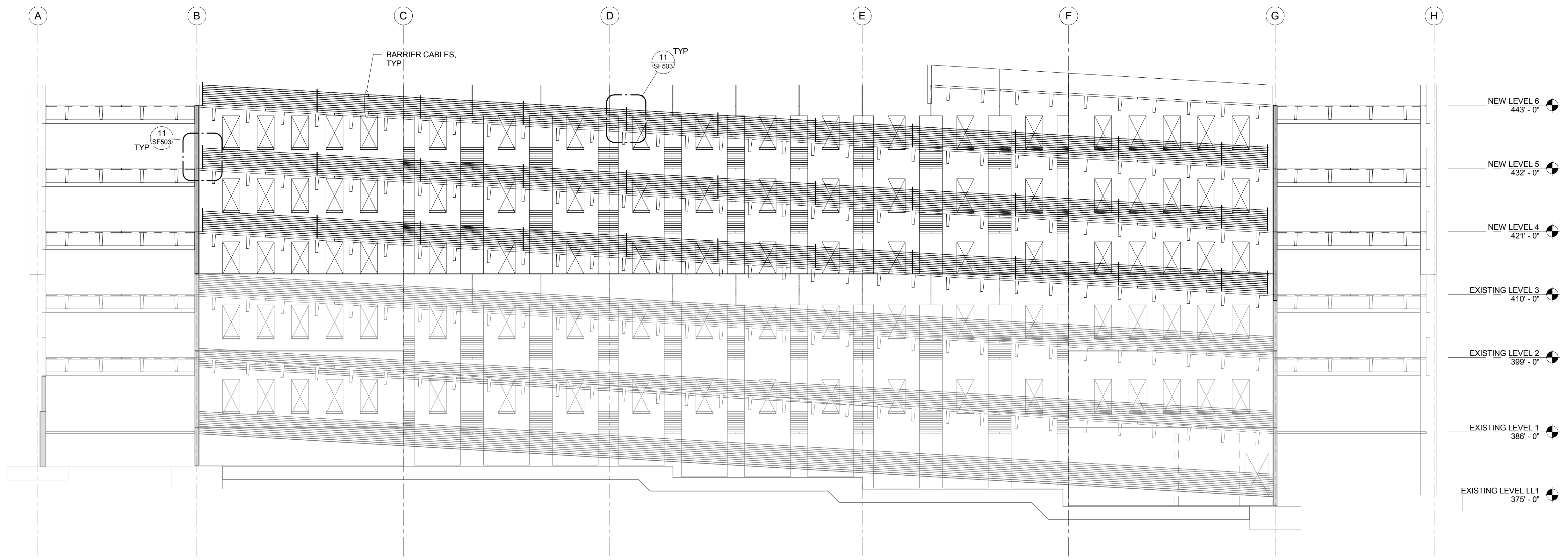
three quarters inch = one foot

one half inch = one foot

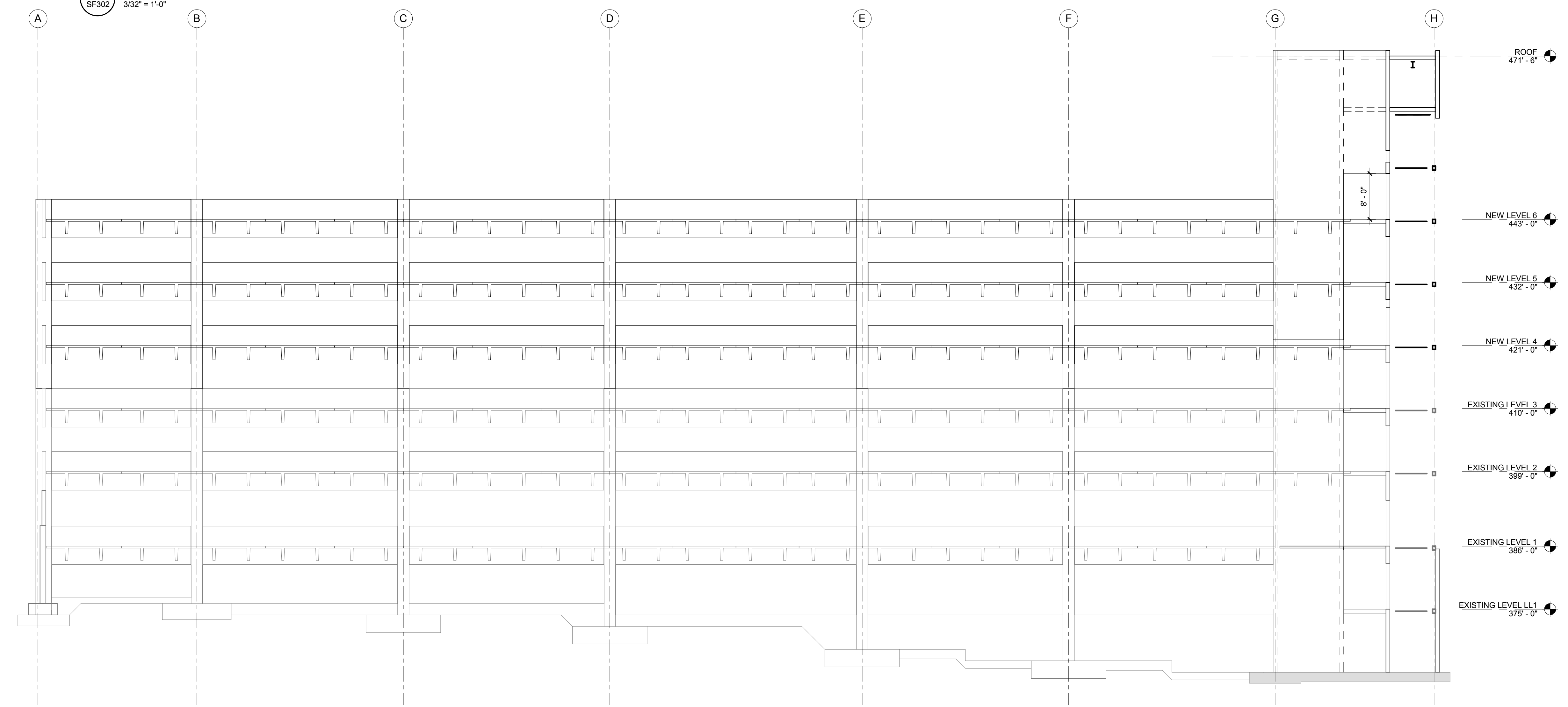
three eighths inch = one foot

one quarter inch = one foot

one eighth inch = one foot

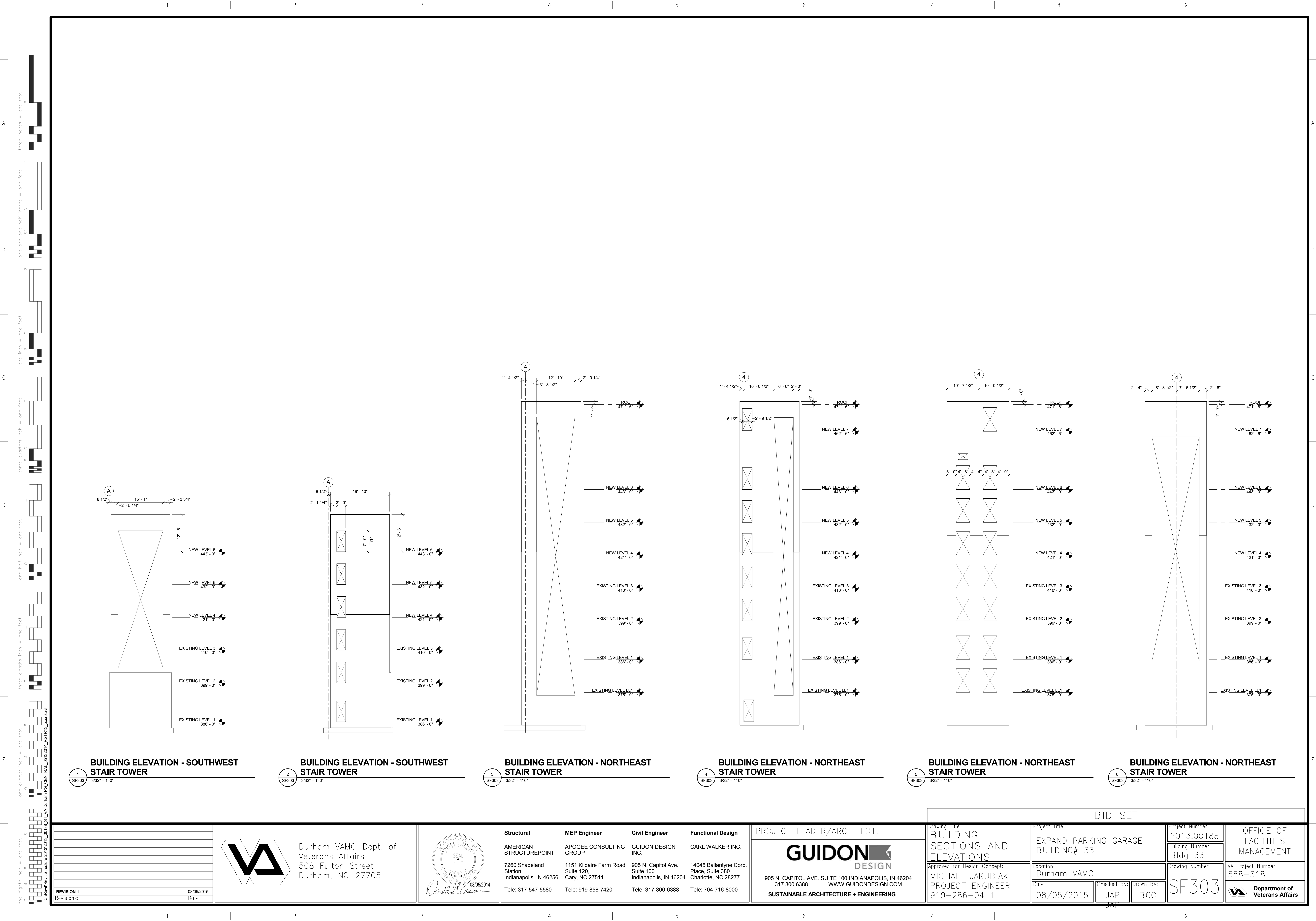


1 BUILDING SECTION AT GRID 3 (SIM AT GRID 2 NORTH)  
SF302 3/32" = 1'-0"



2 BUILDING SECTION AT GRID 4  
SF302 3/32" = 1'-0"

<div><div>REVISION 1</div><div>Revisions:</div><div>08/05/2015</div><div>Date</div></div>		<div><div></div><div>Durham VAMC Dept. of Veterans Affairs 508 Fulton Street Durham, NC 27705</div></div>	<div><div></div><div>08/05/2014</div></div>	<div>Structural AMERICAN STRUCTUREPOINT 7260 Shadeland Station Indianapolis, IN 46256 Tele: 317-547-5580</div>	<div>MEP Engineer APOGEE CONSULTING GROUP 1151 Kildaire Farm Road, Suite 120 Cary, NC 27511 Tele: 919-858-7420</div>	<div>Civil Engineer GUIDON DESIGN INC. 905 N. Capitol Ave. Suite 100 Indianapolis, IN 46204 Tele: 317-800-6388</div>	<div>Functional Design CARL WALKER INC. 14045 Ballantyne Corp. Place, Suite 380 Charlotte, NC 28277 Tele: 704-716-8000</div>	<div>PROJECT LEADER/ARCHITECT: <b>GUIDON DESIGN</b> 905 N. CAPITOL AVE. SUITE 100 INDIANAPOLIS, IN 46204 317.800.6388 WWW.GUIDONDESIGN.COM SUSTAINABLE ARCHITECTURE + ENGINEERING</div>	<div>Drawing Title BUILDING SECTIONS AND ELEVATIONS Approved for Design Concept: MICHAEL JAKUBIAK PROJECT ENGINEER 919-286-0411</div>	<div>BID SET</div> <div>Project Title EXPAND PARKING GARAGE BUILDING# 33</div> <div>Location Durham VAMC</div> <div>Date 08/05/2015</div> <div>Checked By: JAP</div> <div>Drawn By: BGC</div>		<div>Project Number 2013.00188 Building Number Bldg 33 Drawing Number SF302</div>	<div>OFFICE OF FACILITIES MANAGEMENT VA Project Number 558-318  Department of Veterans Affairs</div>
---	--	---	---	--	--	--	--	---	---	---	--	---	--



**BUILDING ELEVATION - SOUTHWEST STAIR TOWER**

**BUILDING ELEVATION - SOUTHWEST STAIR TOWER**


**BUILDING ELEVATION - NORTHEAST STAIR TOWER**

**BUILDING ELEVATION - NORTHEAST STAIR TOWER**

**BUILDING ELEVATION - NORTHEAST STAIR TOWER**

**BUILDING ELEVATION - NORTHEAST STAIR TOWER**

REVISION 1	08/05/2015
Revisions:	Date



Durham VAMC Dept. of Veterans Affairs  
508 Fulton Street  
Durham, NC 27705



**Structural**  
AMERICAN STRUCTUREPOINT  
7260 Shadeland Station  
Indianapolis, IN 46256  
Tele: 317-547-5580

**MEP Engineer**  
APOGEE CONSULTING GROUP  
1151 Kildaire Farm Road, Suite 120  
Cary, NC 27511  
Tele: 919-858-7420

**Civil Engineer**  
GUIDON DESIGN INC.  
905 N. Capitol Ave, Suite 100  
Indianapolis, IN 46204  
Tele: 317-800-6388

**Functional Design**  
CARL WALKER INC.  
14045 Ballantyne Corp. Place, Suite 380  
Charlotte, NC 28277  
Tele: 704-716-8000

PROJECT LEADER/ARCHITECT:  
**GUIDON DESIGN**  
905 N. CAPITOL AVE. SUITE 100 INDIANAPOLIS, IN 46204  
317.800.6388 WWW.GUIDONDESIGN.COM  
SUSTAINABLE ARCHITECTURE + ENGINEERING

Drawing Title  
**BUILDING SECTIONS AND ELEVATIONS**  
Approved for Design Concept:  
MICHAEL JAKUBIAK  
PROJECT ENGINEER  
919-286-0411

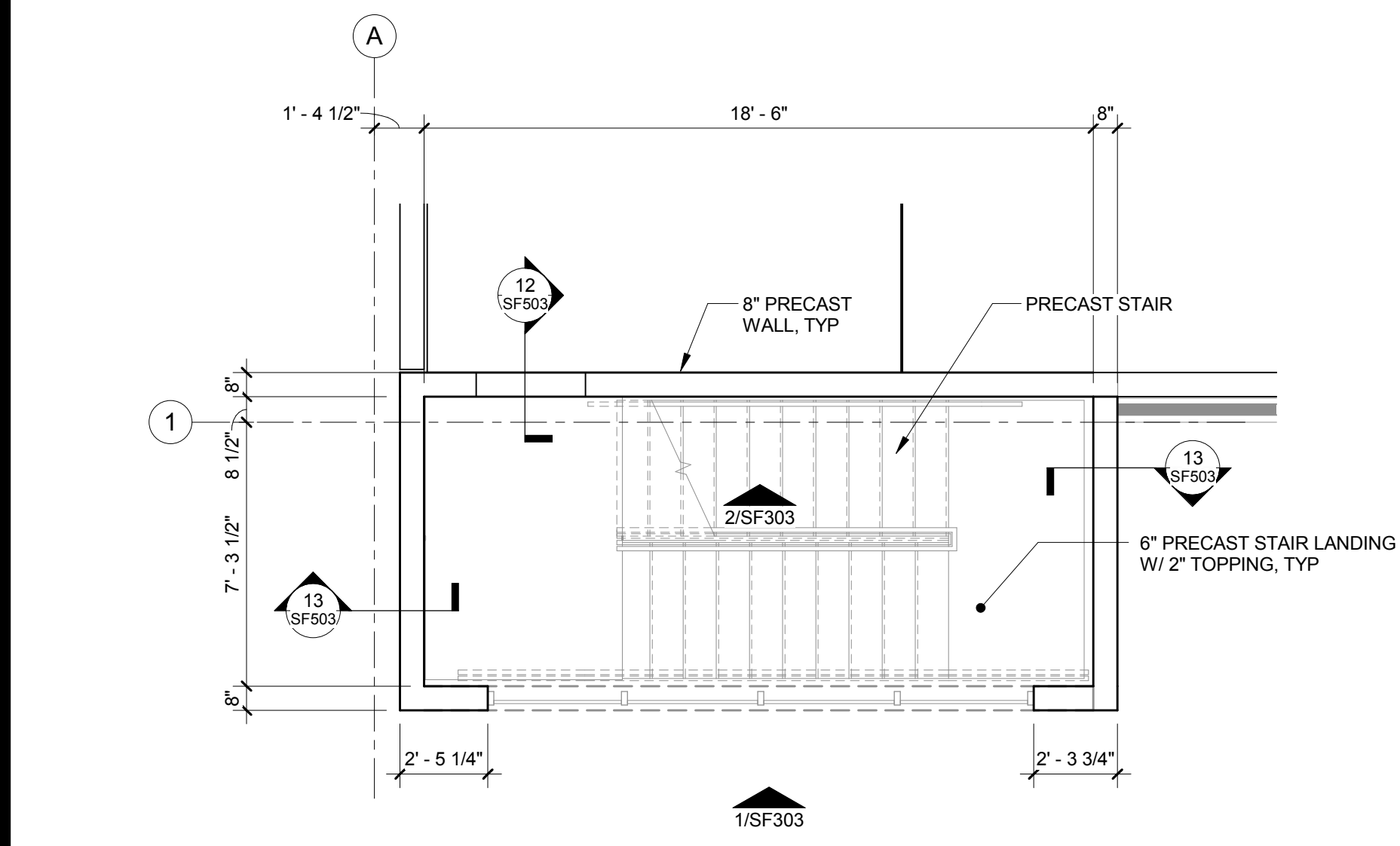
Project Title  
EXPAND PARKING GARAGE BUILDING# 33  
Location  
Durham VAMC  
Date  
08/05/2015  
Checked By:  
JAP  
Drawn By:  
BGC

Project Number  
2013.00188  
Building Number  
Bldg 33  
Drawing Number  
SF303

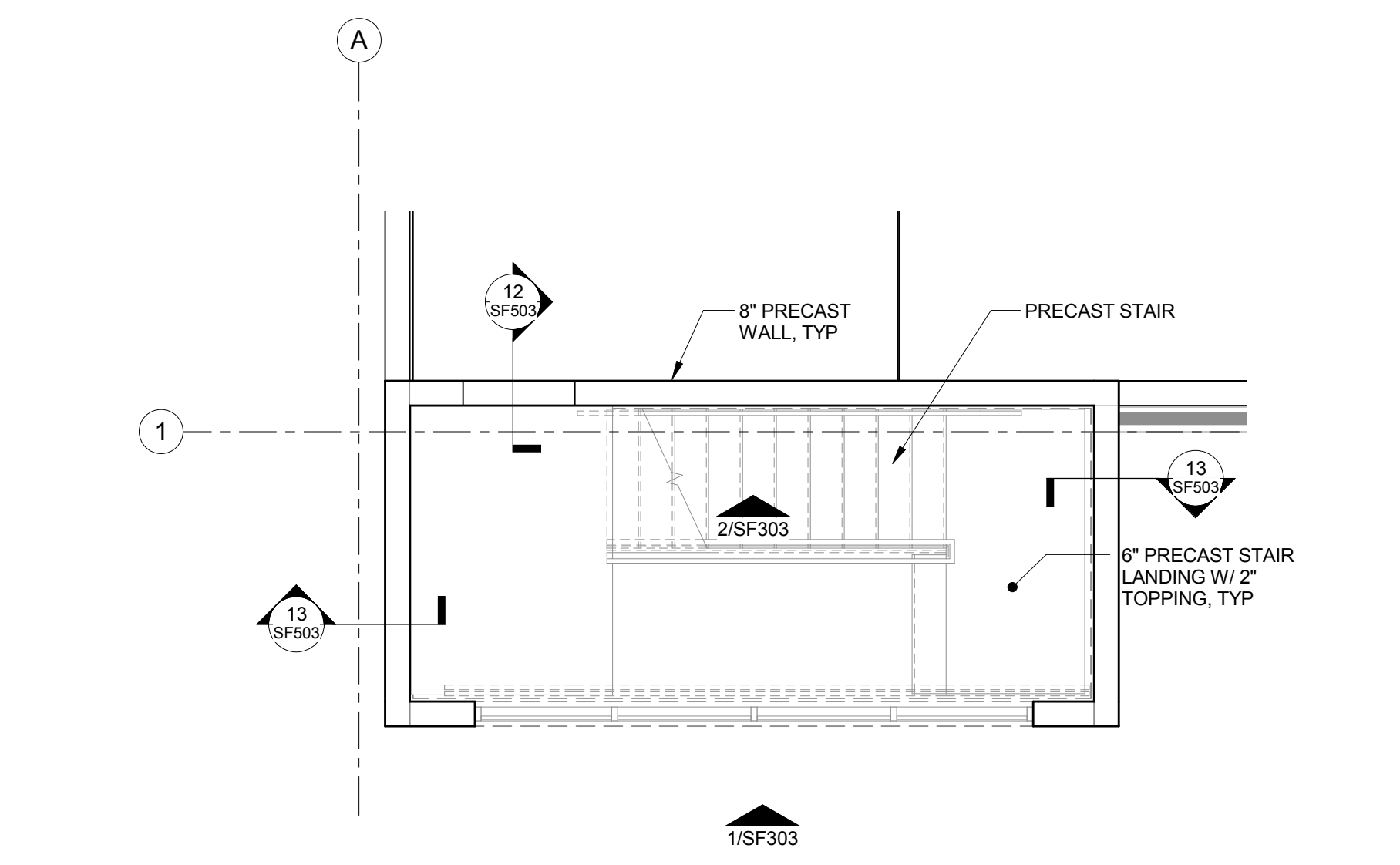
OFFICE OF FACILITIES MANAGEMENT  
VA Project Number  
558-318  
Department of Veterans Affairs

A  
B  
C  
D  
E  
F

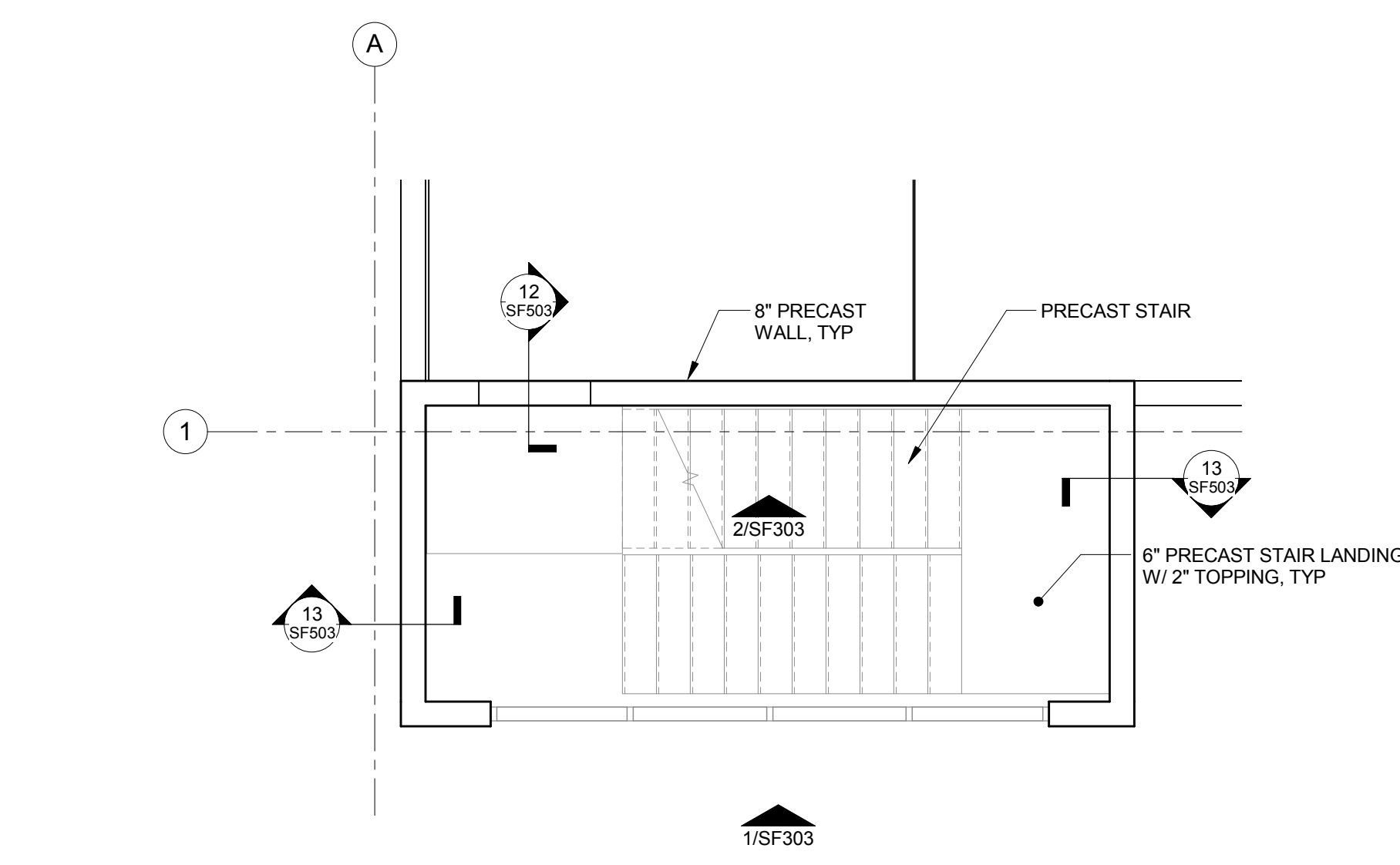
three inches = one foot  
one and one half inches = one foot  
one inch = one foot  
three quarters inch = one foot  
one half inch = one foot  
three eighths inch = one foot  
one quarter inch = one foot  
one eighth inch = one foot  
one sixteenth inch = one foot



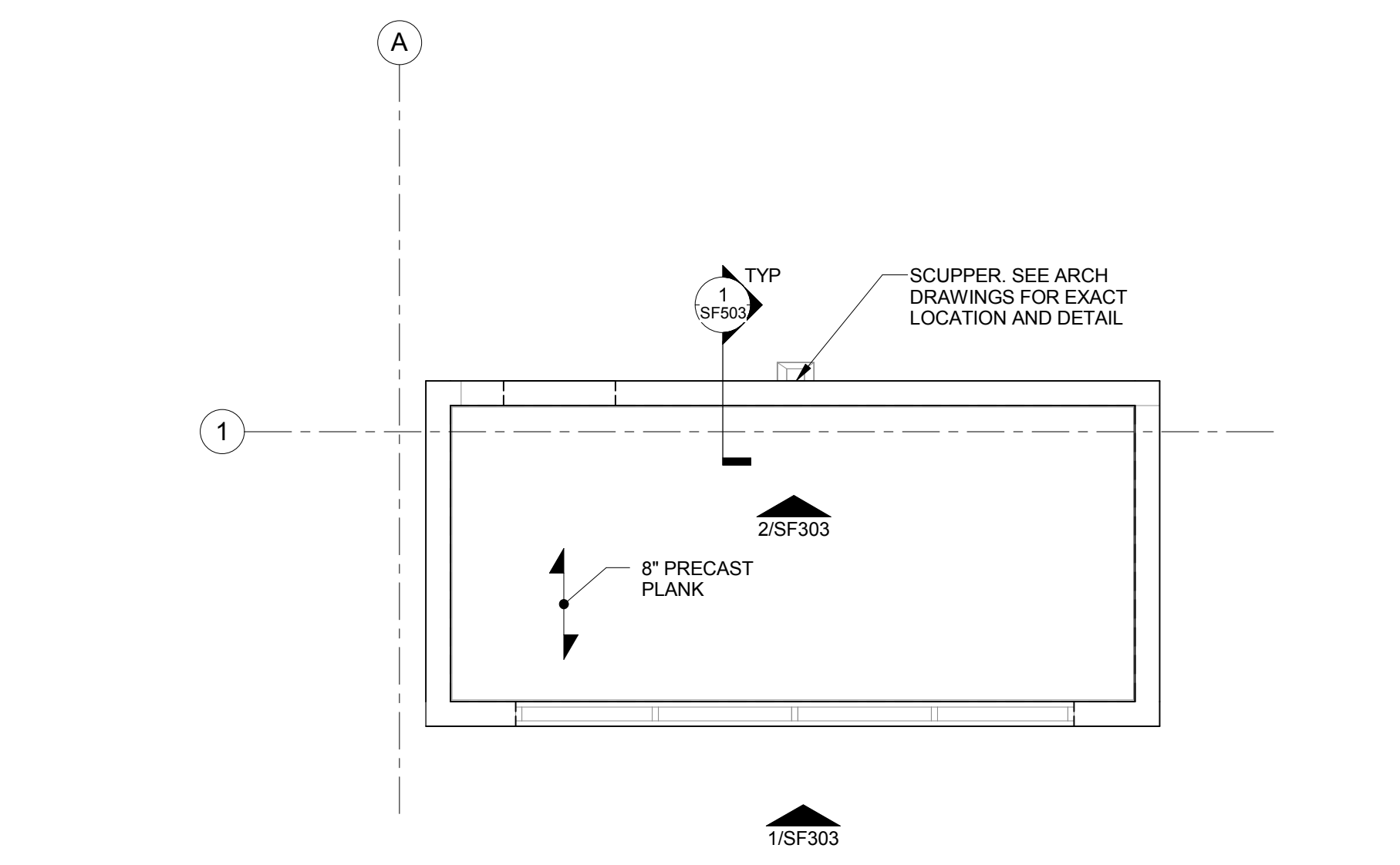
1 ENLARGED LEVEL 4 FRAMING PLAN - SOUTHWEST STAIR TOWER  
1/4" = 1'-0"



2 ENLARGED LEVEL 5 FRAMING PLAN - SOUTHWEST STAIR TOWER  
1/4" = 1'-0"

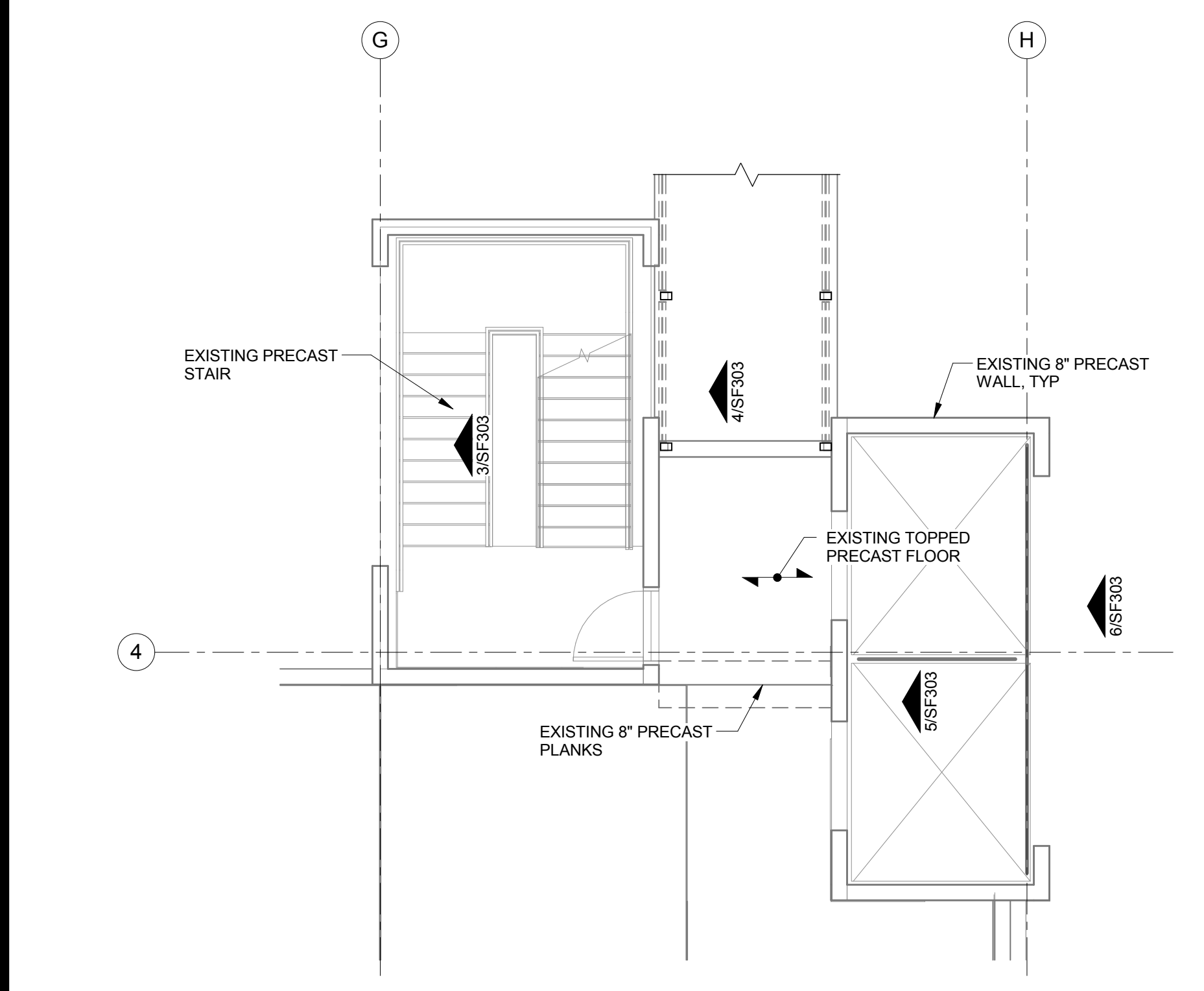


3 ENLARGED LEVEL 6 FRAMING PLAN - SOUTHWEST STAIR TOWER  
1/4" = 1'-0"

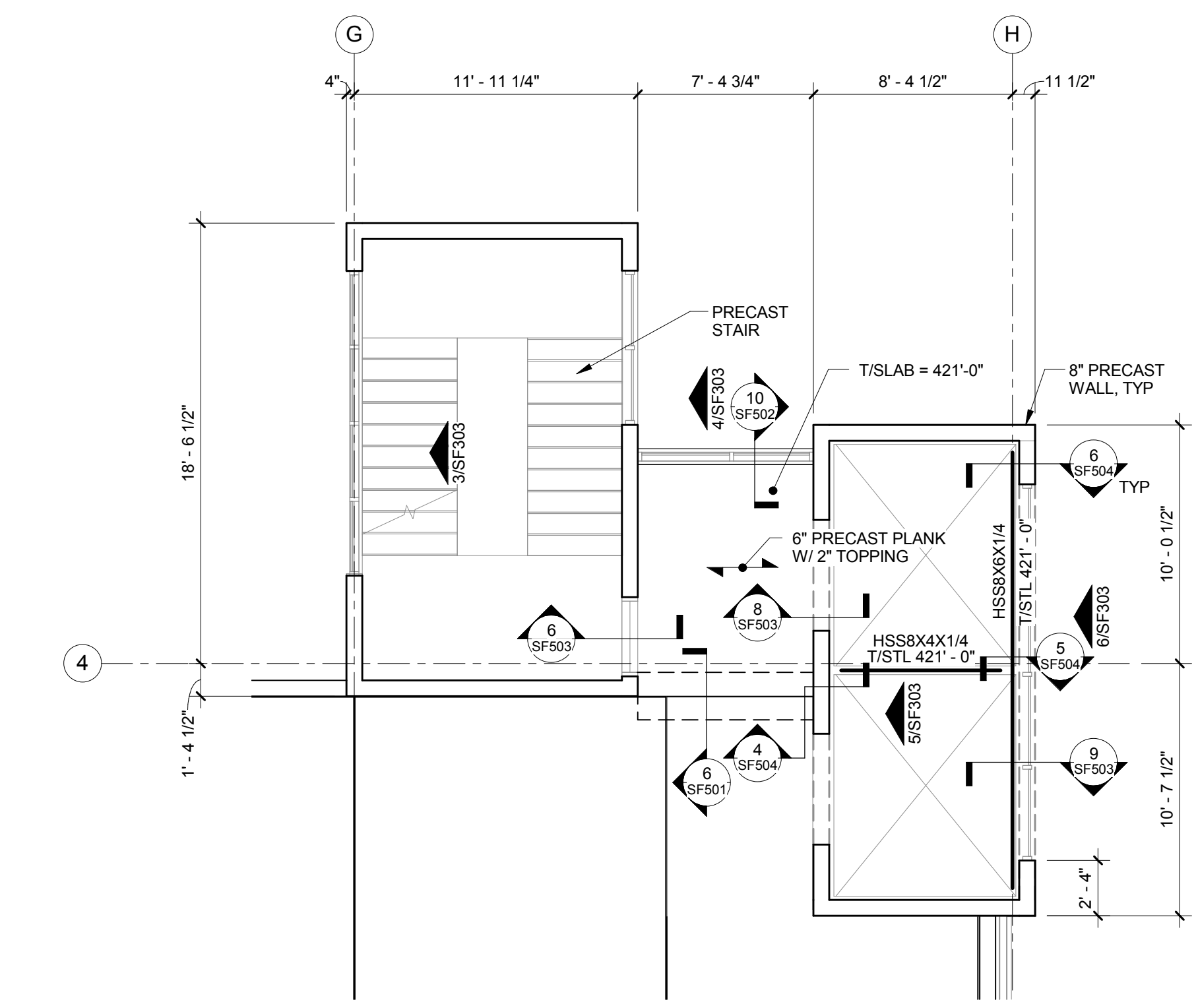


4 ENLARGED ROOF FRAMING PLAN - SOUTHWEST STAIR TOWER  
1/4" = 1'-0"

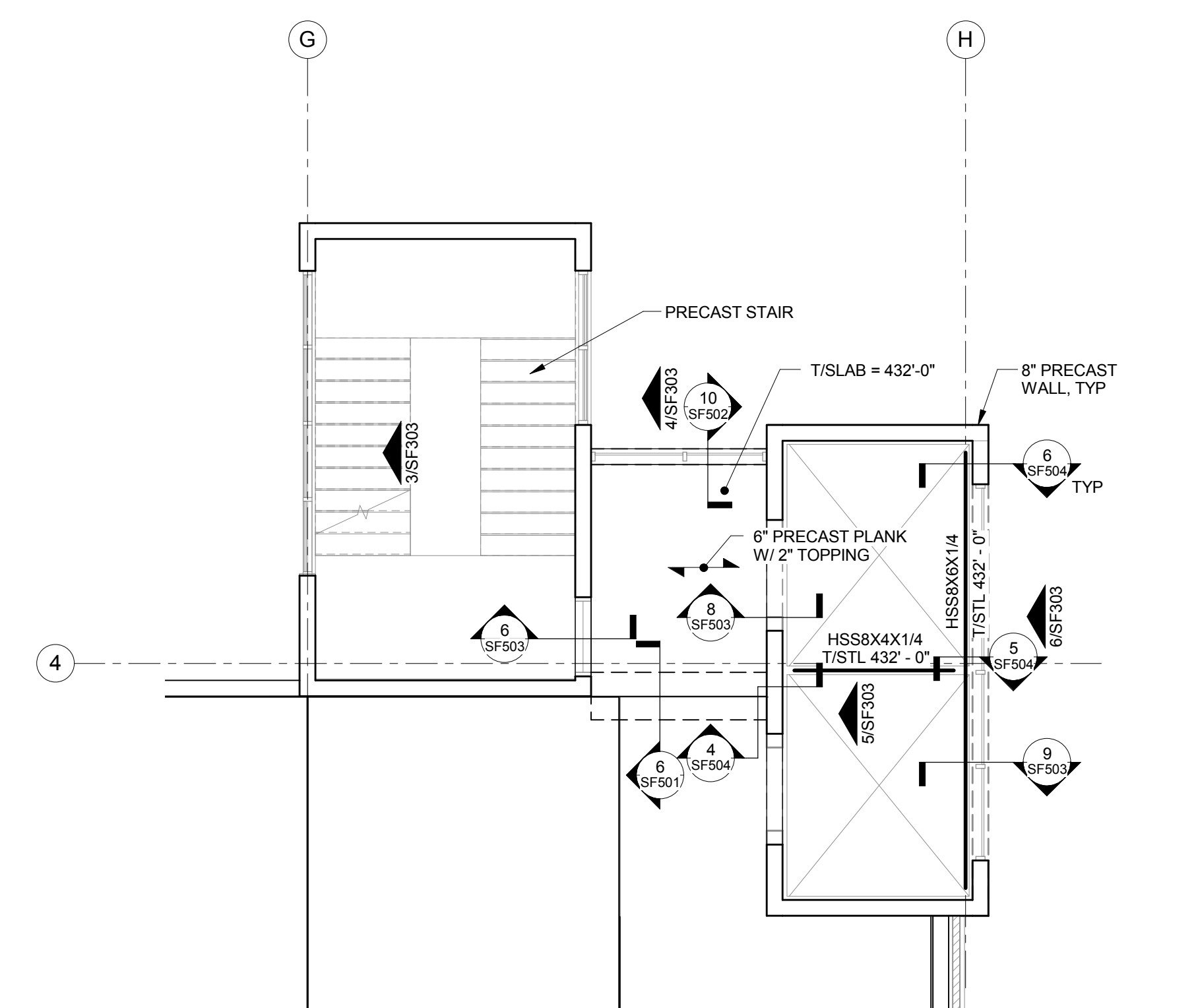
NOTE: SEE ARCH DRAWINGS FOR ADDITIONAL INFORMATION REGARDING SLOPE AND DRAINAGE.



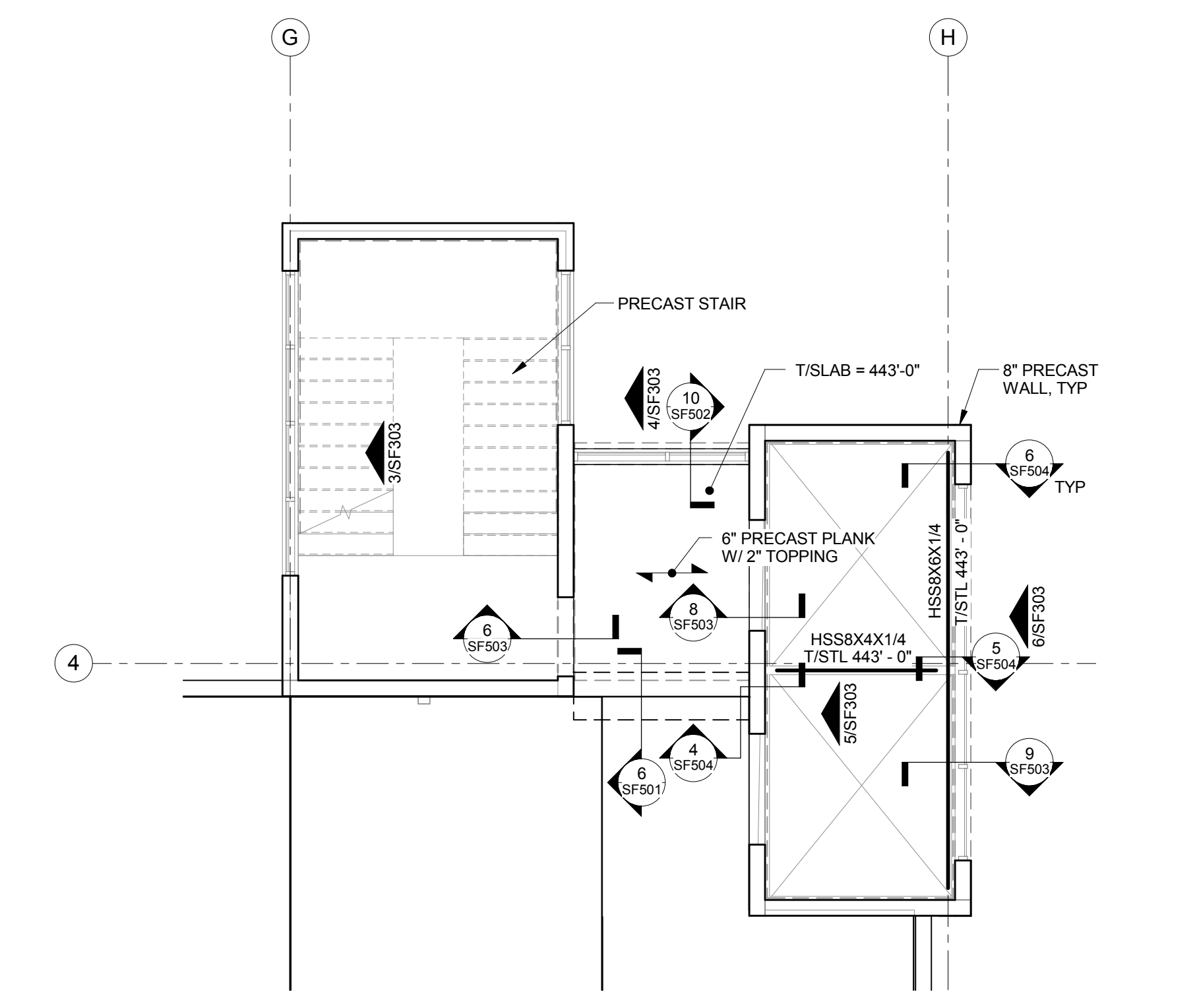
5 ENLARGED EXISTING LEVEL 3 FRAMING PLAN - NORTHEAST STAIR TOWER  
3/16" = 1'-0"



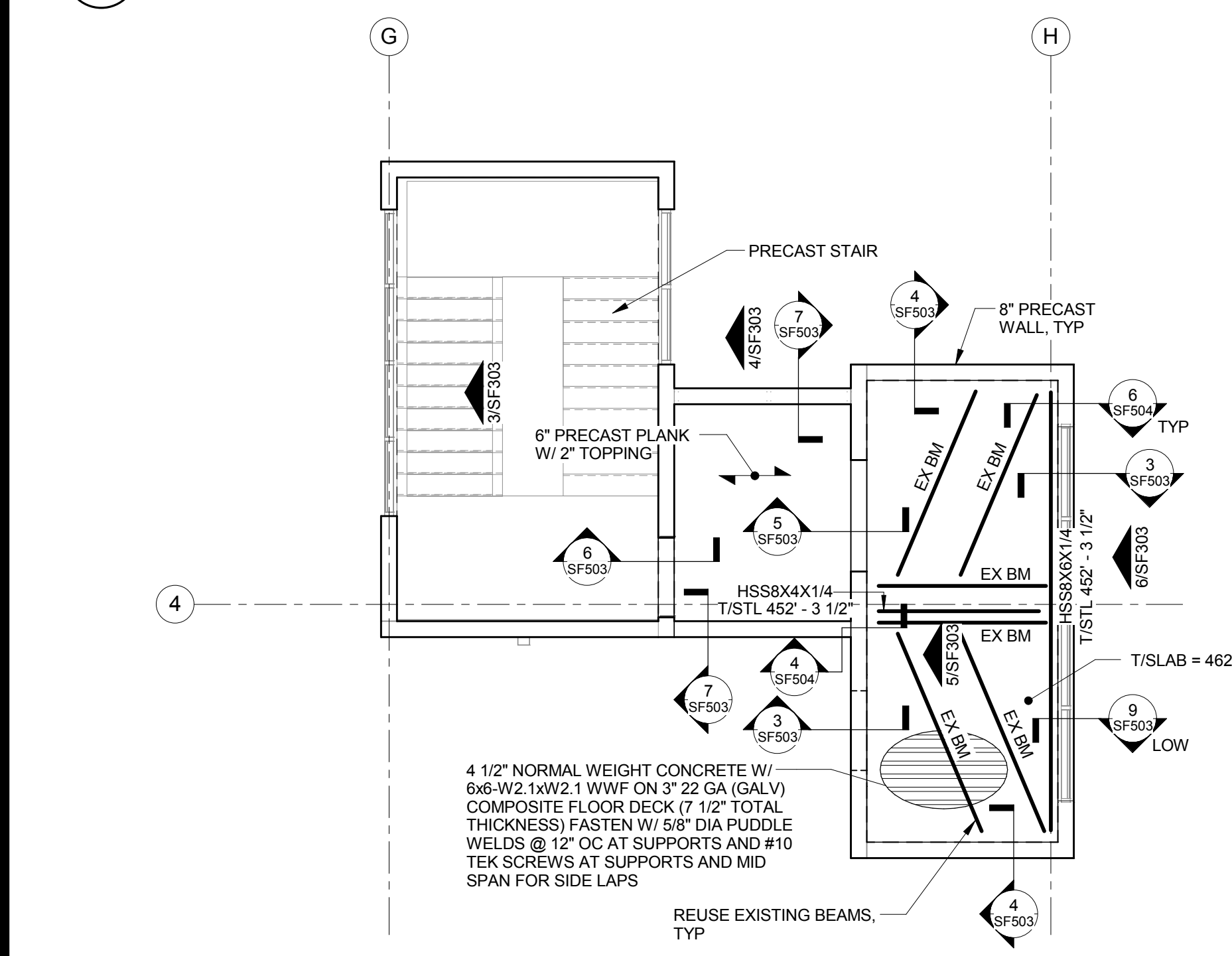
6 ENLARGED LEVEL 4 FRAMING PLAN - NORTHEAST STAIR TOWER  
3/16" = 1'-0"



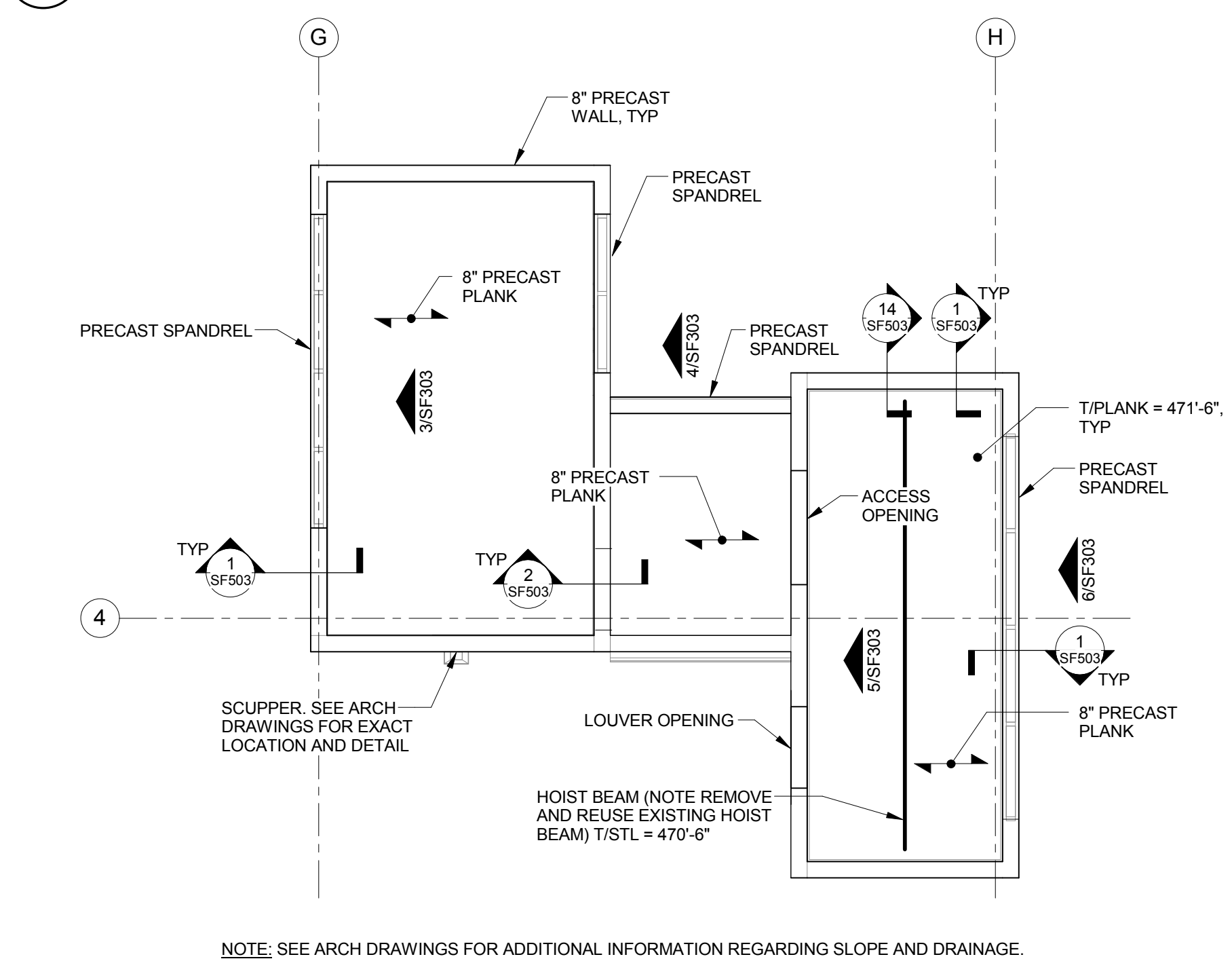
7 ENLARGED LEVEL 5 FRAMING PLAN - NORTHEAST STAIR TOWER  
3/16" = 1'-0"



8 ENLARGED LEVEL 6 FRAMING PLAN - NORTHEAST STAIR TOWER  
3/16" = 1'-0"

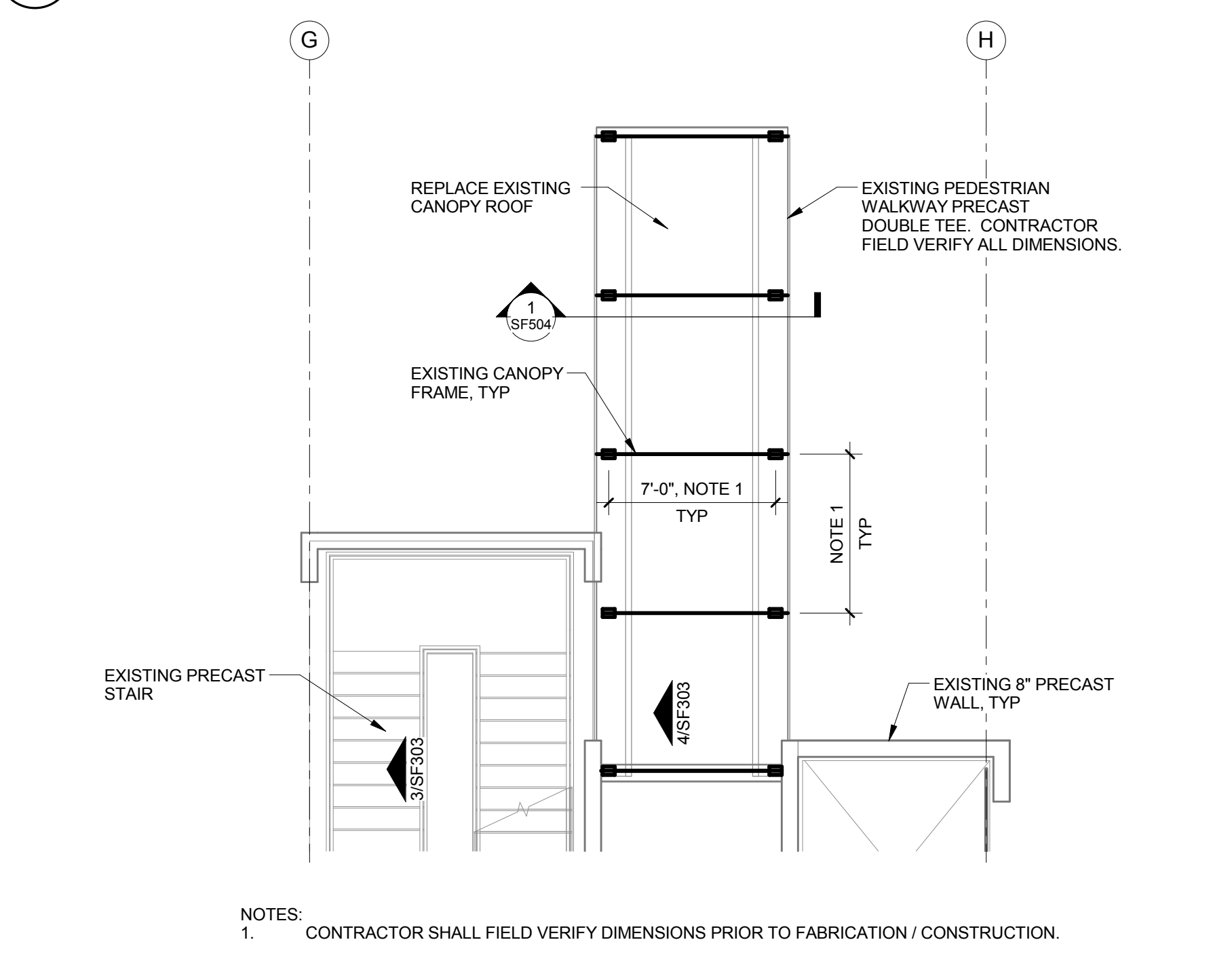


9 ENLARGED LEVEL 7 FRAMING PLAN - NORTHEAST STAIR TOWER  
3/16" = 1'-0"



10 ENLARGED ROOF FRAMING PLAN - NORTHEAST STAIR TOWER  
3/16" = 1'-0"

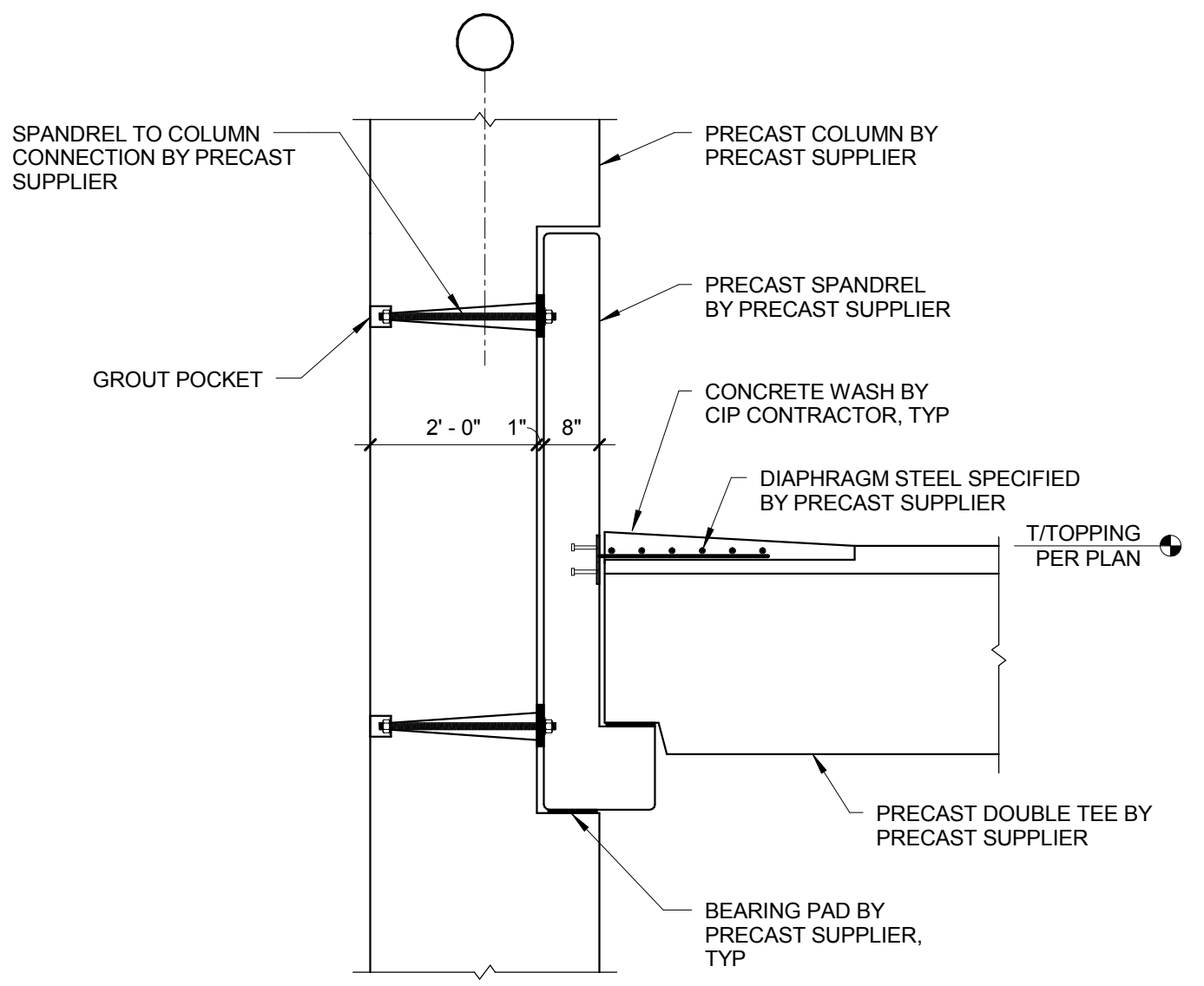
NOTE: SEE ARCH DRAWINGS FOR ADDITIONAL INFORMATION REGARDING SLOPE AND DRAINAGE.



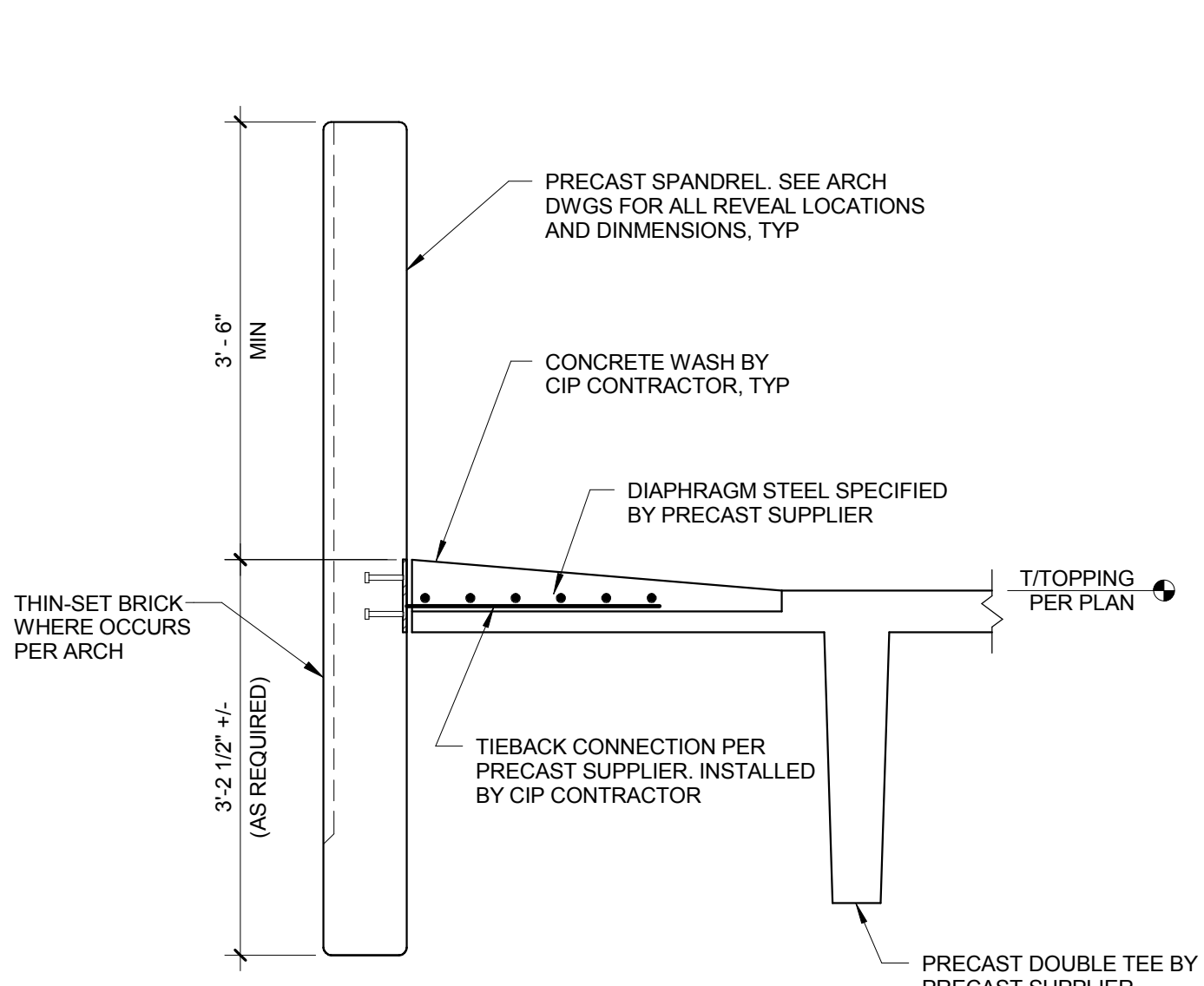
11 ENLARGED PEDESTRIAN WALKWAY FRAMING PLAN  
3/16" = 1'-0"

NOTES:  
1. CONTRACTOR SHALL FIELD VERIFY DIMENSIONS PRIOR TO FABRICATION / CONSTRUCTION.

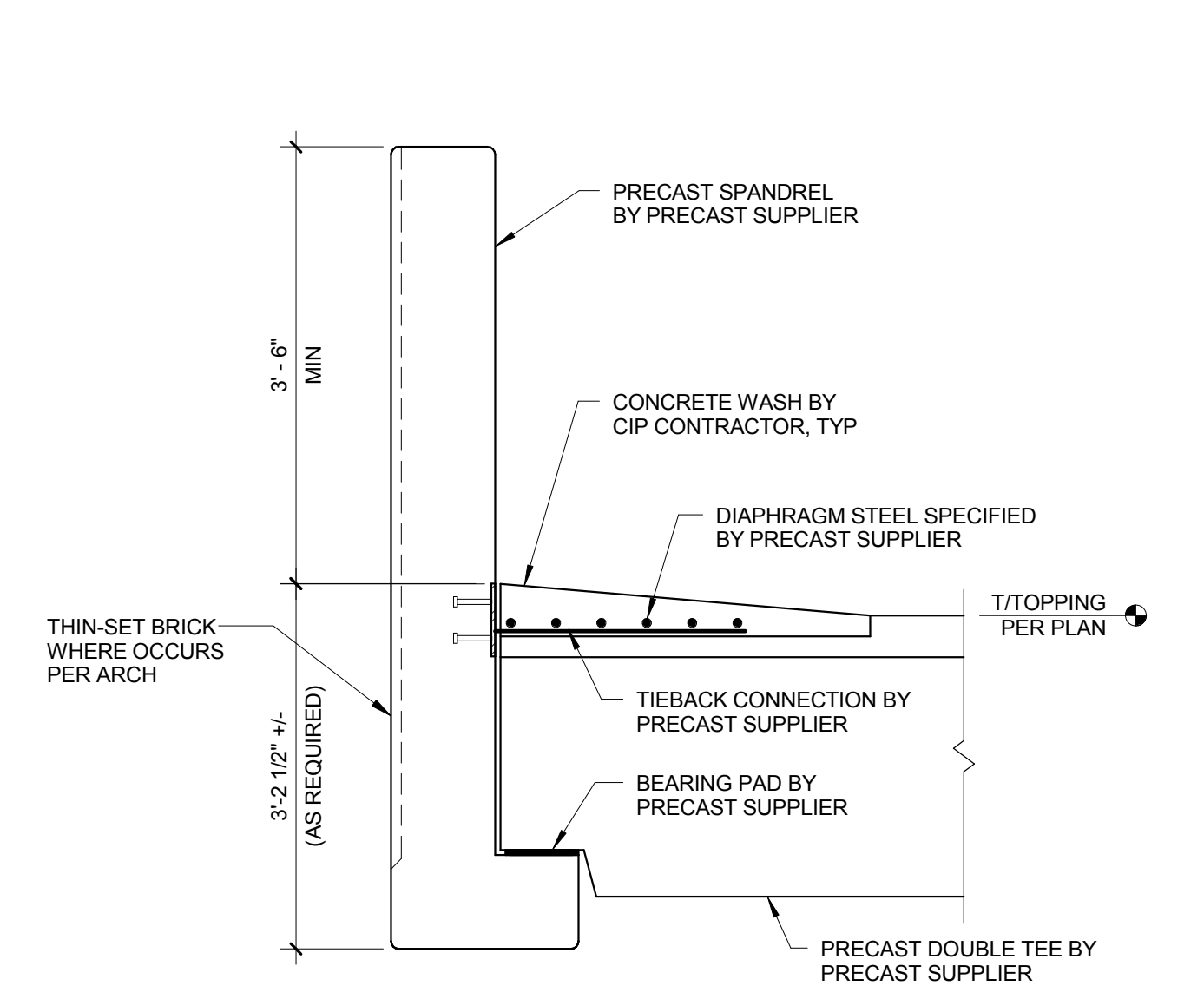
<b>REVISION 1</b> Revisions: 08/05/2015 Date		 Durham VAMC Dept. of Veterans Affairs 508 Fulton Street Durham, NC 27705	 08/05/2014	<b>Structural</b> AMERICAN STRUCTUREPOINT 7260 Shadeland Station Indianapolis, IN 46256 Tele: 317-547-5580	<b>MEP Engineer</b> APOGEE CONSULTING GROUP 1151 Kildaire Farm Road, Suite 120 Cary, NC 27511 Tele: 919-858-7420	<b>Civil Engineer</b> GUIDON DESIGN INC. 905 N. Capitol Ave. Suite 100 Indianapolis, IN 46204 Tele: 317-800-6388	<b>Functional Design</b> CARL WALKER INC. 14045 Ballantyne Corp. Place, Suite 380 Charlotte, NC 28277 Tele: 704-716-8000	<b>PROJECT LEADER/ARCHITECT:</b>  905 N. CAPITOL AVE. SUITE 100 INDIANAPOLIS, IN 46204 317.800.6388 WWW.GUIDONDESIGN.COM SUSTAINABLE ARCHITECTURE + ENGINEERING	<b>BID SET</b>			
Drawing Title ENLARGED PLANS		Project Title EXPAND PARKING GARAGE BUILDING# 33		Project Number 2013.00188		Office of Facilities Management						
Approved for Design Concept: MICHAEL JAKUBIAK PROJECT ENGINEER 919-286-0411		Location Durham VAMC		Building Number Bldg 33		VA Project Number 558-318						
Date 08/05/2015		Checked By: JAP		Drawn By: BGC		Drawing Number SF401						



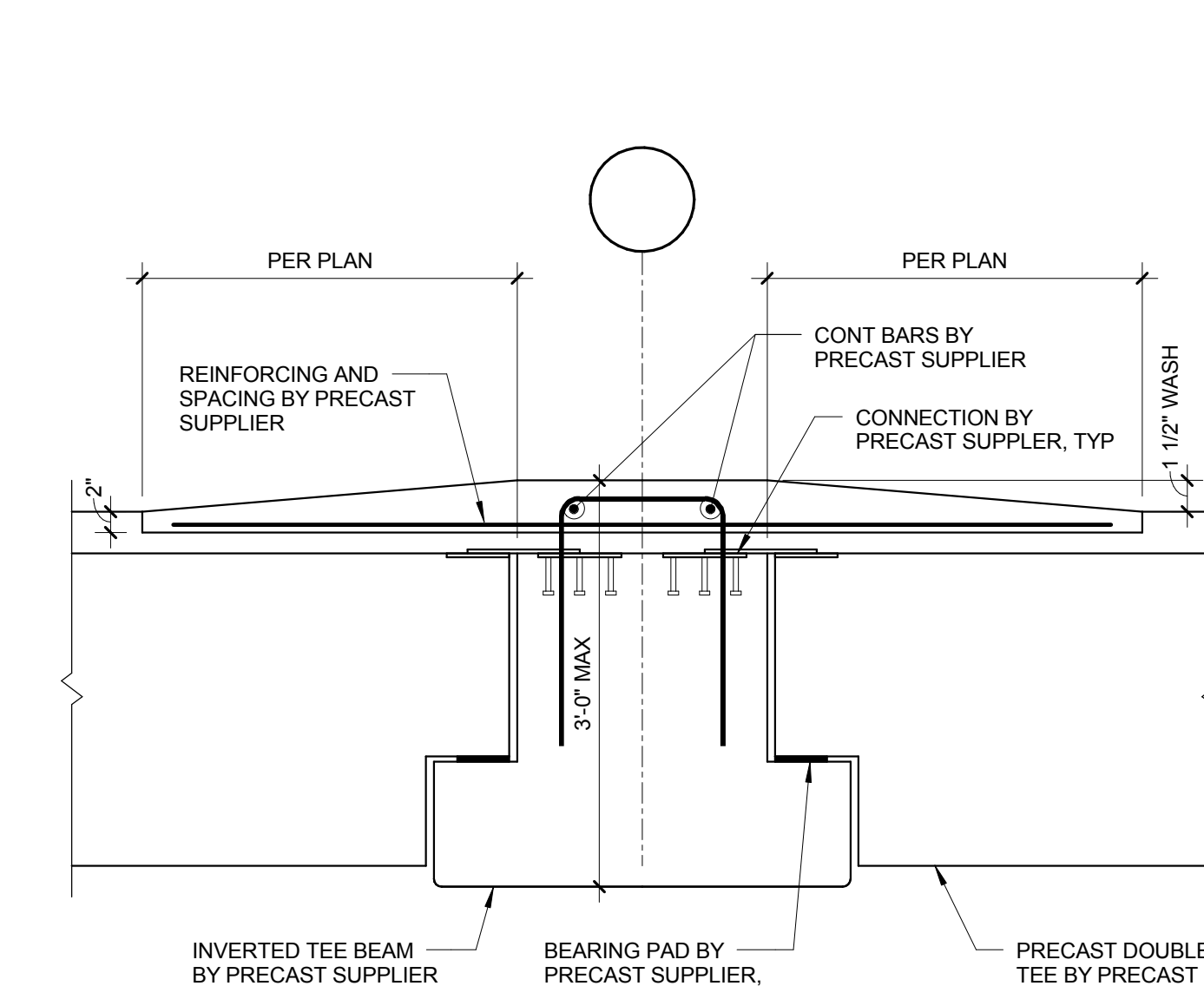
1 SECTION  
SF501 1/2" = 1'-0"



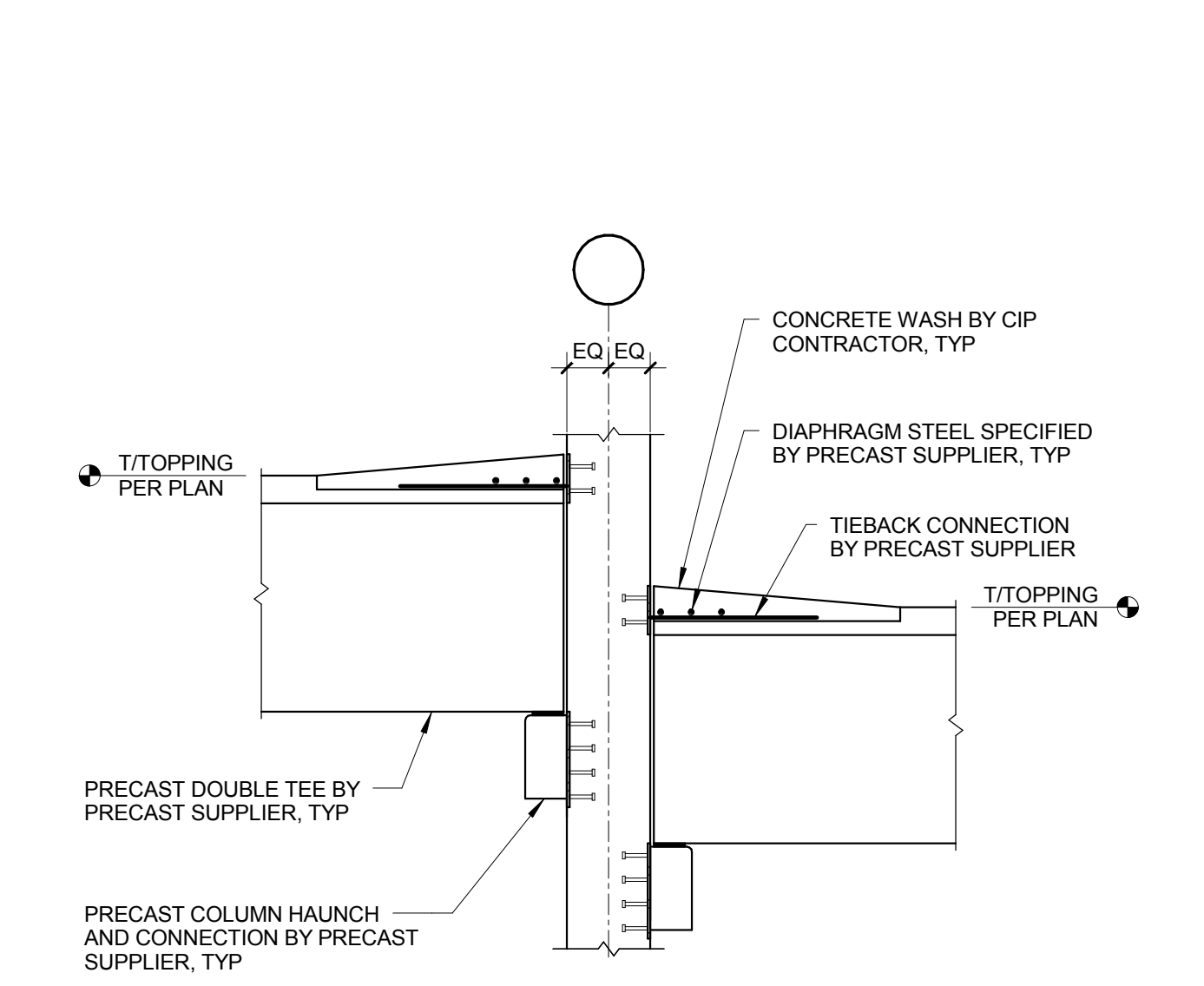
2 SECTION  
SF501 3/4" = 1'-0"



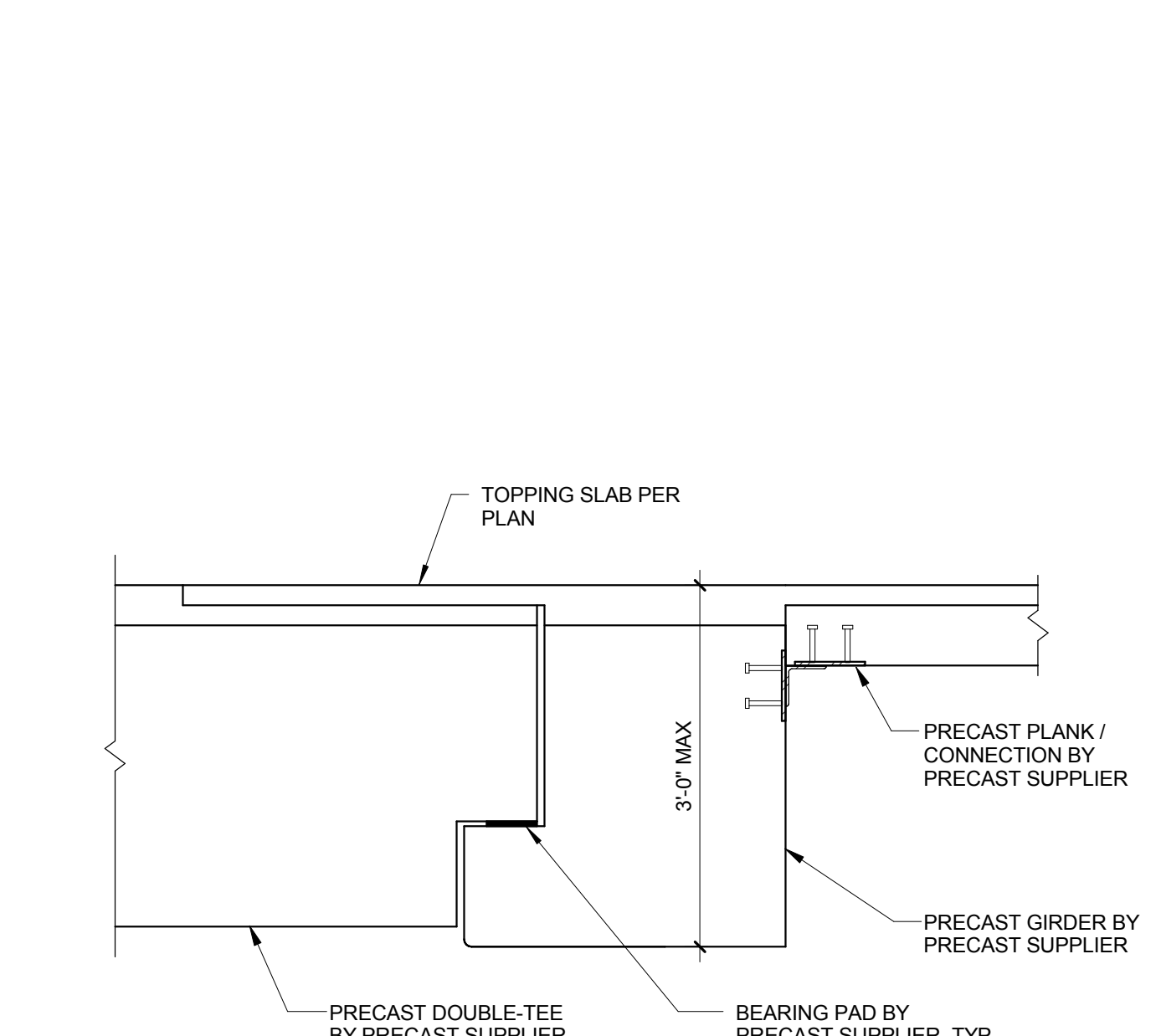
3 SECTION  
SF501 3/4" = 1'-0"



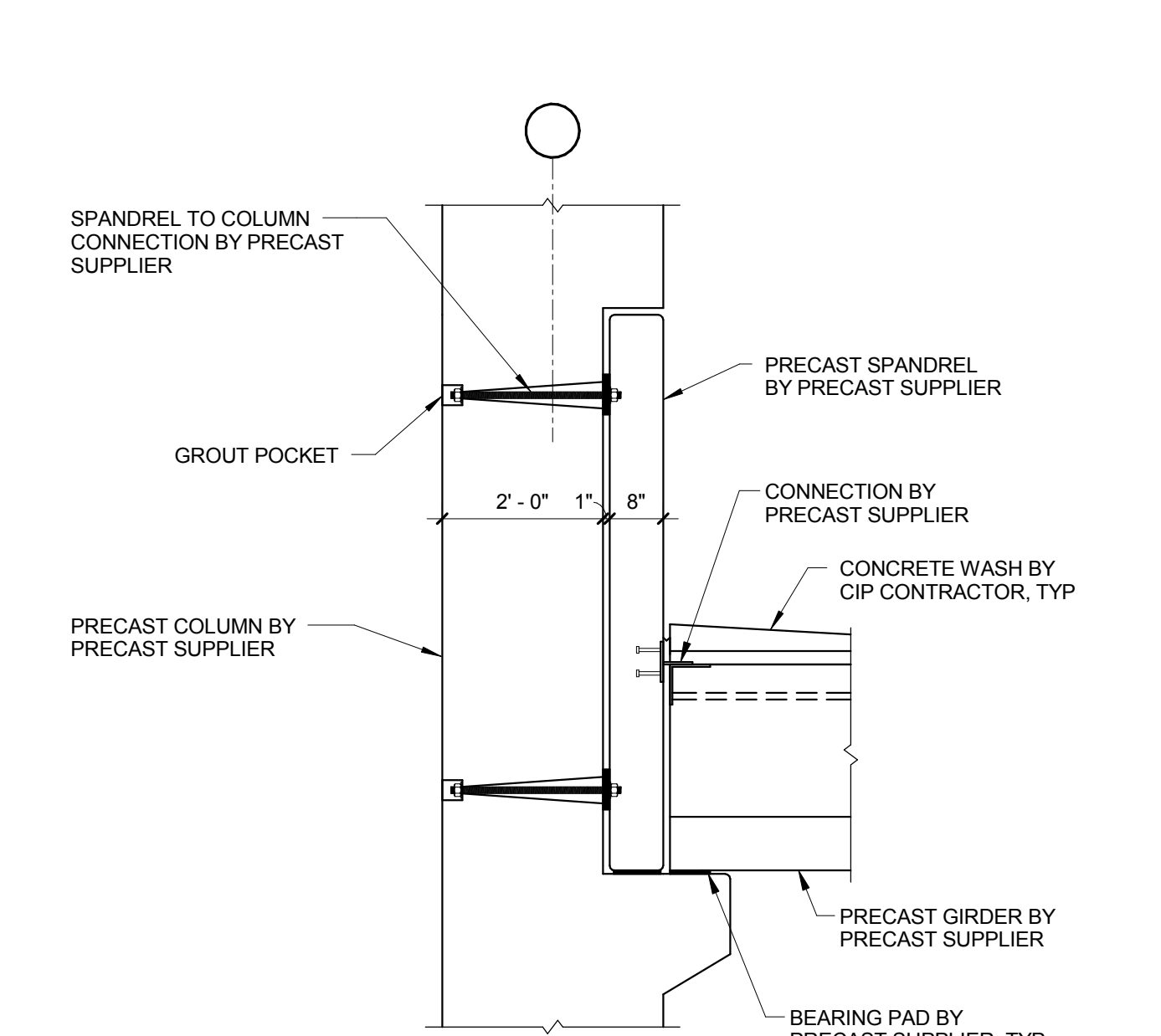
4 SECTION  
SF501 3/4" = 1'-0"



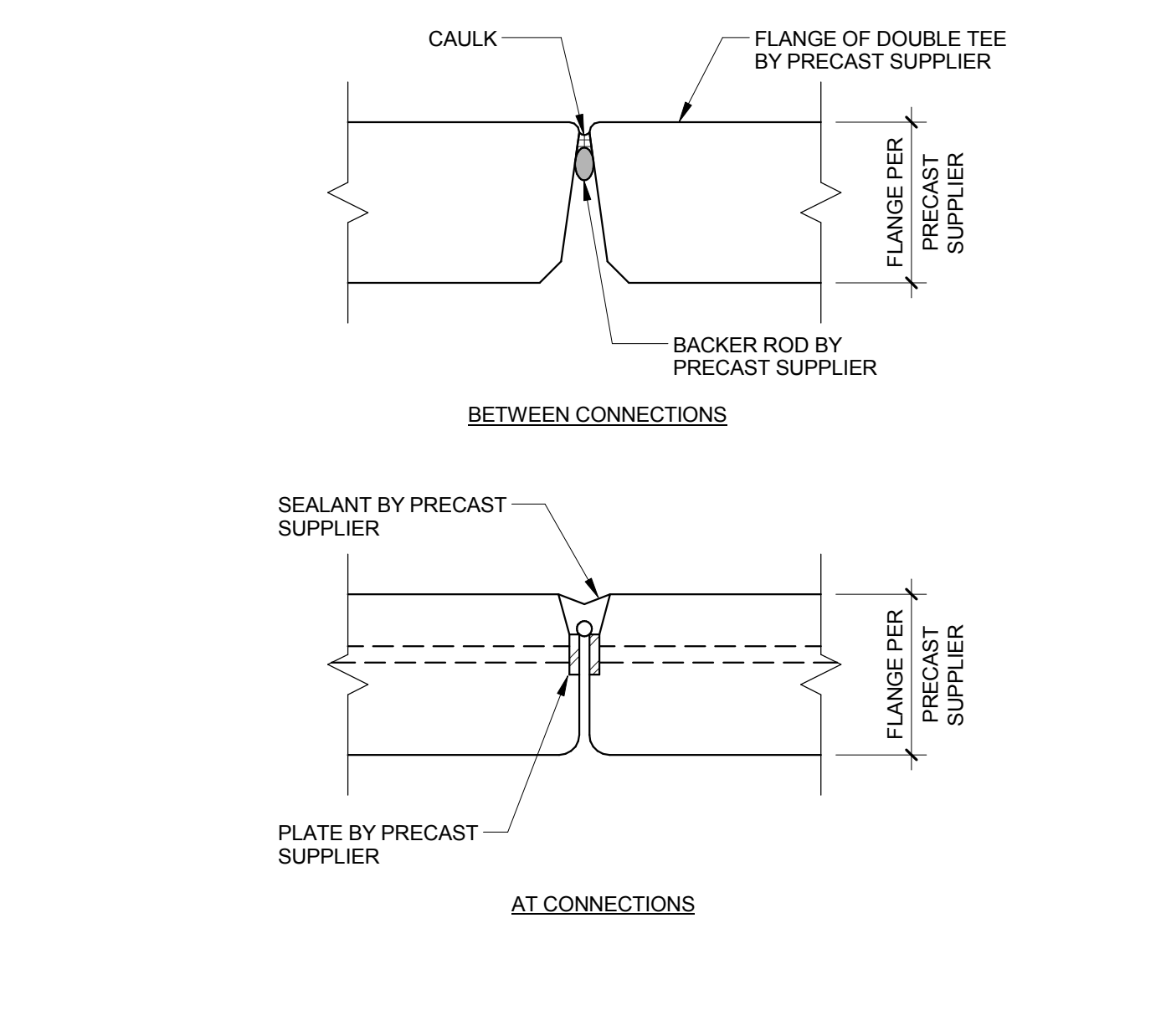
5 SECTION  
SF501 1/2" = 1'-0"



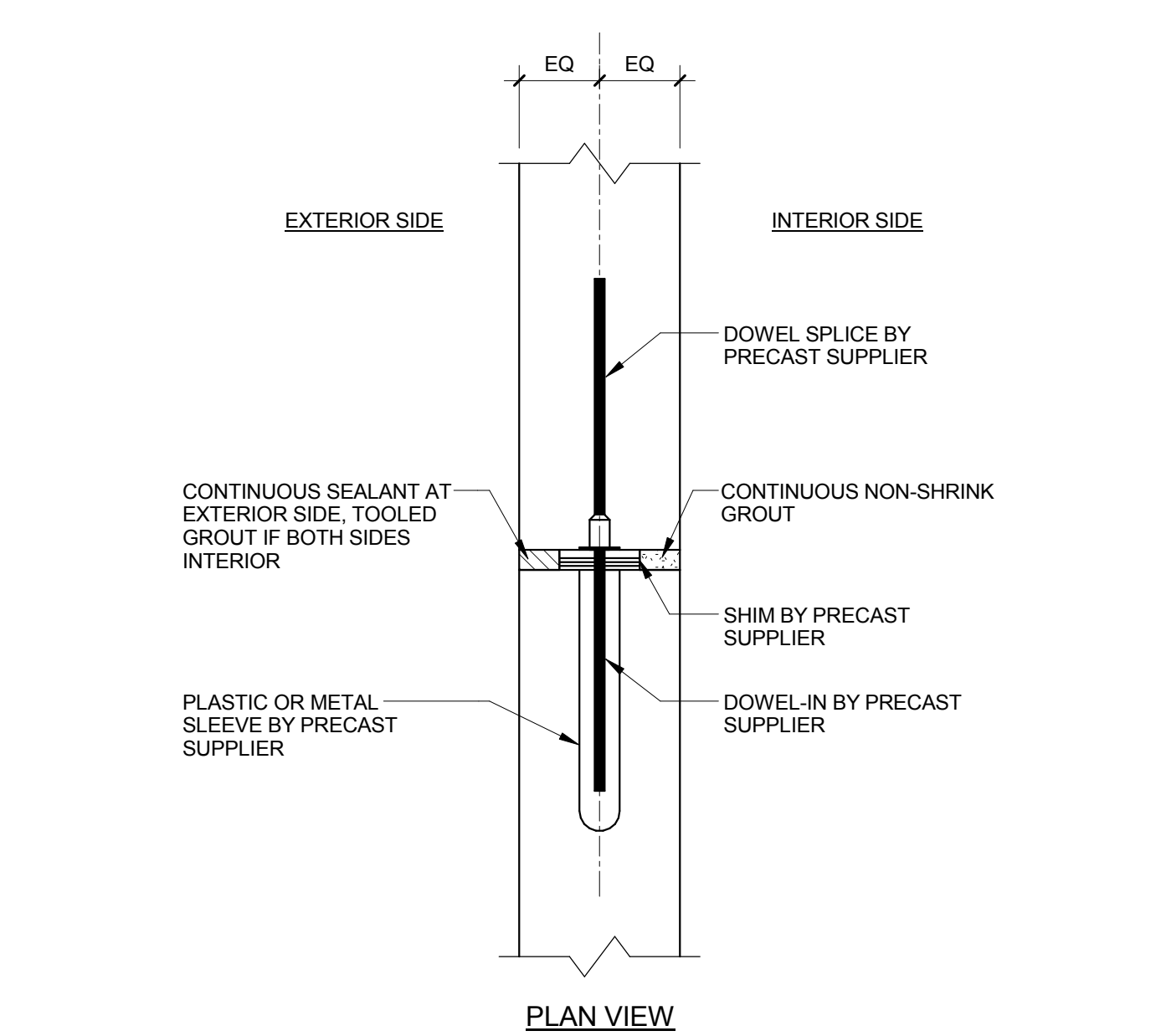
6 SECTION  
SF501 3/4" = 1'-0"



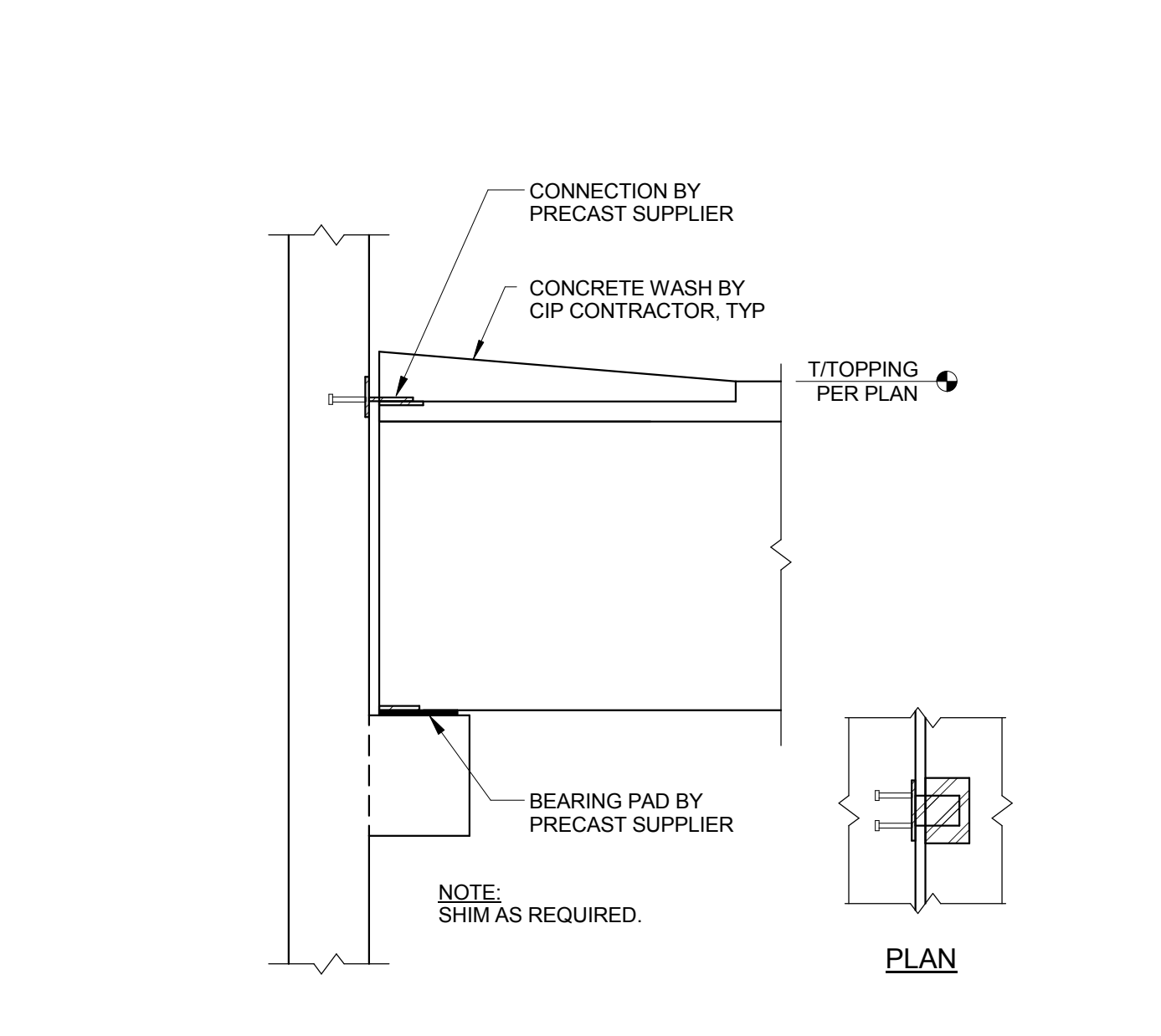
7 SECTION  
SF501 1/2" = 1'-0"



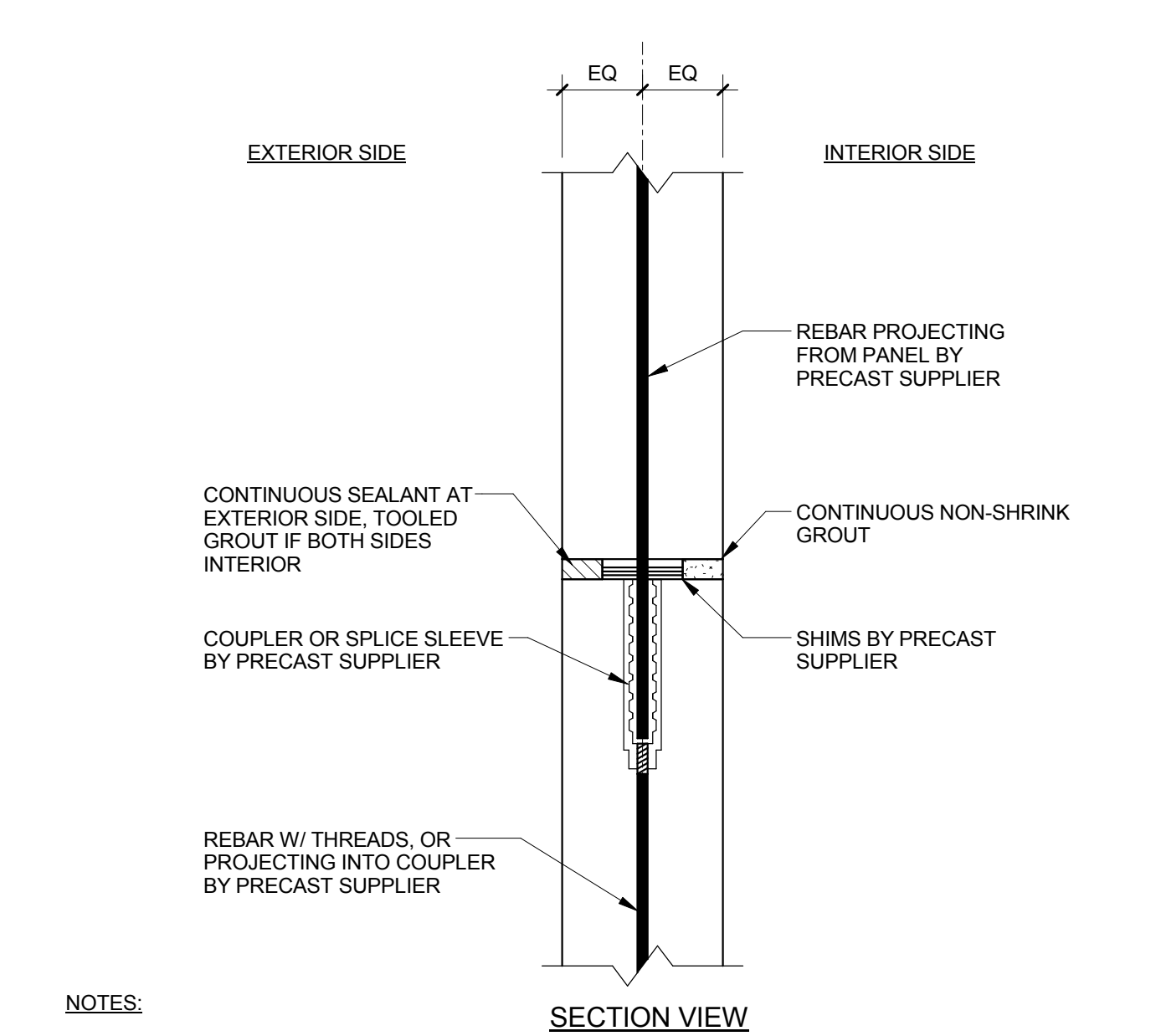
8 TYPICAL DOUBLE TEE FLANGE CONNECTION  
SF501 N.T.S.



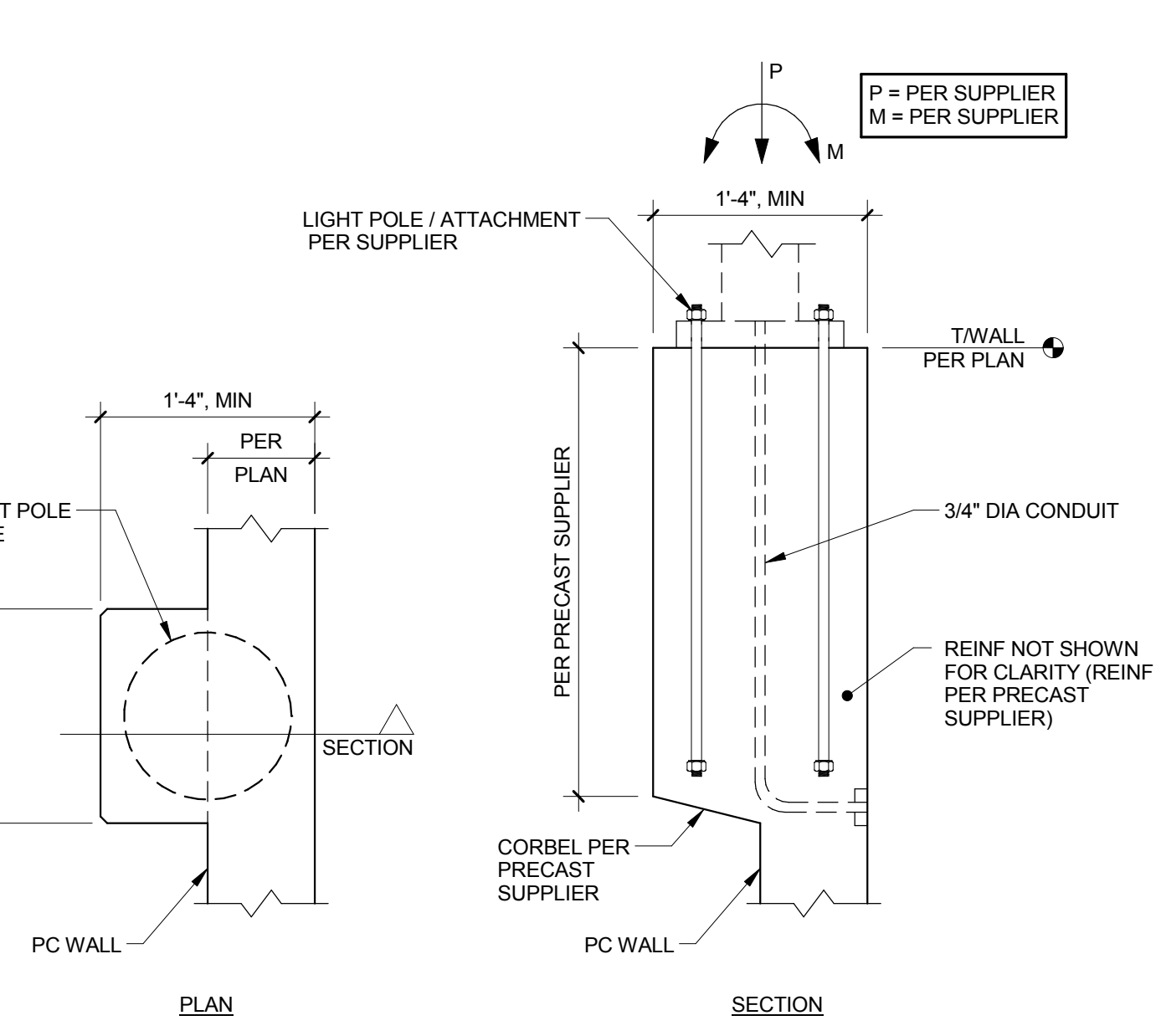
9 TYPICAL CONNECTION BETWEEN WALL PANELS  
SF501 N.T.S.



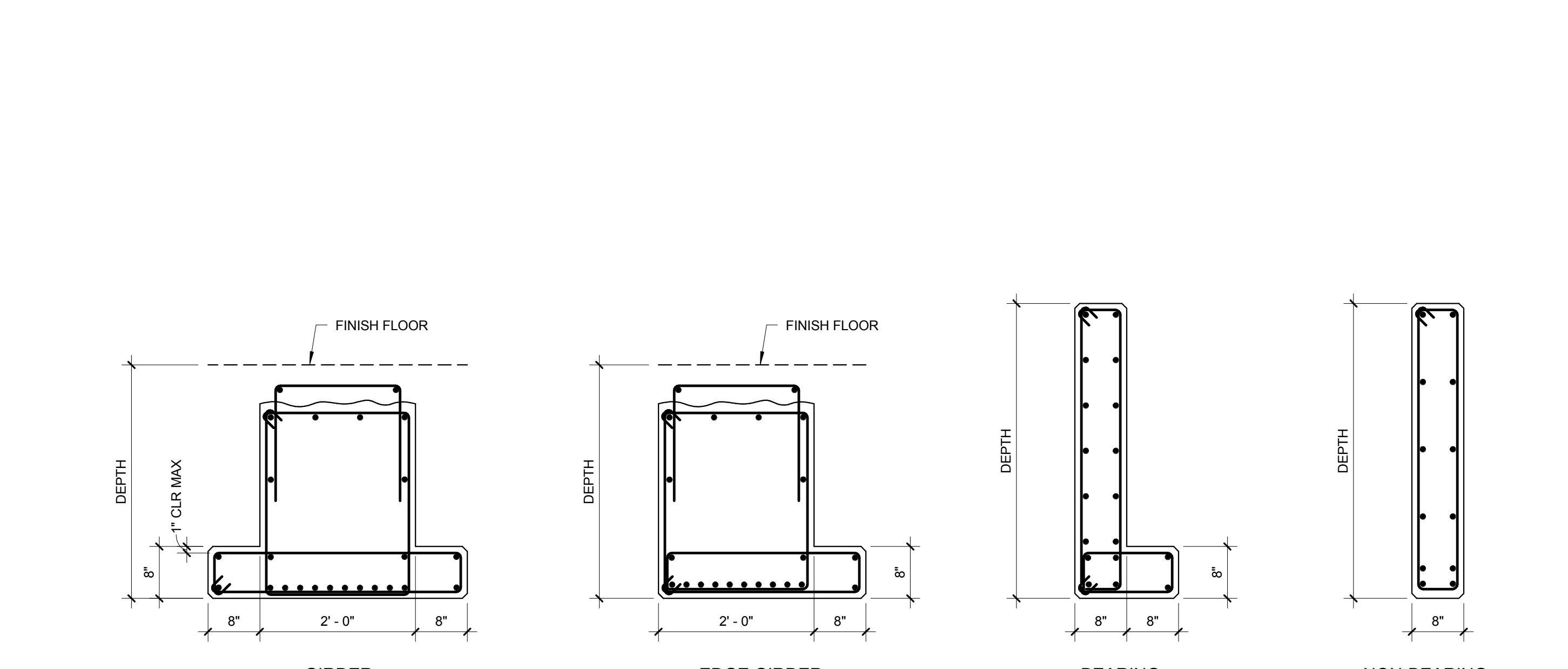
10 TYPICAL DOUBLE TEE CONNECTION TO WALL PANEL WITH HAUNCH  
SF501 N.T.S.



11 TYPICAL CONNECTION BETWEEN WALL PANELS  
SF501 N.T.S.



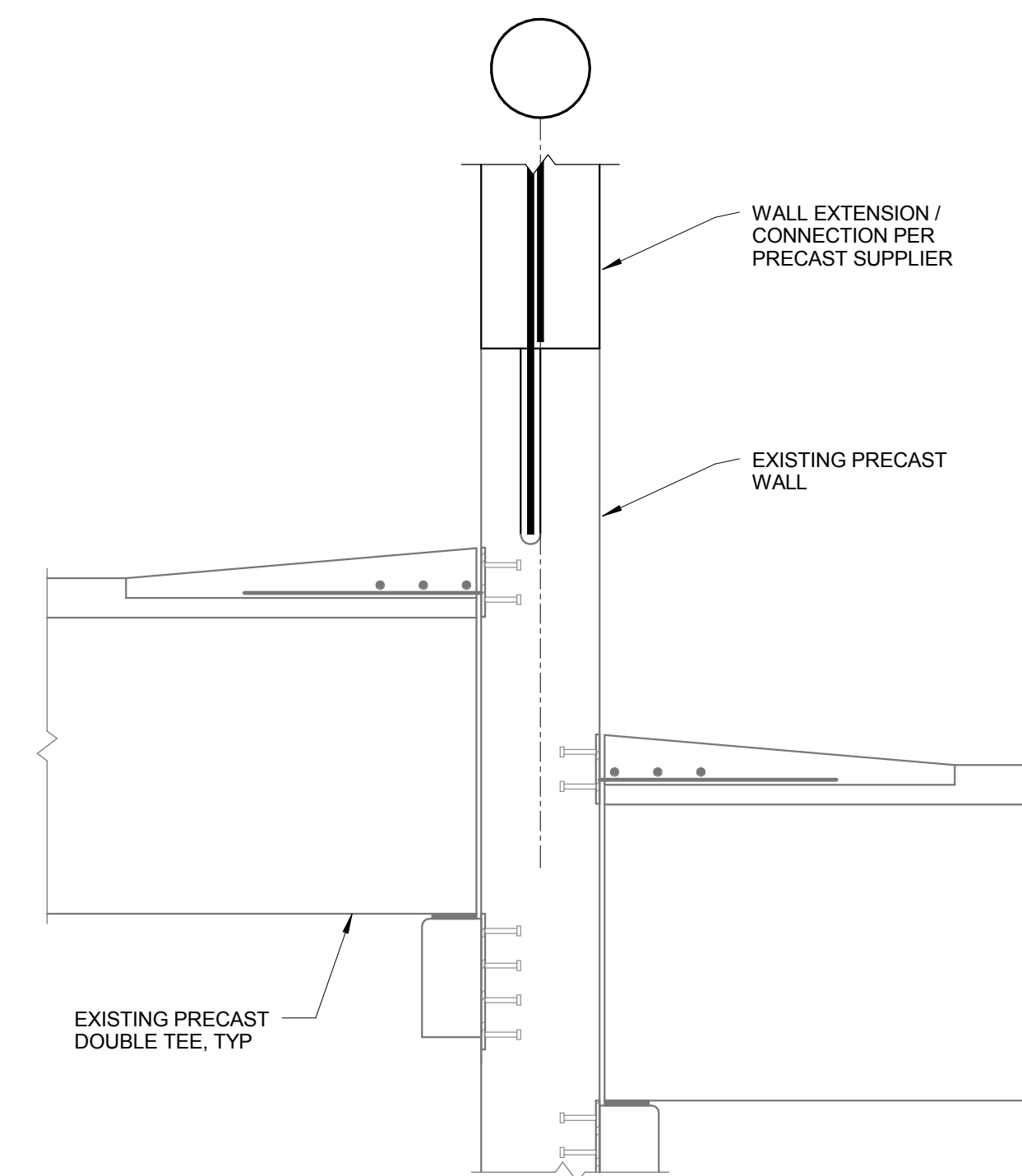
12 TYPICAL LIGHT POLE BASE DETAIL  
SF501 N.T.S.



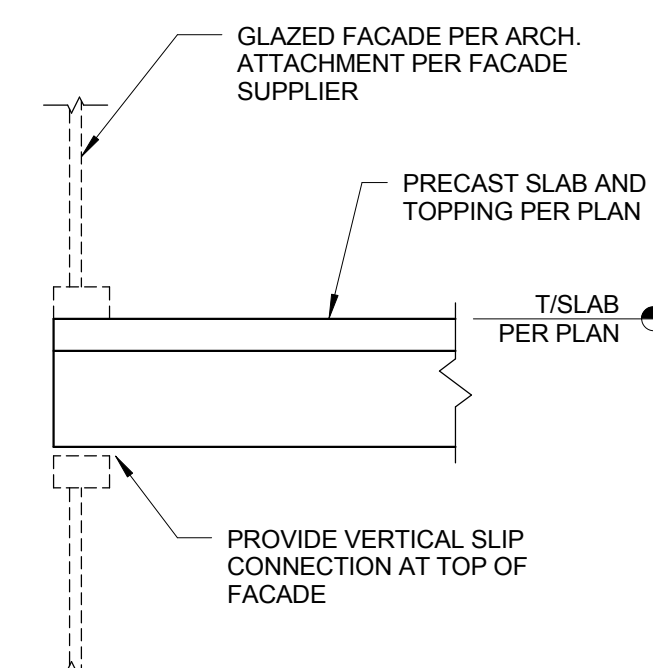
13 TYPICAL PRECAST BEAMS  
SF501 3/4" = 1'-0"

<b>REVISION 1</b> Revisions: 08/05/2015 Date		 Durham VAMC Dept. of Veterans Affairs 508 Fulton Street Durham, NC 27705	 08/05/2014	<b>Structural</b> AMERICAN STRUCTUREPOINT 7260 Shadeland Station Indianapolis, IN 46256 Tele: 317-547-5580	<b>MEP Engineer</b> APOGEE CONSULTING GROUP 1151 Kildaire Farm Road, Suite 120 Cary, NC 27511 Tele: 919-858-7420	<b>Civil Engineer</b> GUIDON DESIGN INC. 905 N. Capitol Ave. Suite 100 Indianapolis, IN 46204 Tele: 317-800-6388	<b>Functional Design</b> CARL WALKER INC. 14045 Ballantyne Corp. Place, Suite 380 Charlotte, NC 28277 Tele: 704-716-8000	<b>PROJECT LEADER/ARCHITECT:</b>  905 N. CAPITOL AVE. SUITE 100 INDIANAPOLIS, IN 46204 317.800.6388 WWW.GUIDONDESIGN.COM SUSTAINABLE ARCHITECTURE + ENGINEERING	<b>BID SET</b> Drawing Title: FRAMING SECTIONS AND DETAILS Approved for Design Concept: MICHAEL JAKUBIAK PROJECT ENGINEER 919-286-0411	Project Title: EXPAND PARKING GARAGE BUILDING# 33 Location: Durham VAMC Date: 08/05/2015 Checked By: JAP Drawn By: BGC	Project Number: 2013.00188 Building Number: Bldg 33 Drawing Number: SF501	OFFICE OF FACILITIES MANAGEMENT VA Project Number: 558-318 
--	--	---	--	--	--	--	--	--	---	--	---	--





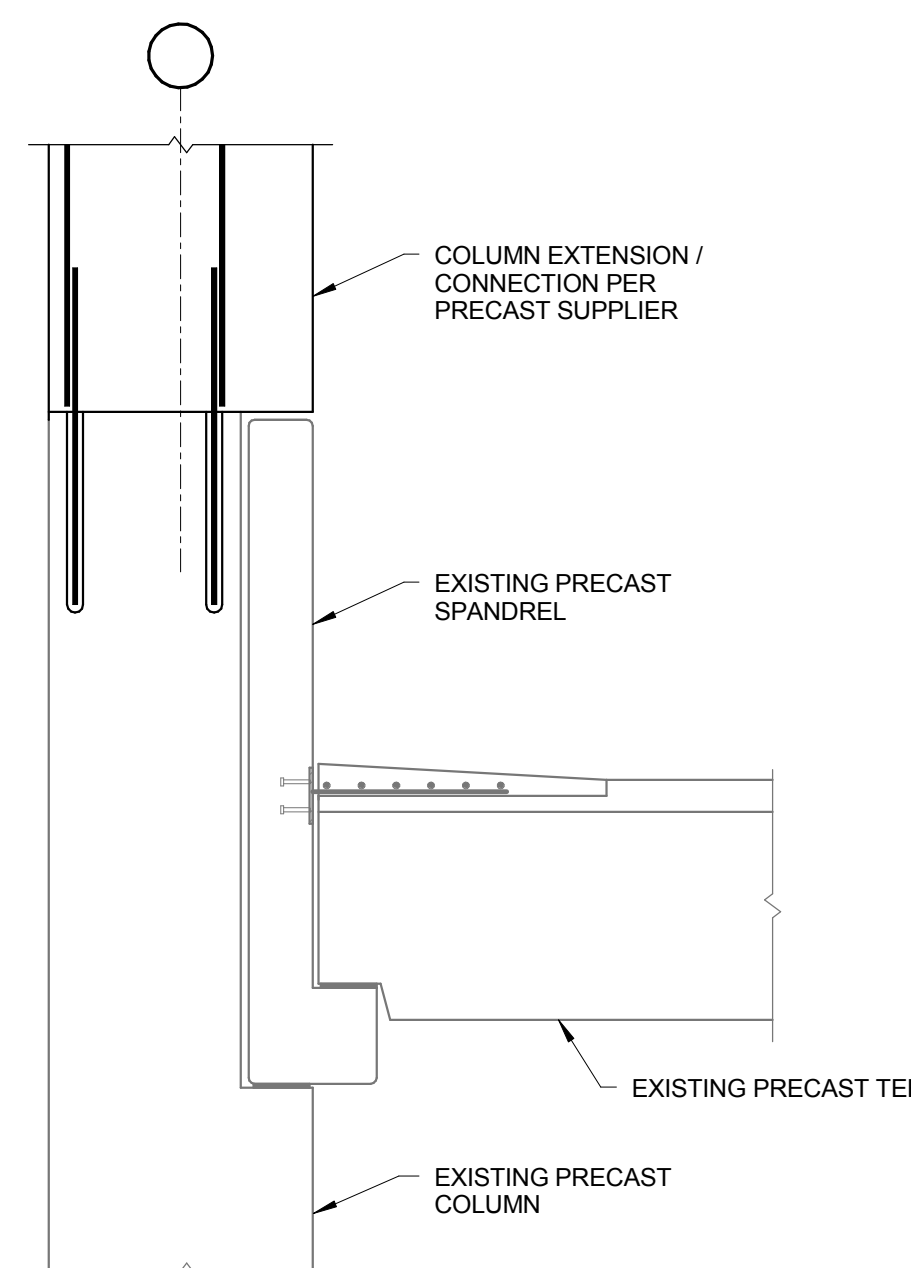
5 SECTION  
SF502 N.T.S.




10  
SF502

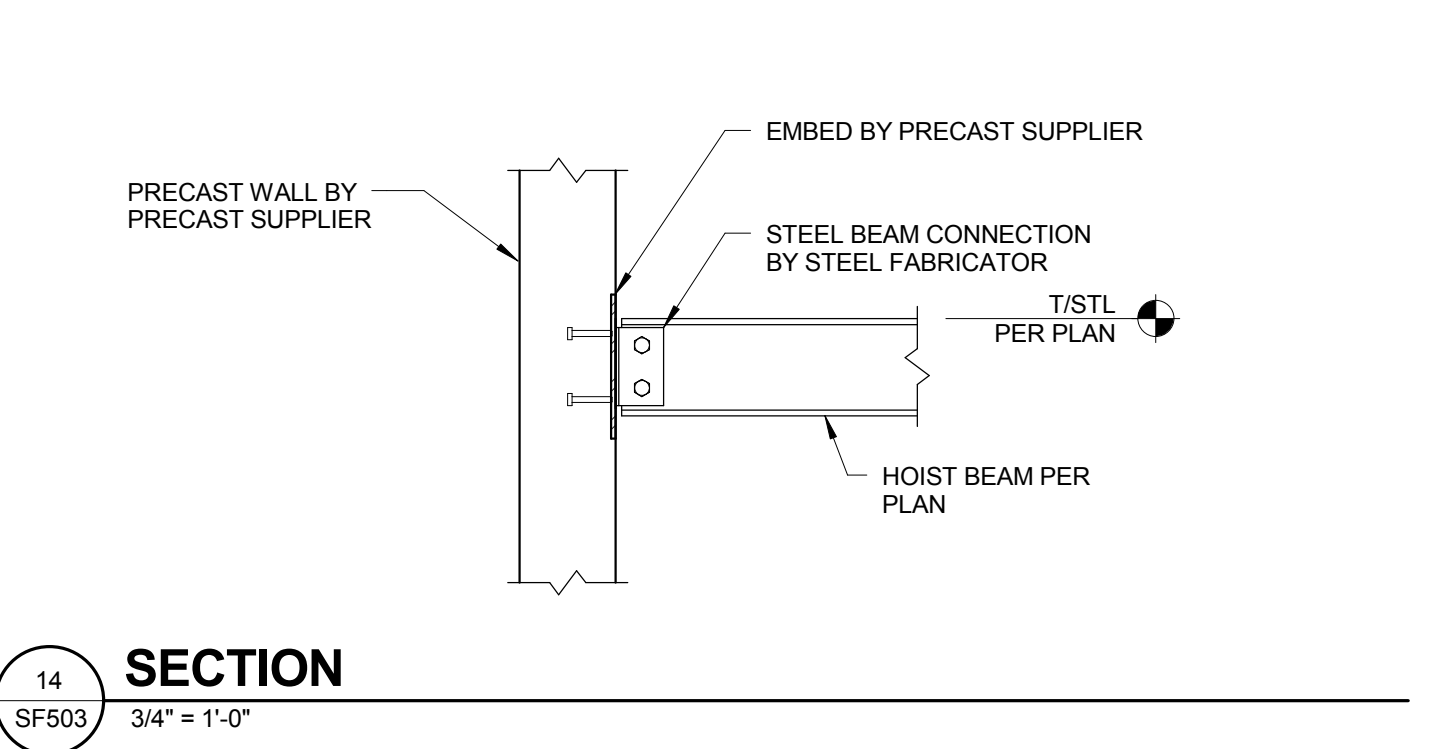
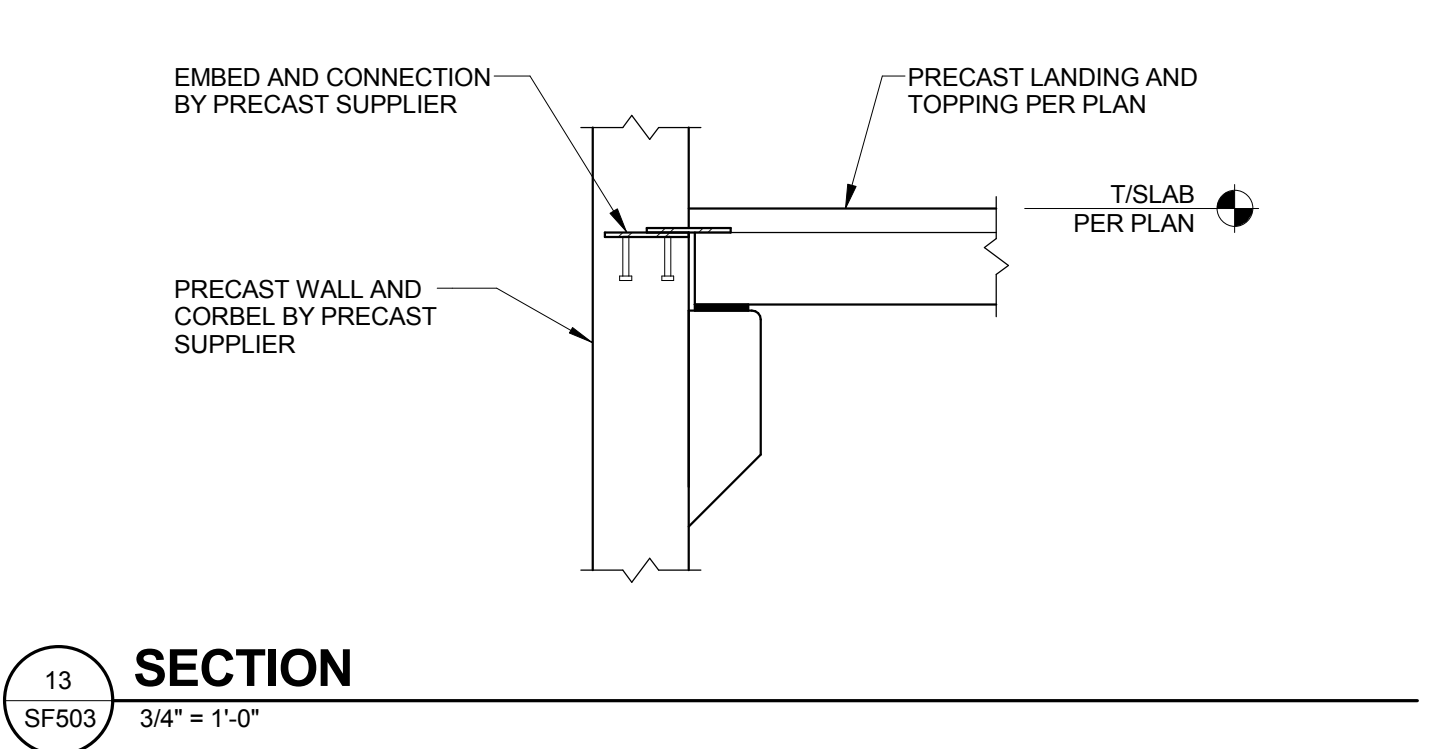
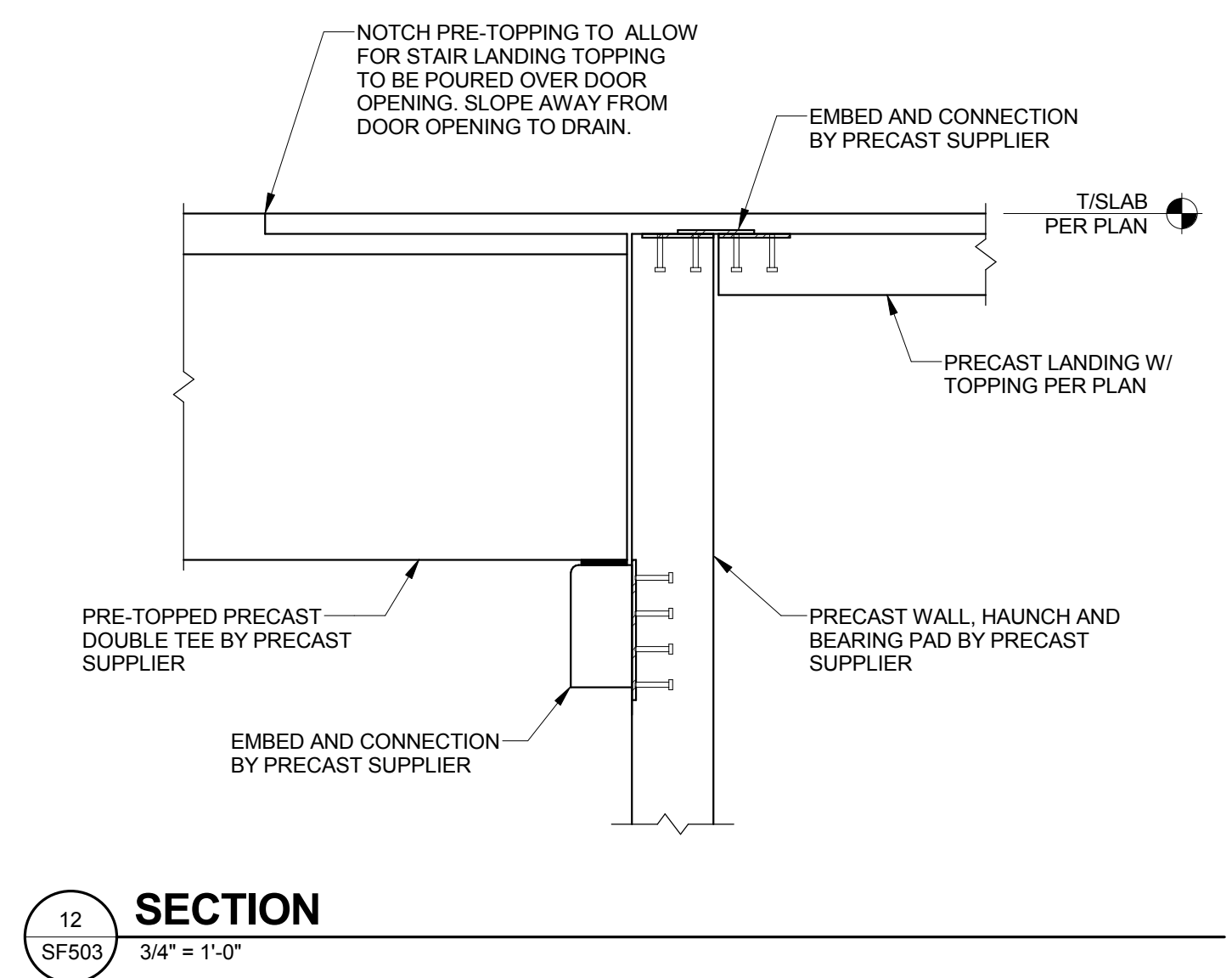
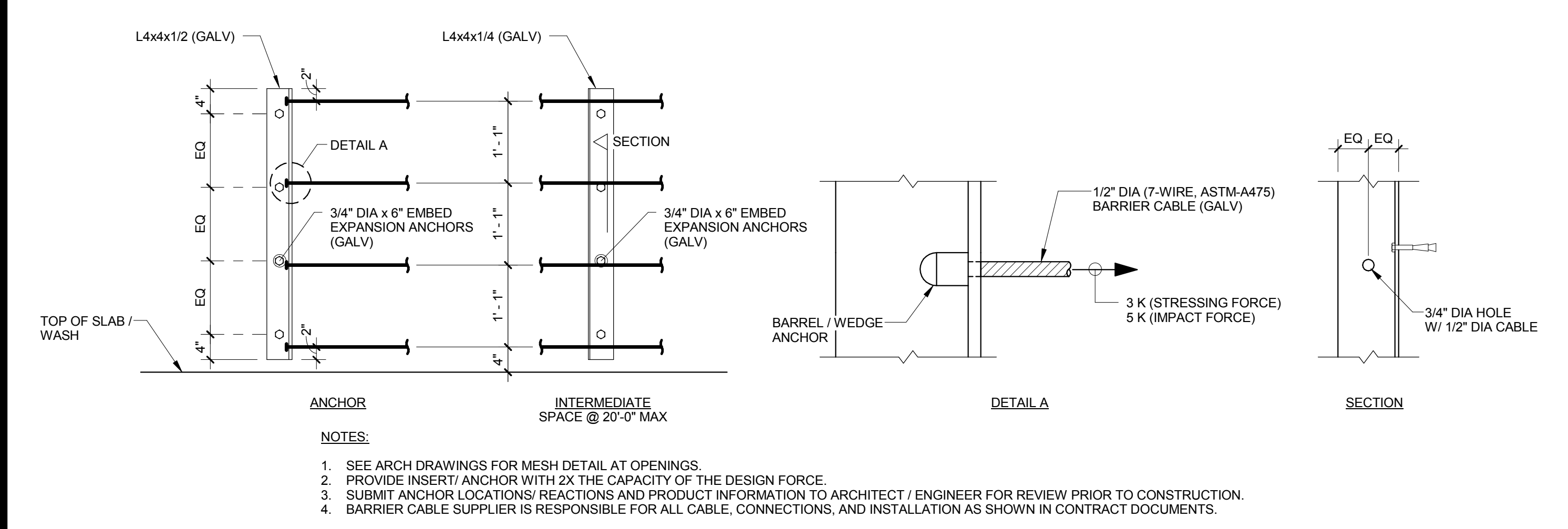
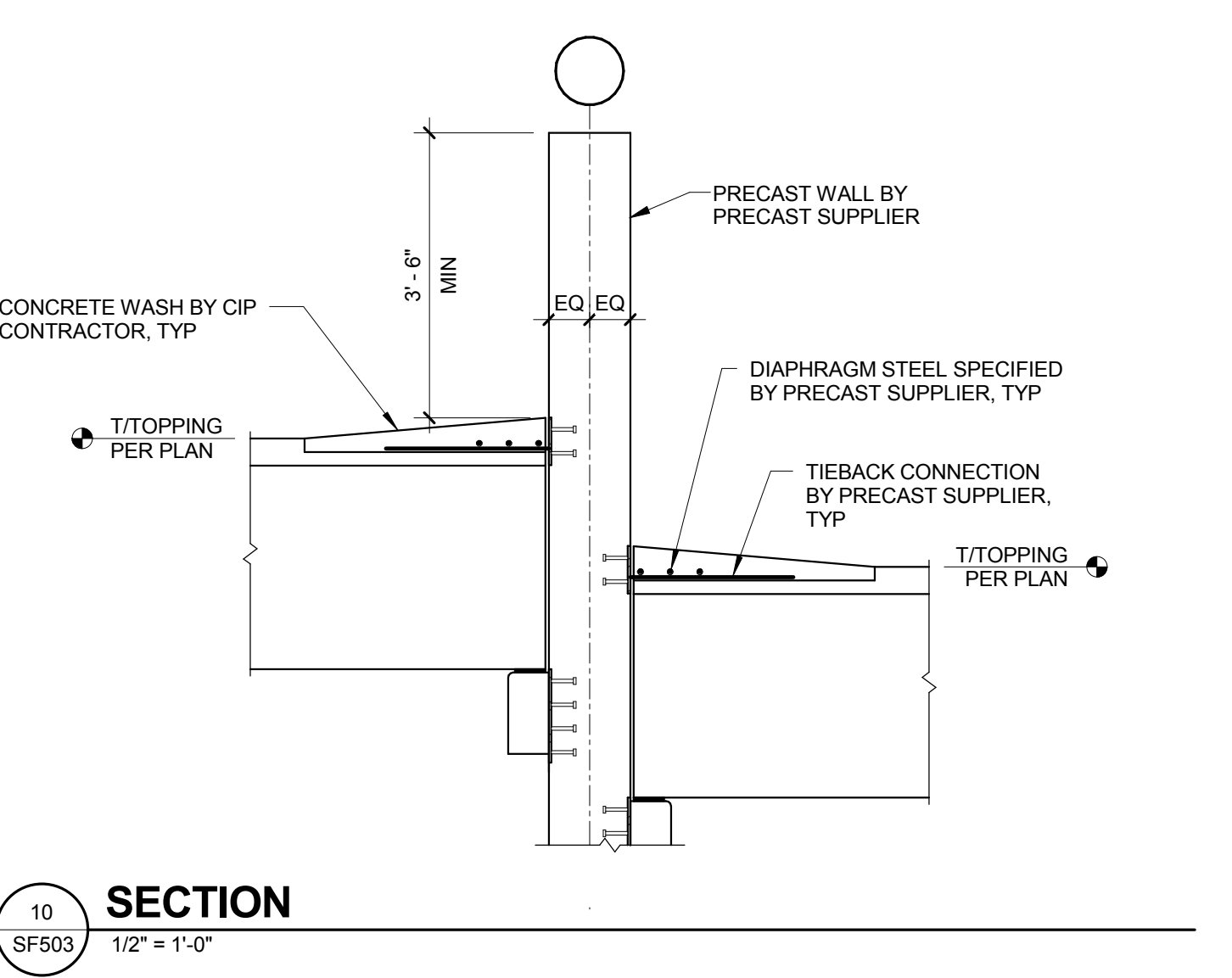
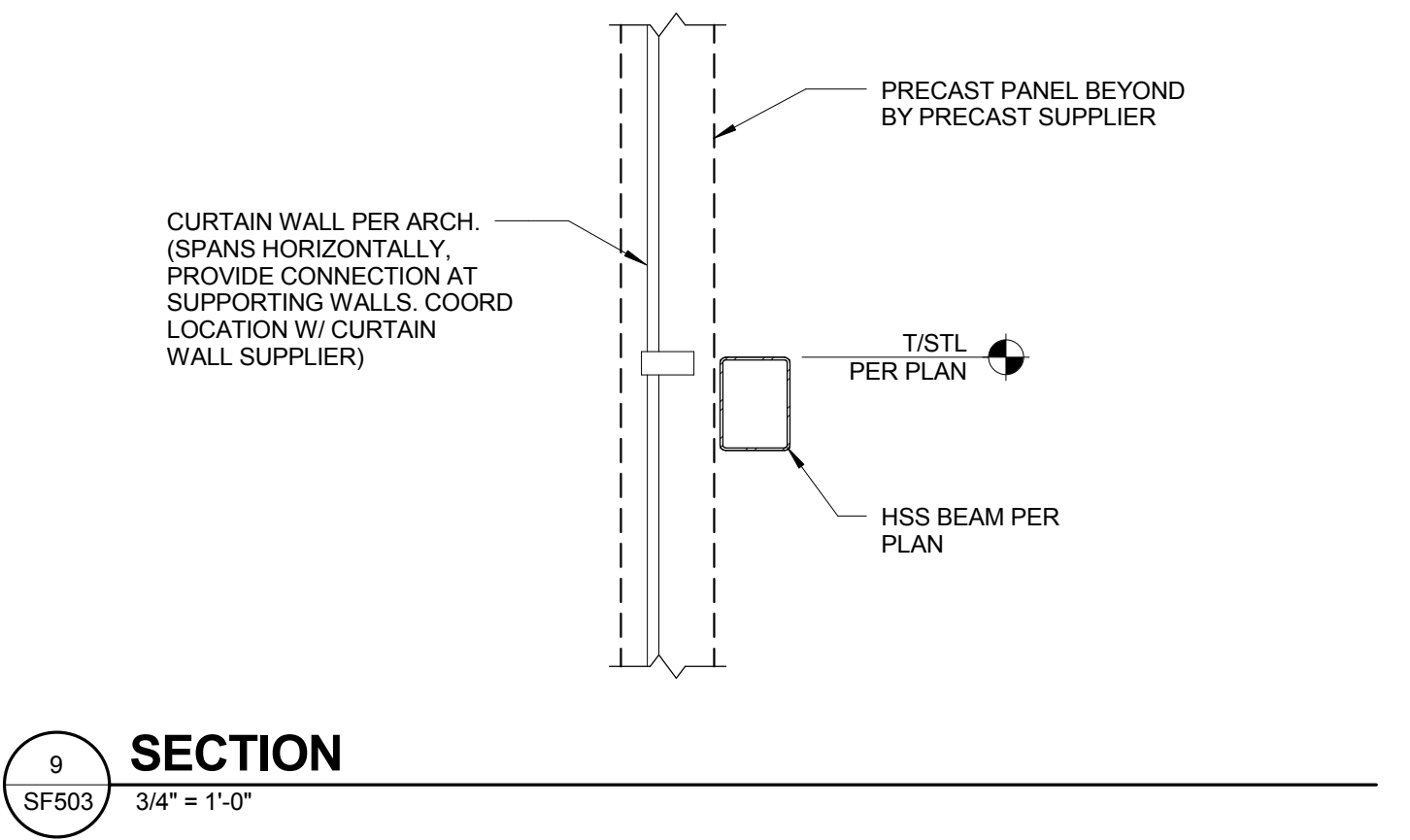
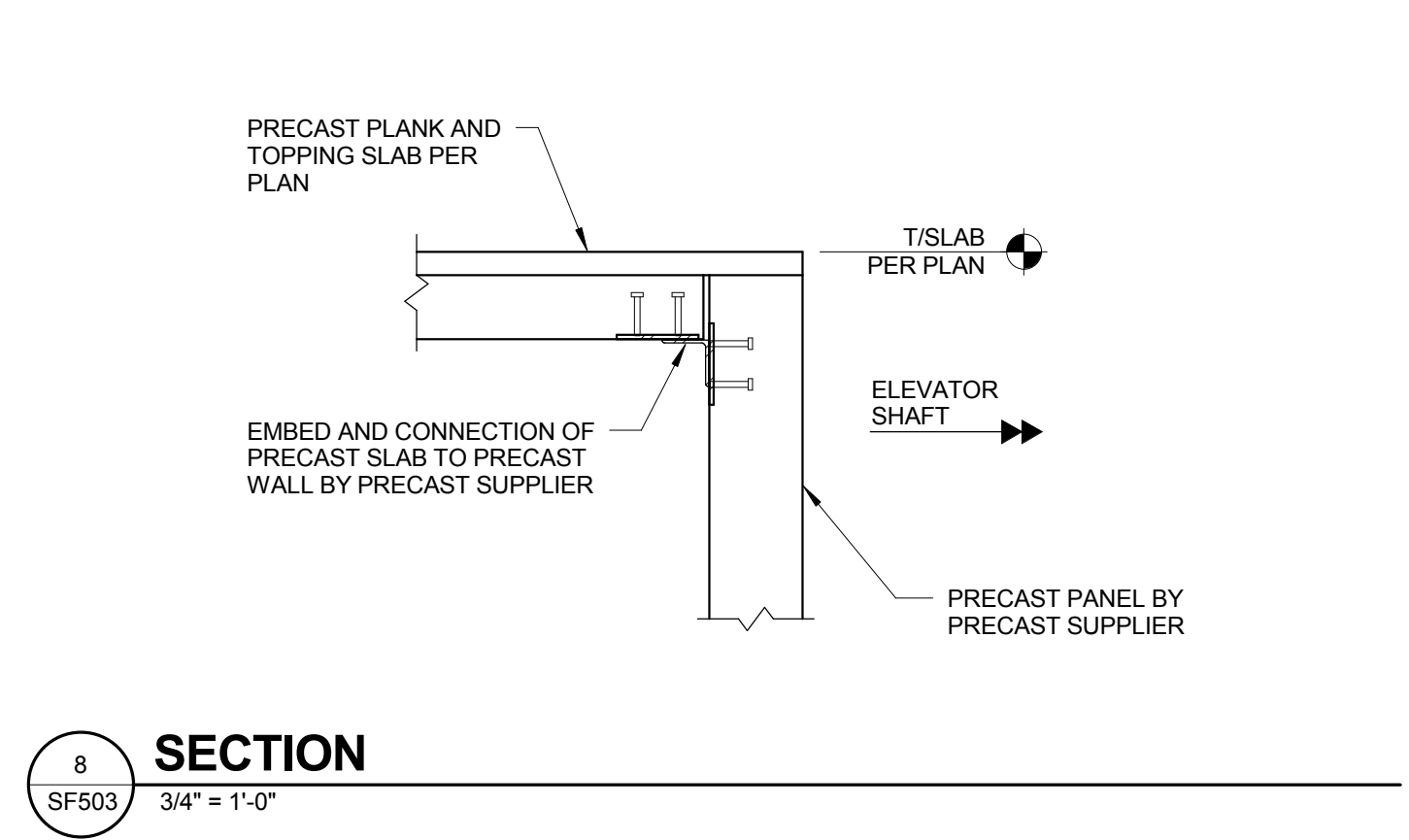
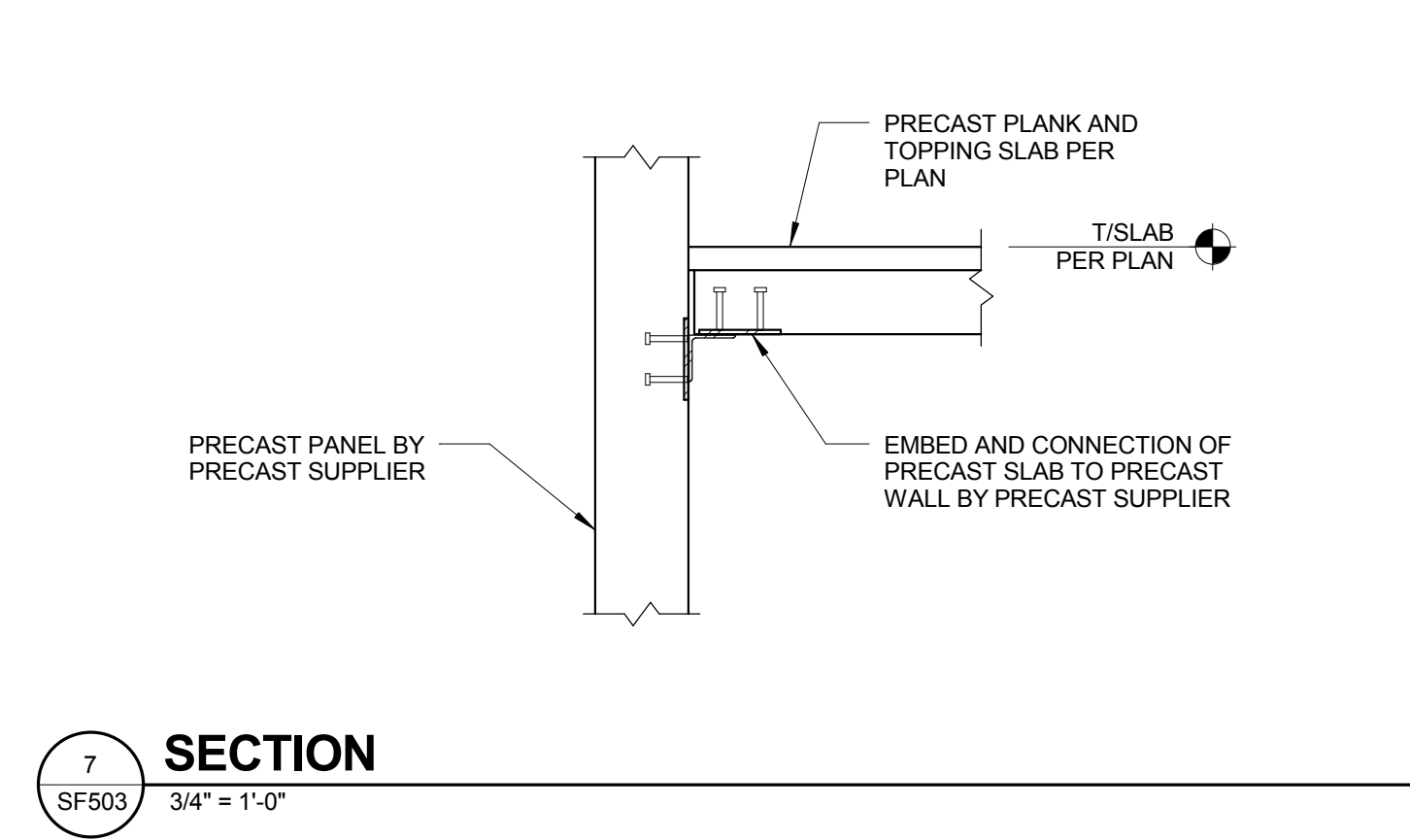
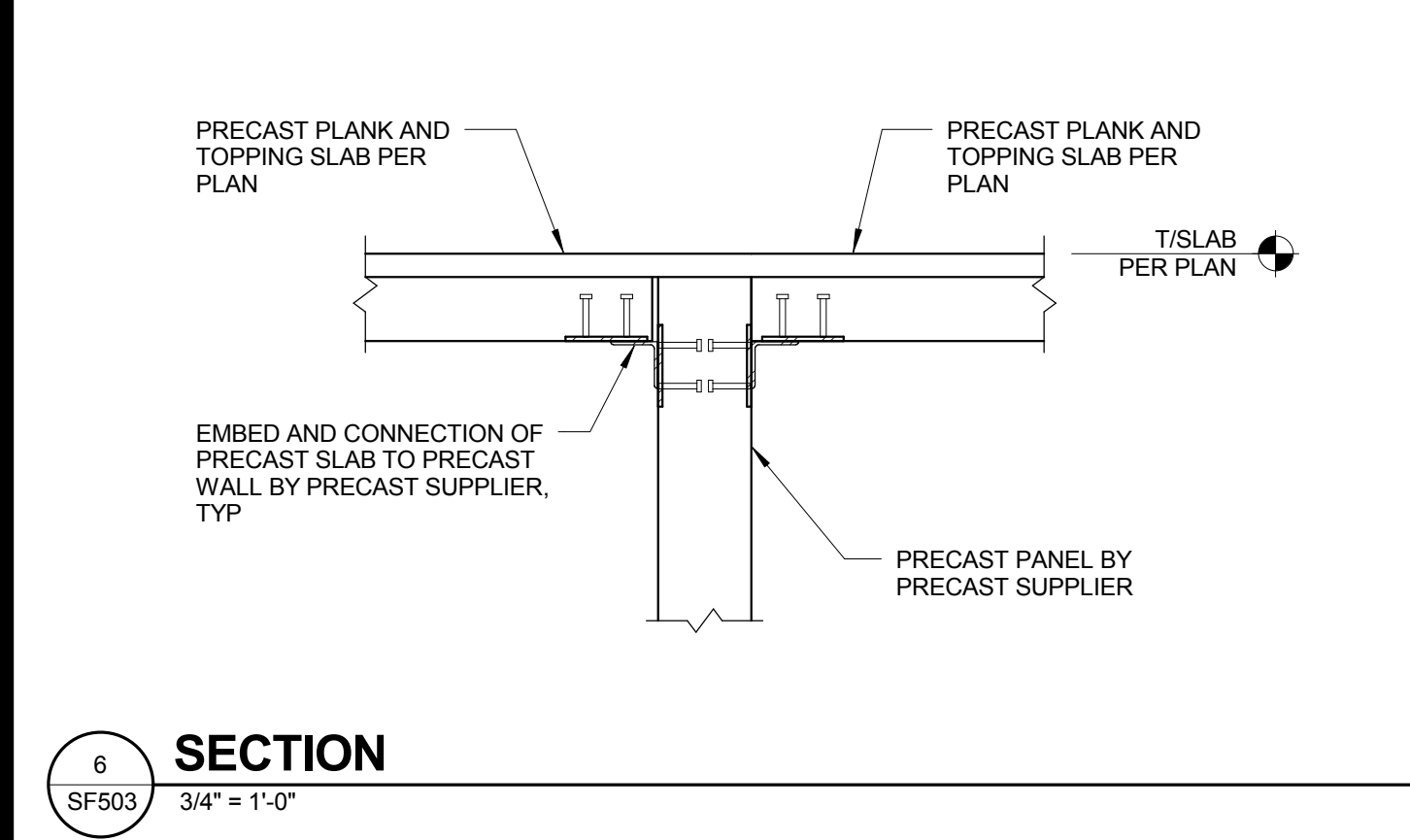
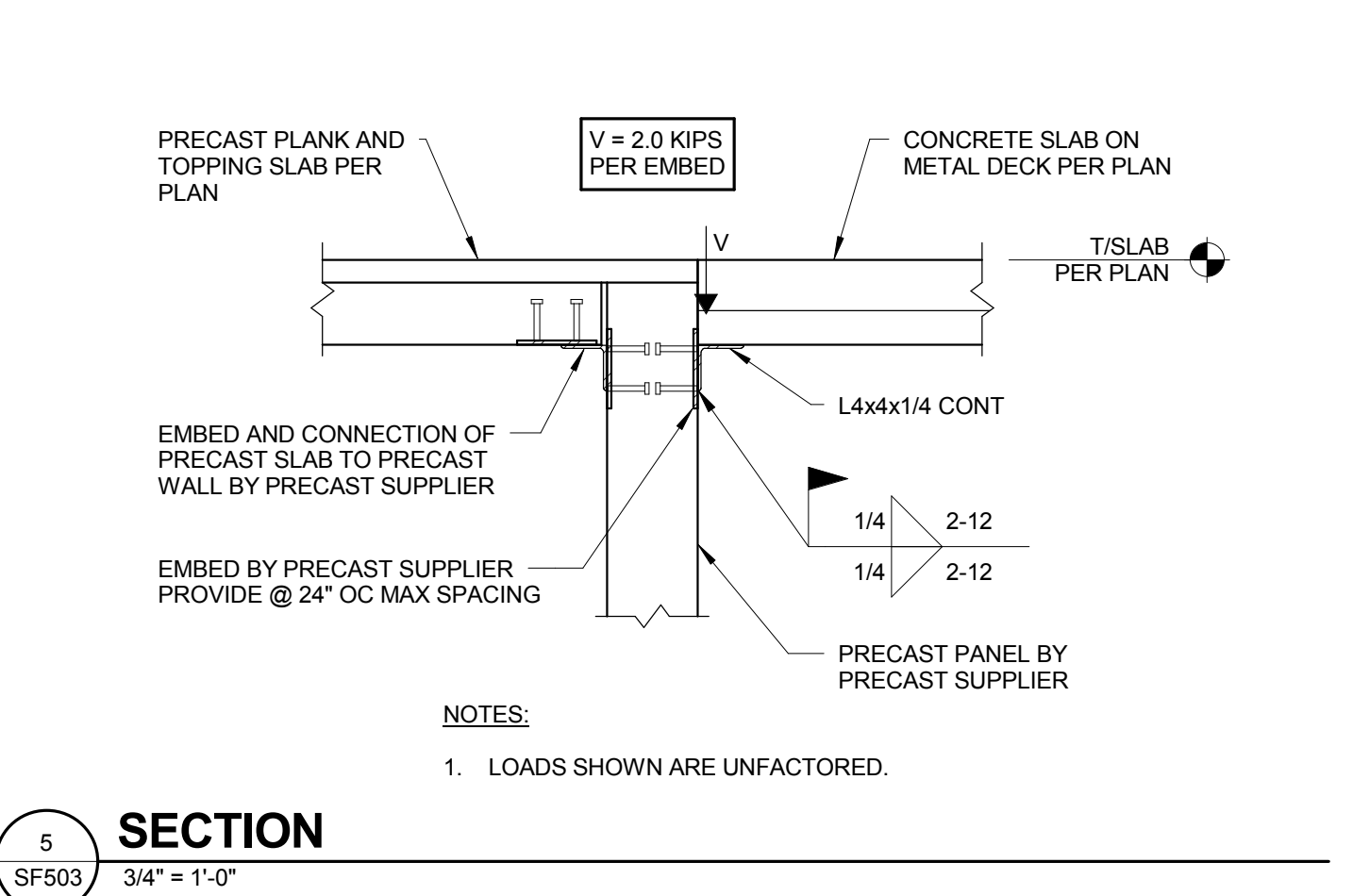
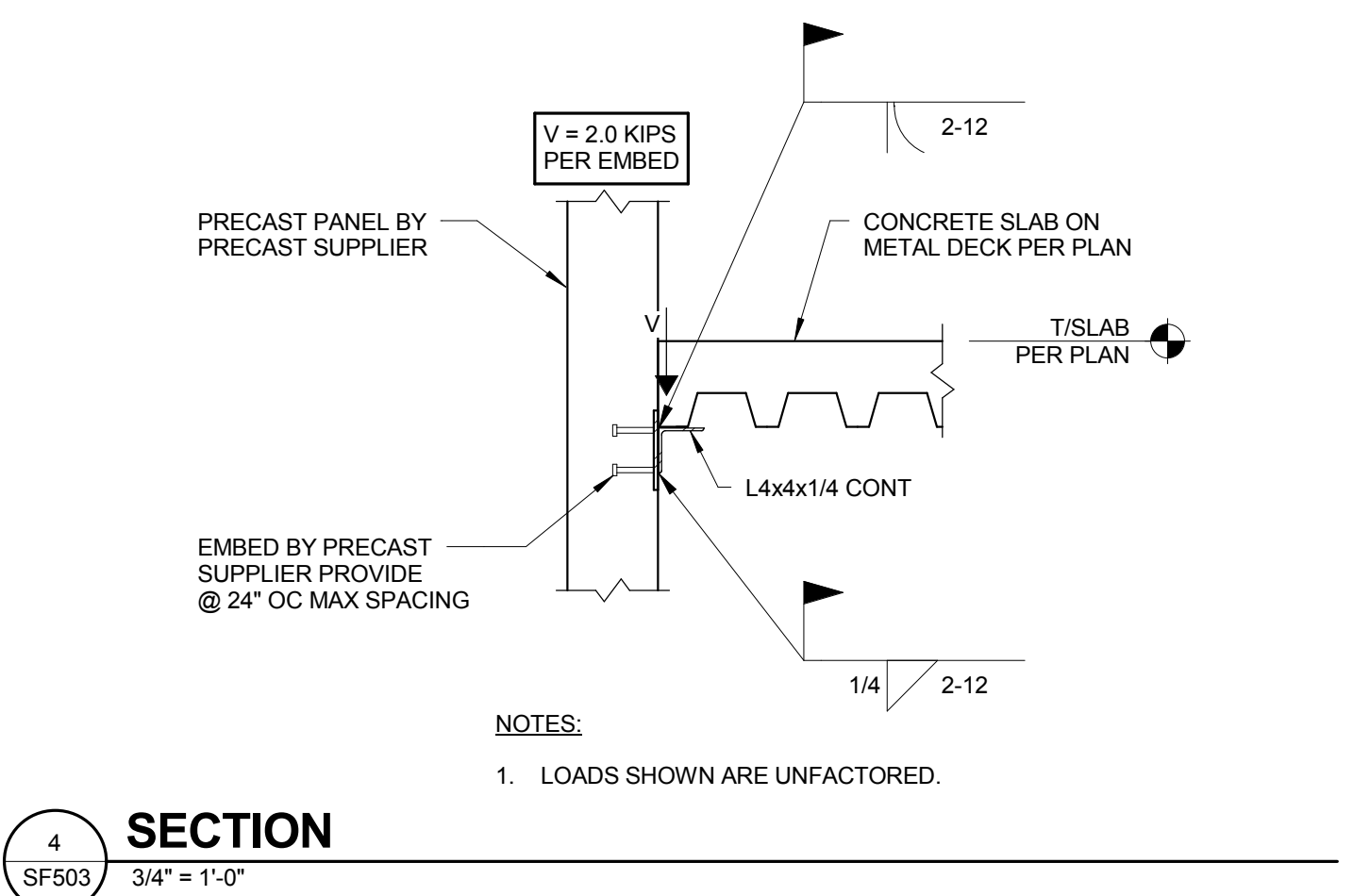
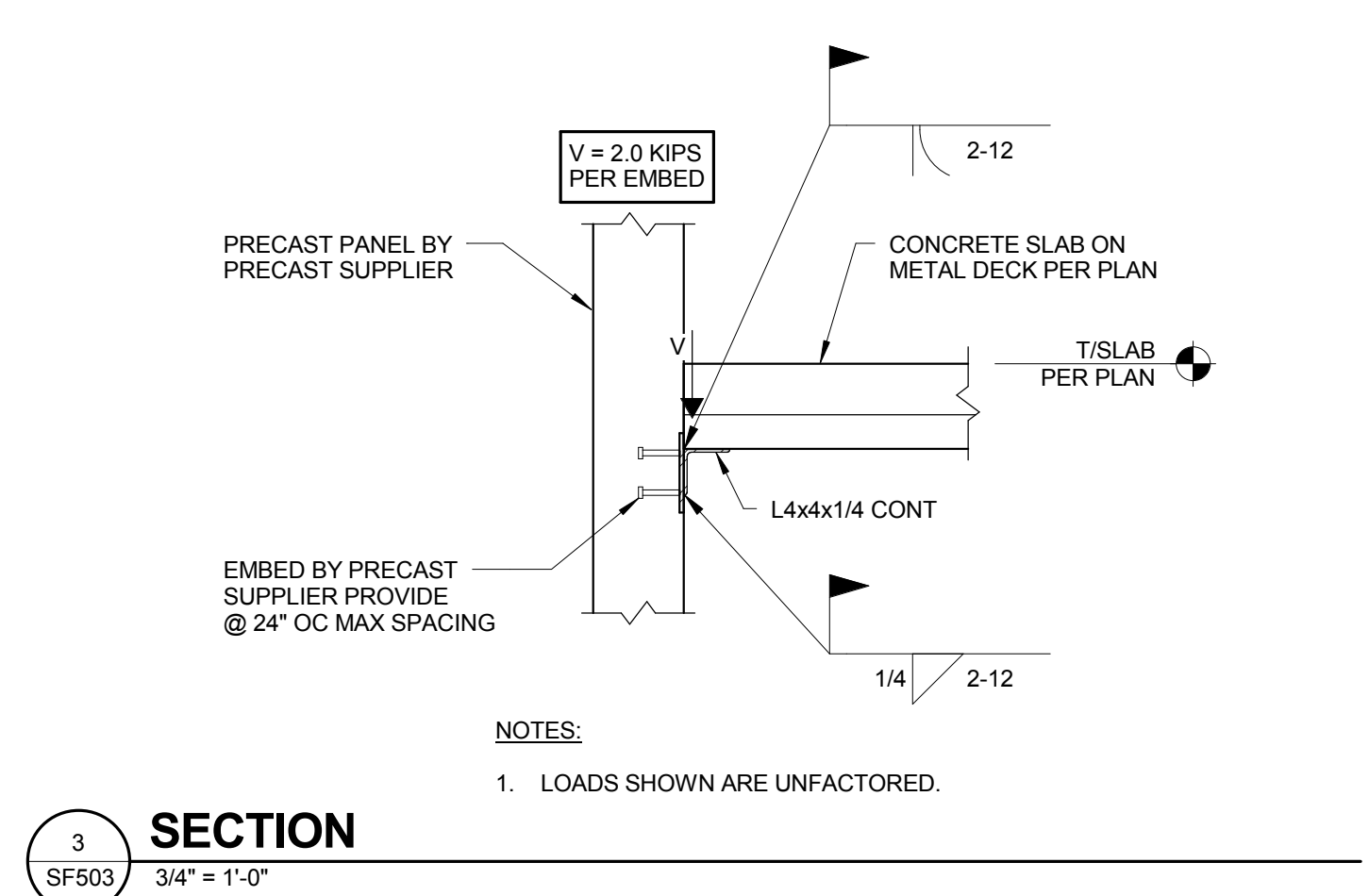
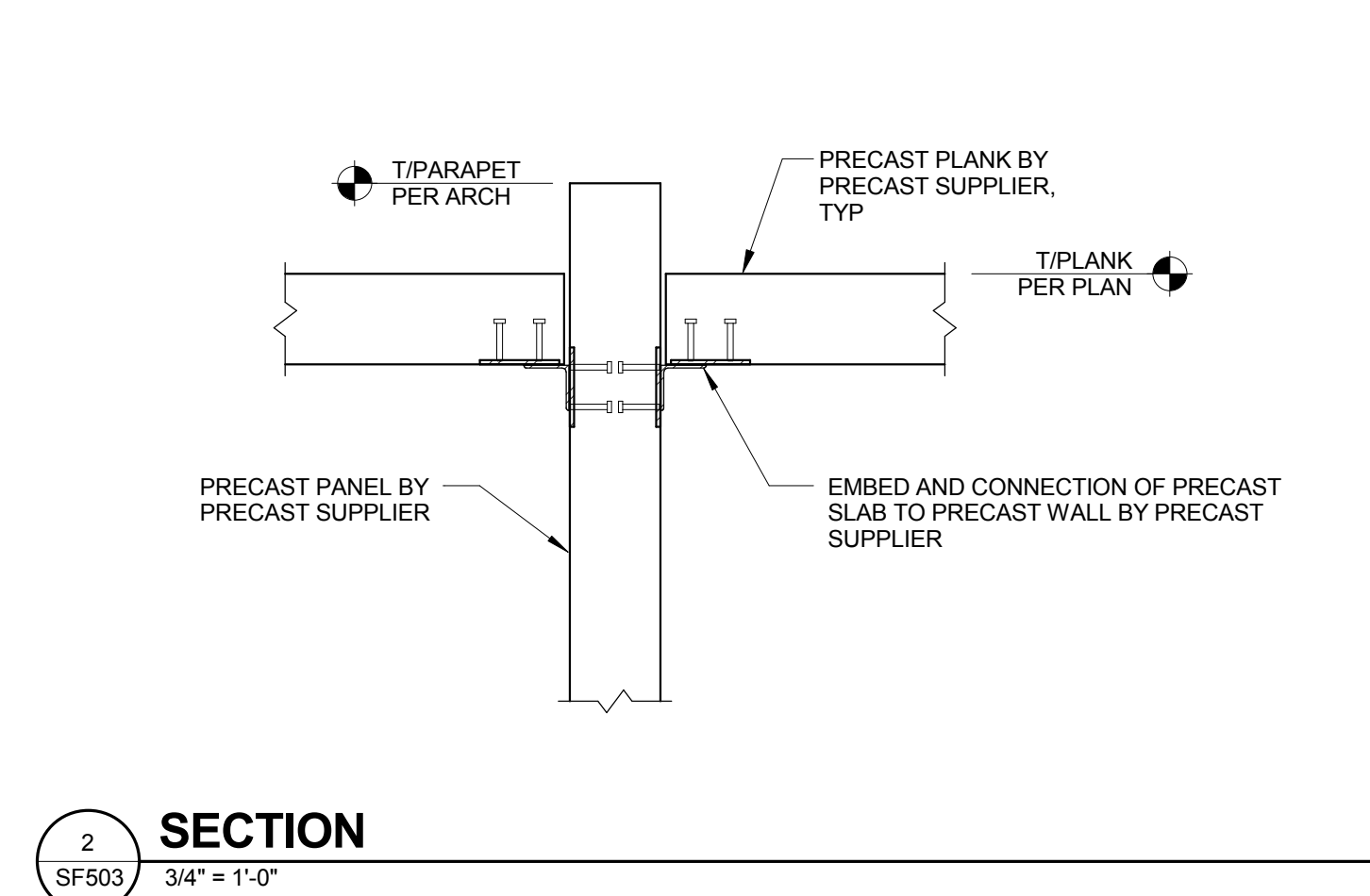
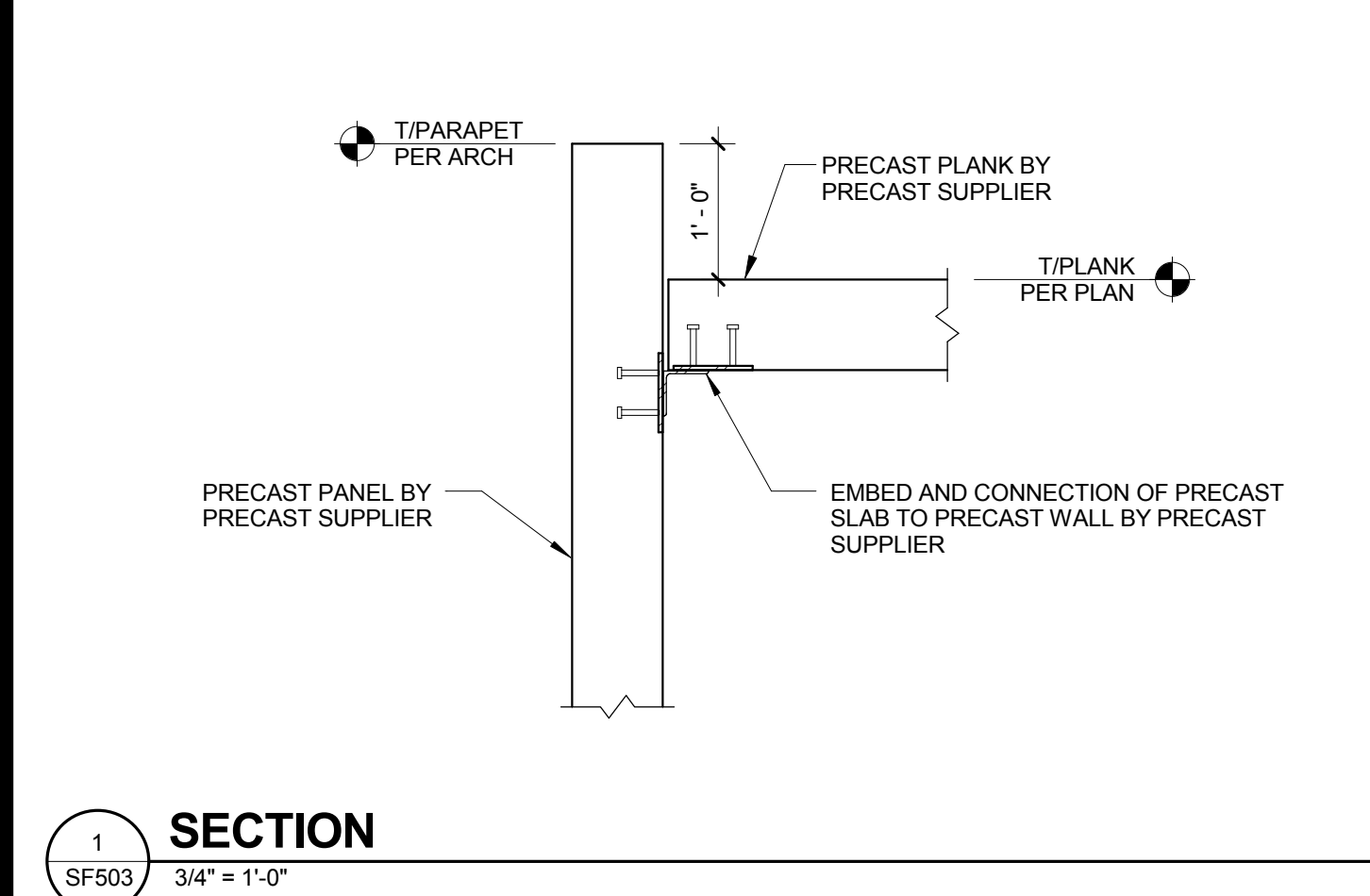
**SECTION**

1" = 1'-0"



13 SECTION  
SF502 N.T.S.

Drawing title <b>FRAMING SECTIONS AND DETAILS</b>	Project title <b>EXPAND PARKING GARAGE BUILDING# 33</b>		Project Number <b>2013.00188</b>	<b>OFFICE OF FACILITIES MANAGEMENT</b>
			Building Number <b>Bldg 33</b>	
Approved for Design Concept: <b>MICHAEL JAKUBIAK PROJECT ENGINEER 919-286-0411</b>	Location <b>Durham VAMC</b>		Drawing Number <b>SF502</b>	VA Project Number <b>558-318</b>
	Date <b>08/05/2015</b>	Checked By: <b>JAP</b>	Drawn By: <b>BGC</b>	 <b>Department of Veterans Affairs</b>



<b>REVISION 1</b> Revisions: 08/05/2015 Date		 Durham VAMC Dept. of Veterans Affairs 508 Fulton Street Durham, NC 27705	 08/05/2014	<b>Structural</b> AMERICAN STRUCTUREPOINT 7260 Shadeland Station Indianapolis, IN 46256 Tele: 317-547-5580	<b>MEP Engineer</b> APOGEE CONSULTING GROUP 1151 Kildaire Farm Road, Suite 120 Cary, NC 27511 Tele: 919-858-7420	<b>Civil Engineer</b> GUIDON DESIGN INC. 905 N. Capitol Ave, Suite 100 Indianapolis, IN 46204 Tele: 317-800-6388	<b>Functional Design</b> CARL WALKER INC. 14045 Ballantyne Corp. Place, Suite 380 Charlotte, NC 28277 Tele: 704-716-8000	<b>PROJECT LEADER/ARCHITECT:</b>  905 N. CAPITOL AVE. SUITE 100 INDIANAPOLIS, IN 46204 317.800.6388 WWW.GUIDONDESIGN.COM SUSTAINABLE ARCHITECTURE + ENGINEERING	<b>Drawing Title</b> FRAMING SECTIONS AND DETAILS <b>Approved for Design Concept:</b> MICHAEL JAKUBIAK PROJECT ENGINEER 919-286-0411	<b>Project Title</b> EXPAND PARKING GARAGE BUILDING# 33 <b>Location</b> Durham VAMC <b>Date</b> 08/05/2015 <b>Checked By:</b> JAP <b>Drawn By:</b> BGC	<b>Project Number</b> 2013.00188 <b>Building Number</b> Bldg 33 <b>Drawing Number</b> SF503	<b>OFFICE OF FACILITIES MANAGEMENT</b> VA Project Number 558-318 
--	--	---	--	--	--	--	--	--	---	---	--	--

A

B

C

D

E

F

A

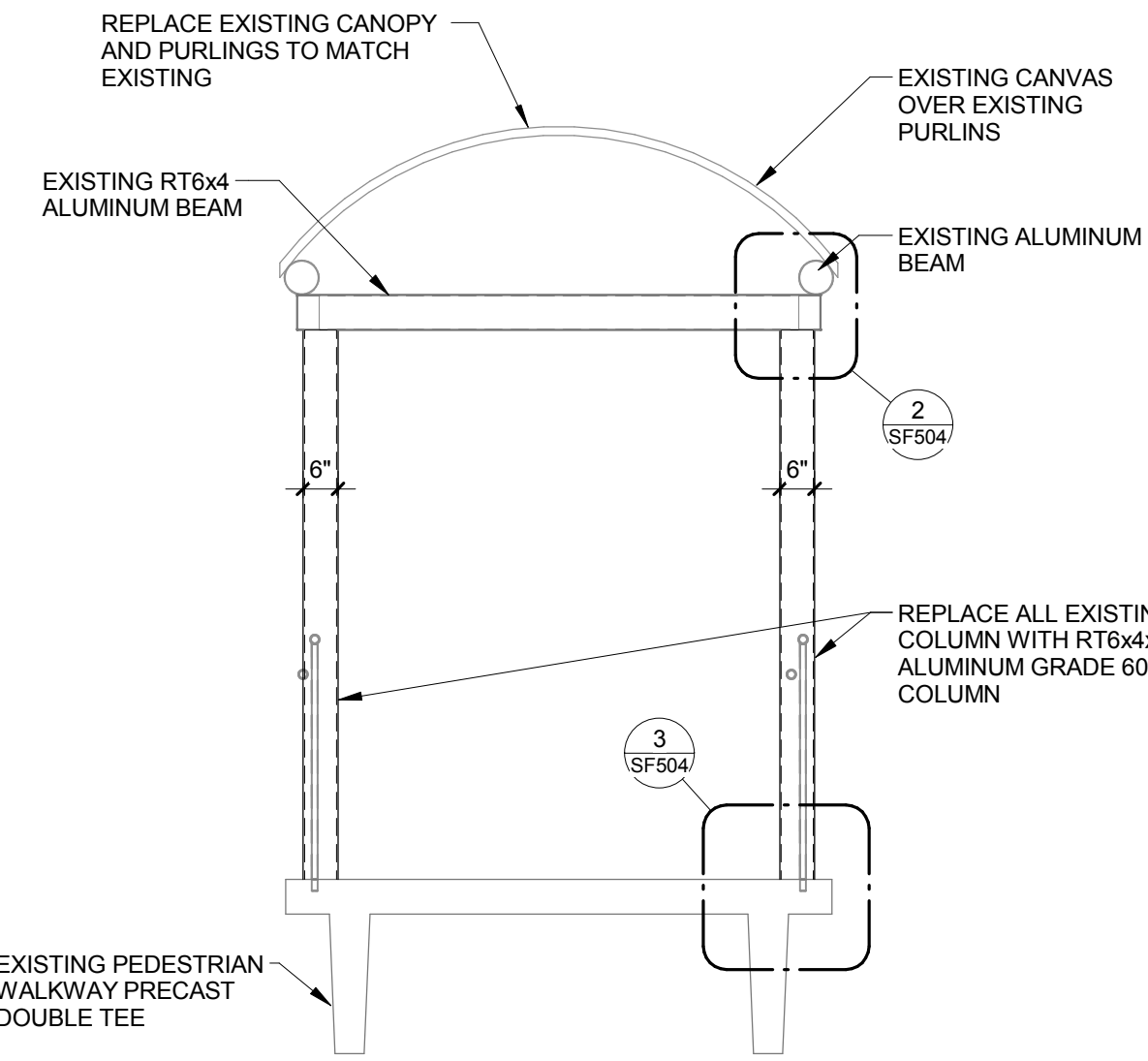
B

C

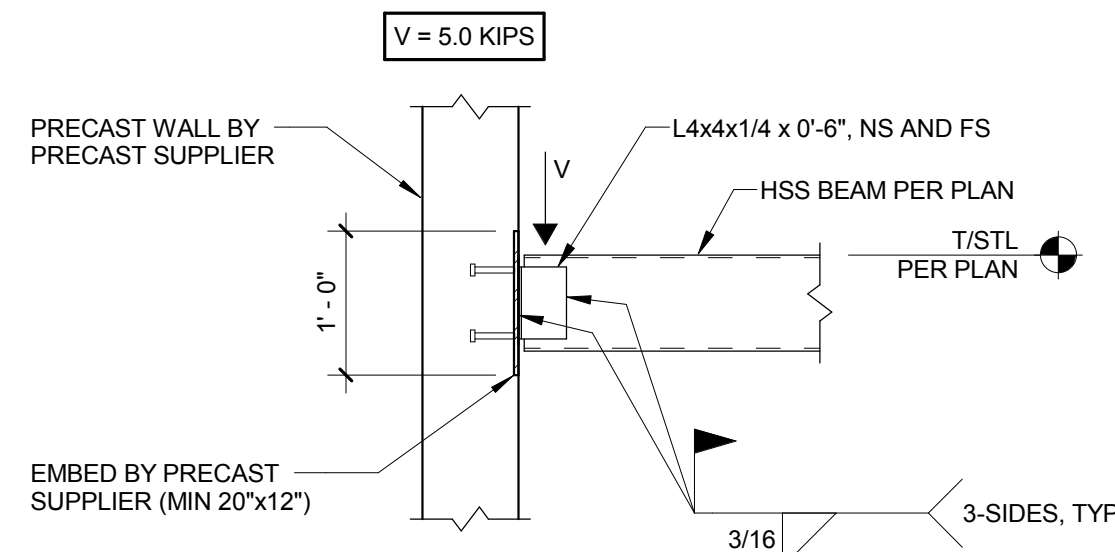
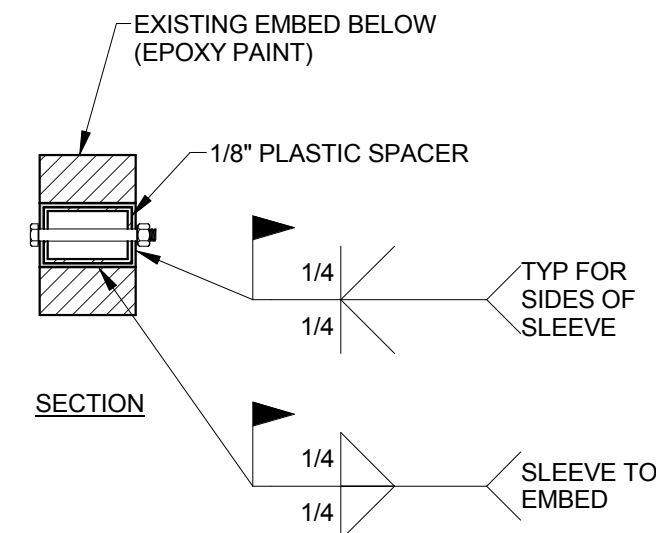
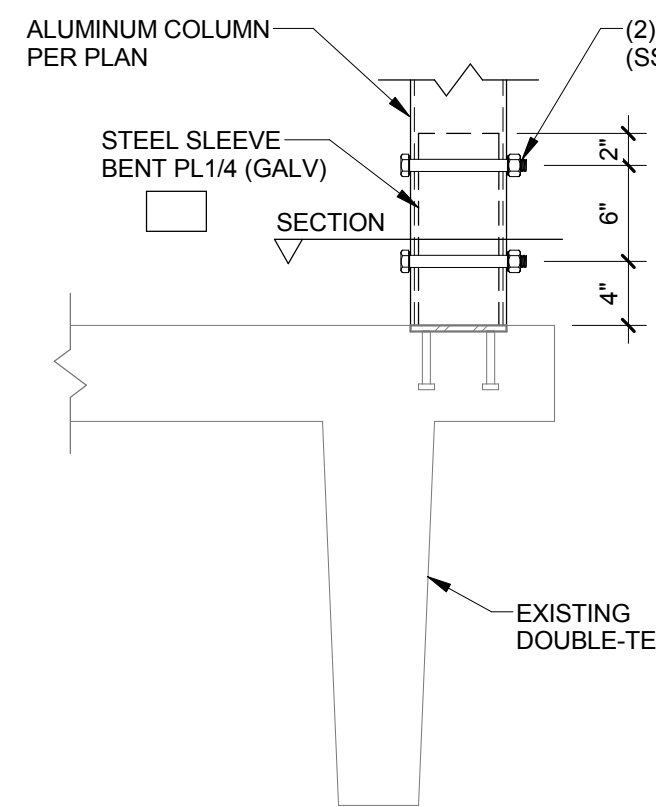
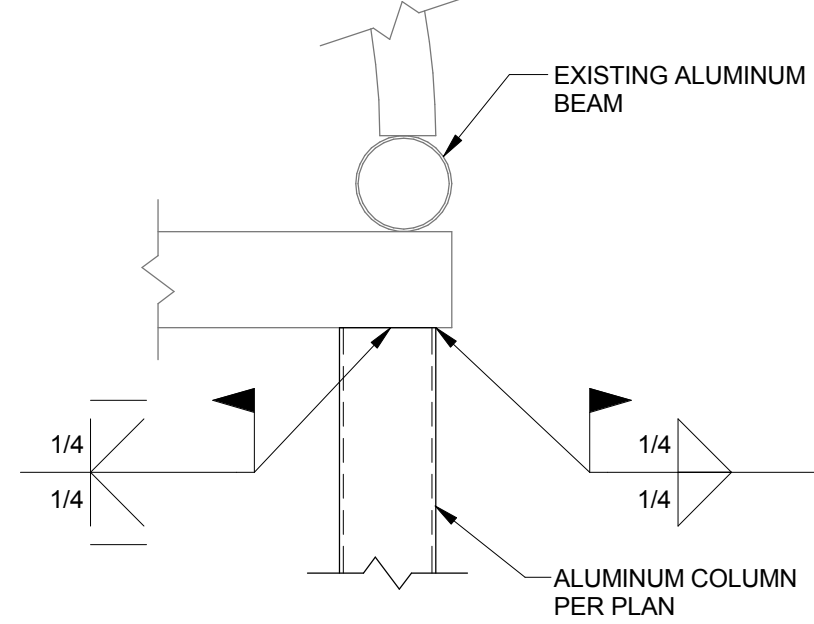
D

E

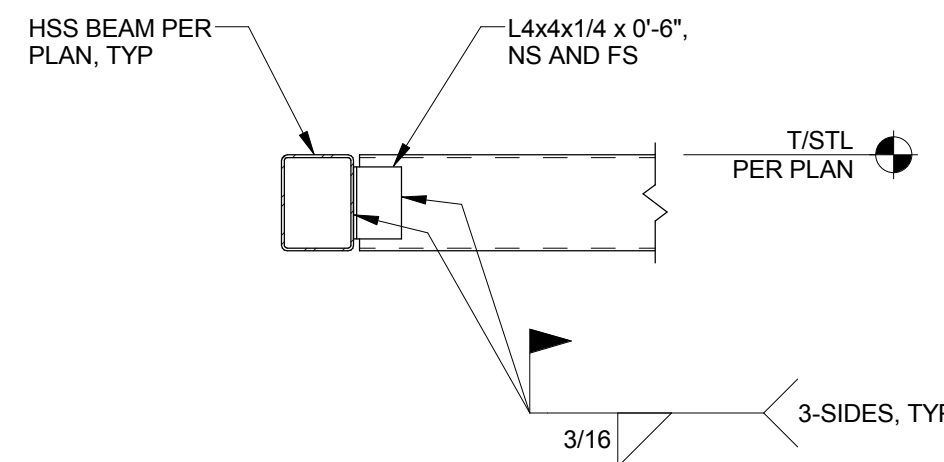
F



NOTE: REFINISH ALL ALUMINUM MEMBERS TO MATCH EXISTING WHERE MODIFICATIONS OCCUR.



NOTE: REACTIONS ARE UNFACTORED.



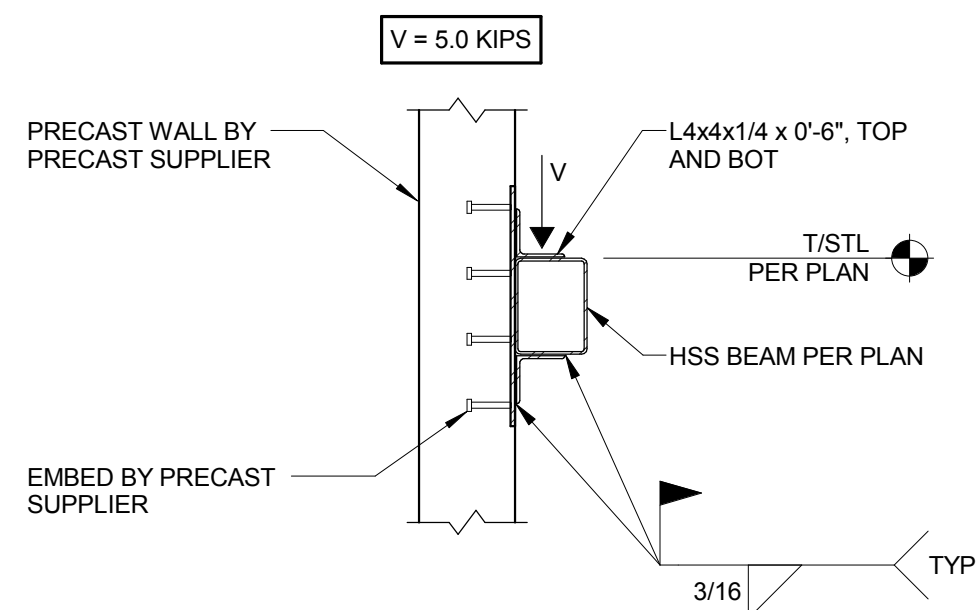
1 SF504 PEDESTRIAN WALKWAY SECTION 3/8" = 1'-0"

2 SF504 ENLARGED DETAIL 1" = 1'-0"

3 SF504 ENLARGED DETAIL 1" = 1'-0"

4 SF504 SECTION 3/4" = 1'-0"


5 SF504 SECTION 3/4" = 1'-0"




NOTE: REACTIONS ARE UNFACTORED.

6 SF504 SECTION 3/4" = 1'-0"

REVISION 1	08/05/2015
Revisions:	Date



Durham VAMC Dept. of Veterans Affairs  
508 Fulton Street  
Durham, NC 27705



Structural	MEP Engineer	Civil Engineer	Functional Design
AMERICAN STRUCTUREPOINT	APOGEE CONSULTING GROUP	GUIDON DESIGN INC.	CARL WALKER INC.
7260 Shadeland Station Indianapolis, IN 46256	1151 Kildaire Farm Road, Suite 120, Cary, NC 27511	905 N. Capitol Ave. Suite 100 Indianapolis, IN 46204	14045 Ballantyne Corp. Place, Suite 380 Charlotte, NC 28277
Tele: 317-547-5580	Tele: 919-858-7420	Tele: 317-800-6388	Tele: 704-716-8000

PROJECT LEADER/ARCHITECT:

**GUIDON** DESIGN

905 N. CAPITOL AVE. SUITE 100 INDIANAPOLIS, IN 46204  
317.800.6388 WWW.GUIDONDESIGN.COM  
SUSTAINABLE ARCHITECTURE + ENGINEERING

BID SET

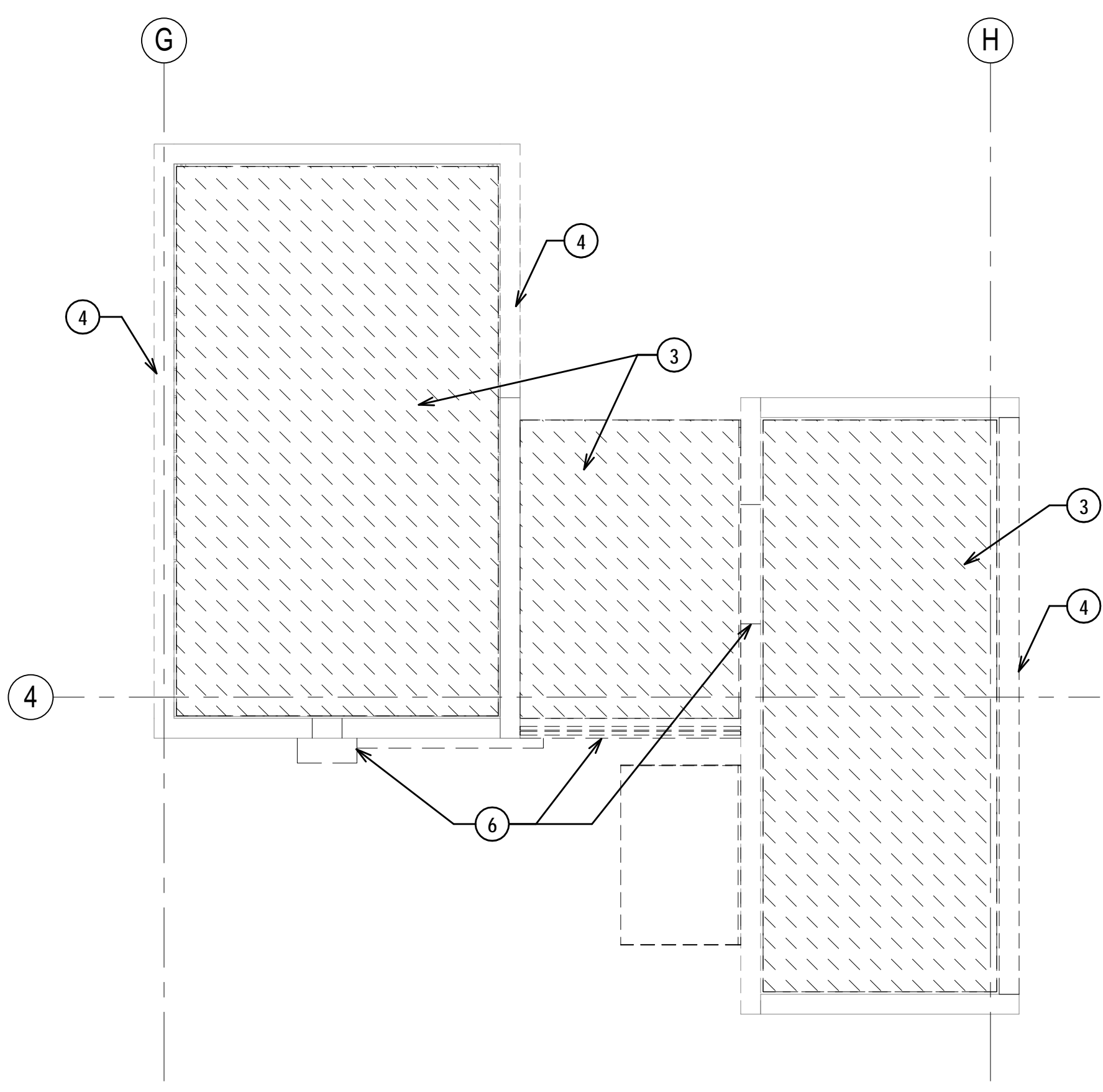
Drawing Title <b>FRAMING SECTIONS AND DETAILS</b>	Project Title EXPAND PARKING GARAGE BUILDING# 33	Project Number 2013.00188	Office of Facilities Management
Approved for Design Concept: MICHAEL JAKUBIAK PROJECT ENGINEER 919-286-0411	Location Durham VAMC	Building Number Bldg 33	VA Project Number 558-318
Date 08/05/2015	Checked By: JAP	Drawing Number SF504	Department of Veterans Affairs



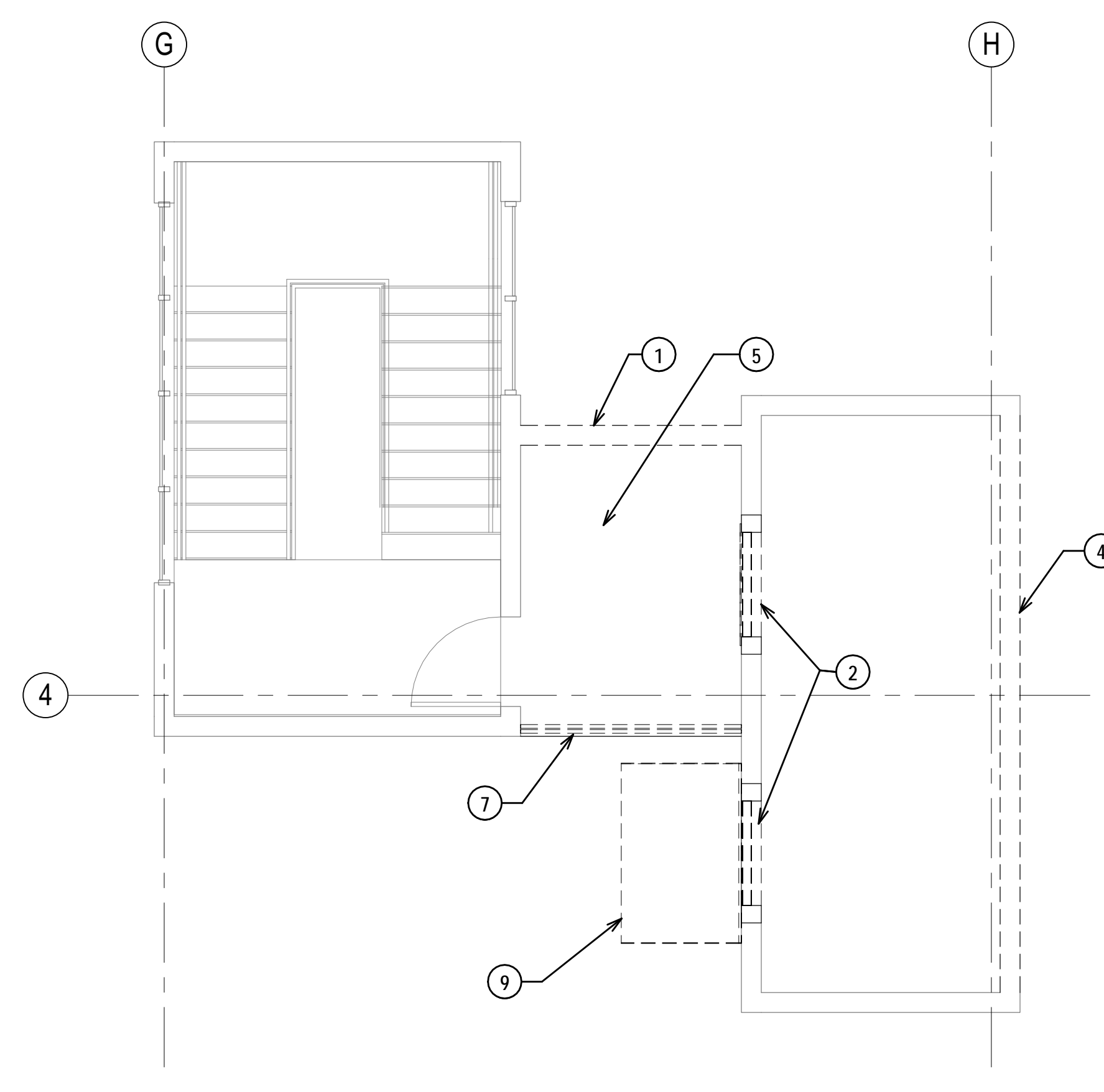




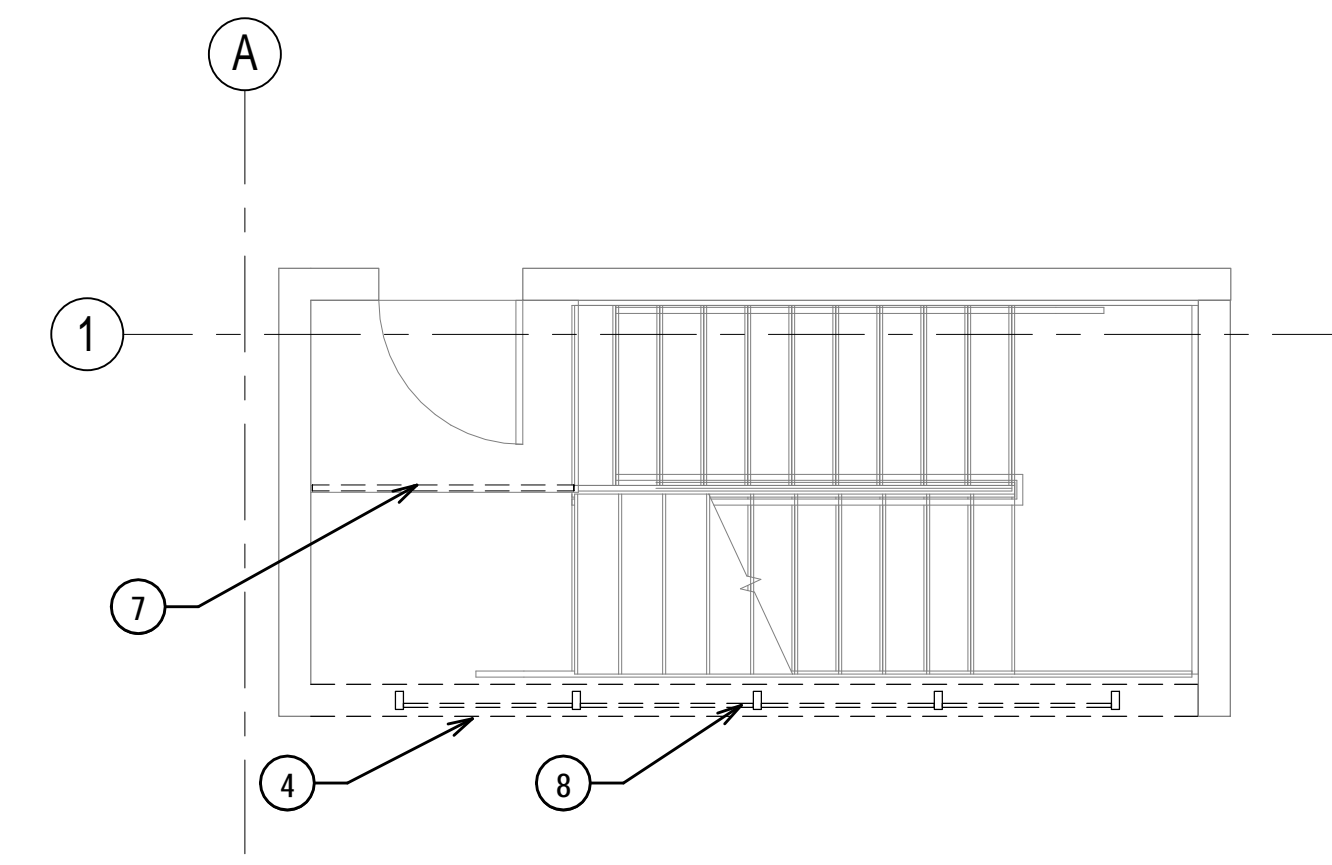
three inches = one foot  
one and one half inches = one foot  
one inch = one foot  
three quarters inch = one foot  
one half inch = one foot  
three eighths inch = one foot  
one quarter inch = one foot  
one eighth inch = one foot



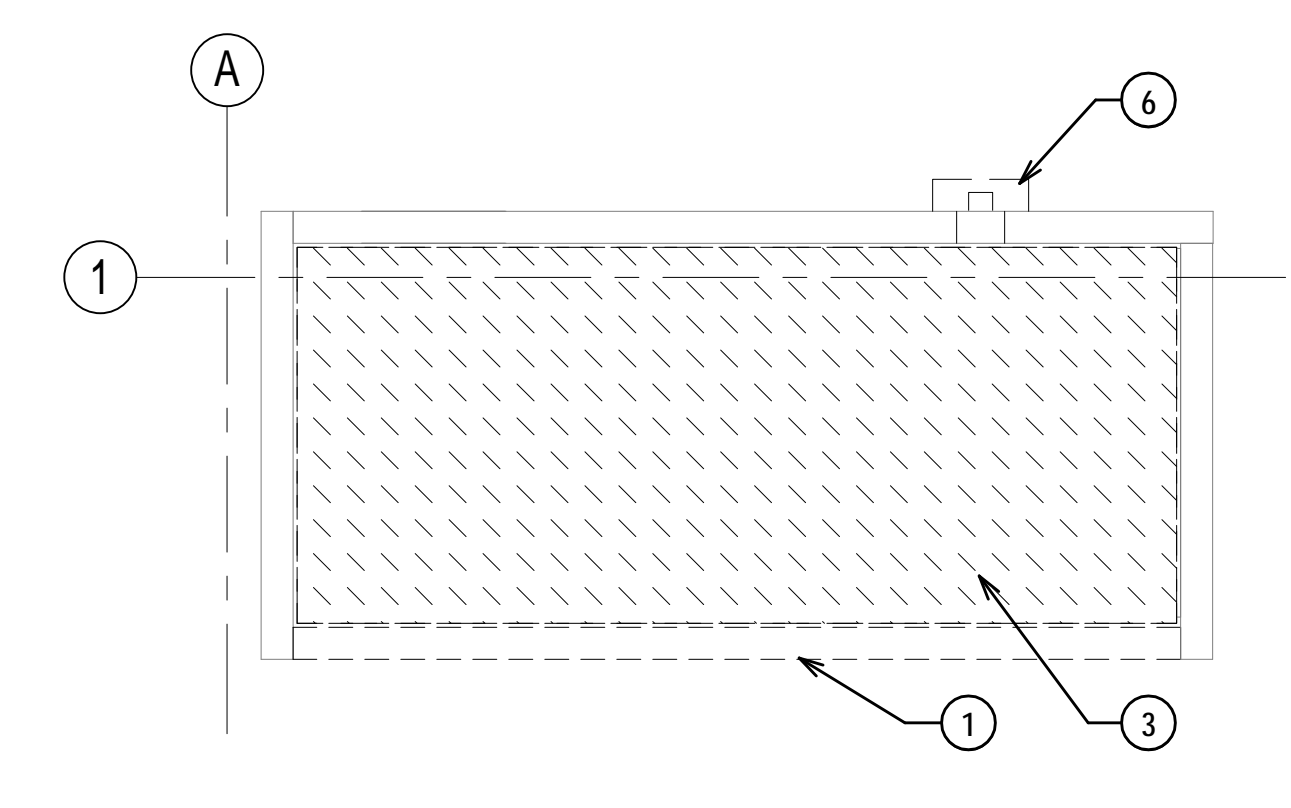
NE STAIR EXISTING LEVEL 4 ROOF DEMO PLAN  
1/4" = 1'-0"



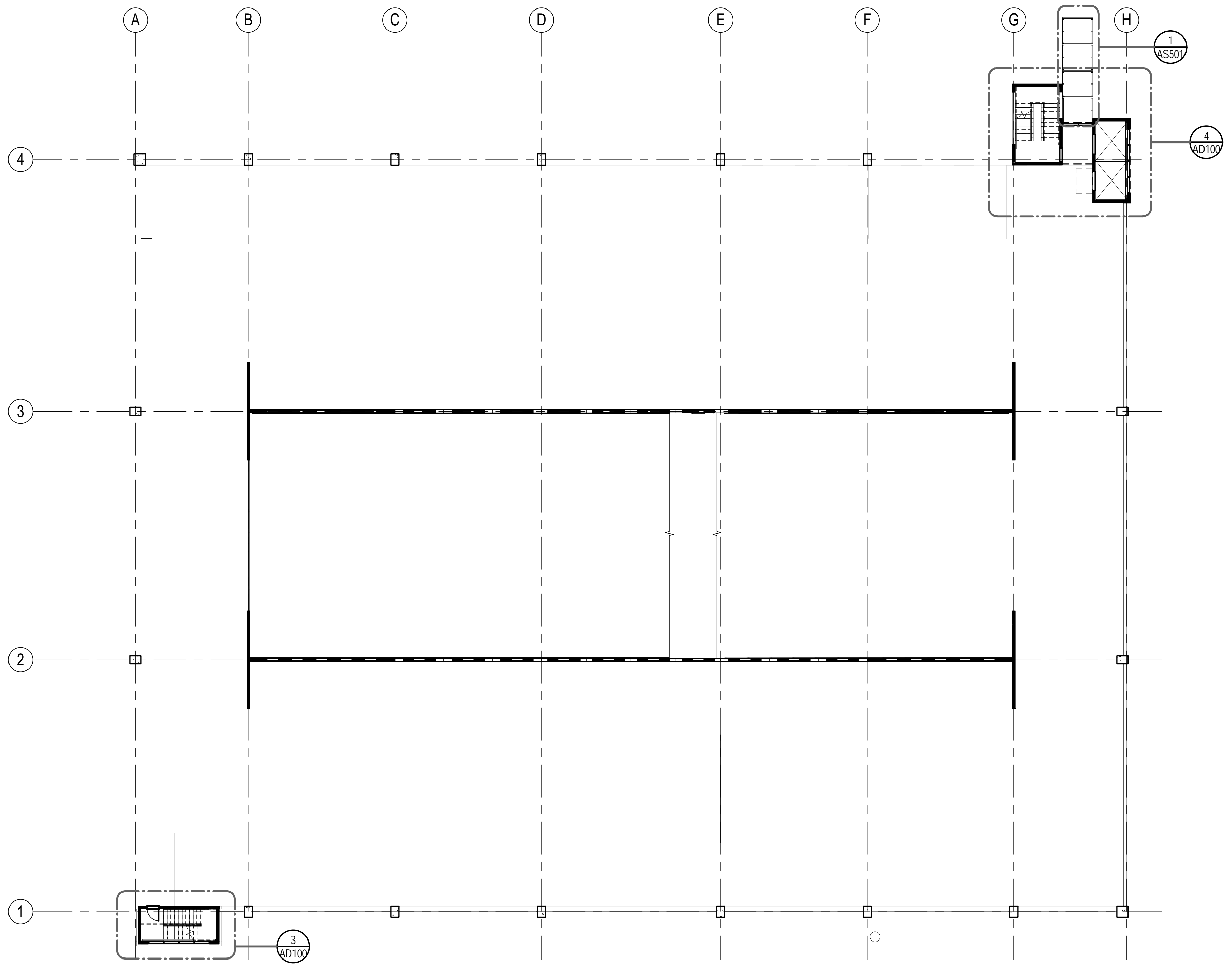
NE STAIR EXISTING LEVEL 4 DEMO PLAN  
1/4" = 1'-0"



SW STAIR EXISTING LEVEL 3 DEMO PLAN  
1/4" = 1'-0"



SW STAIR EXISTING LEVEL 3 ROOF DEMO PLAN  
1/4" = 1'-0"

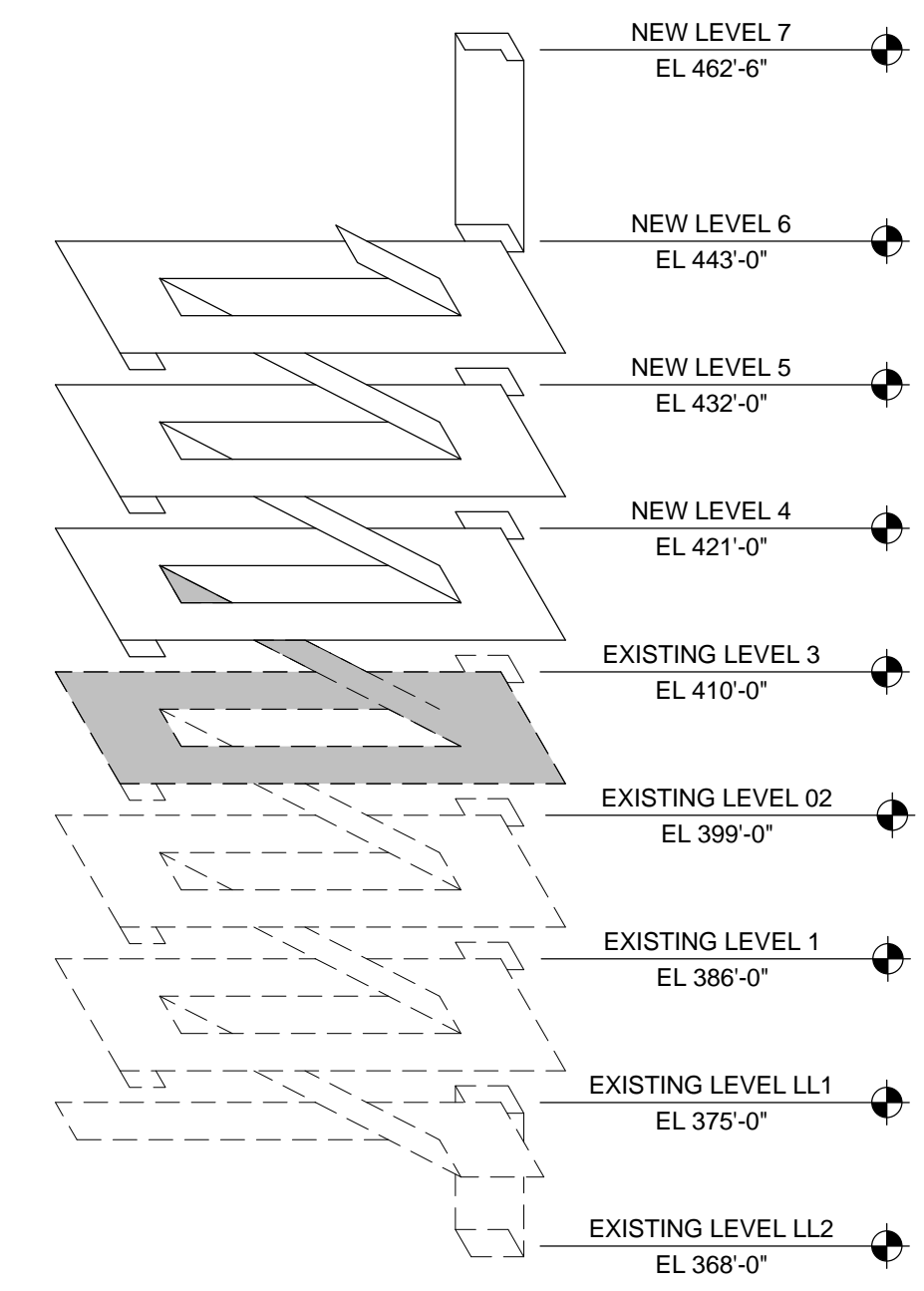


EXISTING LEVEL 3 ROOF PLAN  
1/16" = 1'-0"

**DEMOLITION LEGEND**

	REMOVE EXISTING DOOR & HM FRAME. SALVAGE DOOR & HARDWARE FOR REUSE AS INDICATED		REMOVE EXISTING WALL AS REQUIRED FOR OPENING		REMOVE EXISTING WINDOW IN ITS ENTIRETY
	REMOVE EXISTING WALL IN ITS ENTIRETY		REMOVE EXISTING METAL STUD PARTITION IN ITS ENTIRETY		REMOVE EXISTING CONCRETE SLAB AS INDICATED FOR PROPOSED WORK RE: STRUCTURAL

- DEMOLITION KEY NOTES**
- REMOVE EXISTING PRECAST PANEL, RE: STRUCTURAL
  - REMOVE AND SALVAGE EXISTING LOUVERS FOR REUSE, RE: MECHANICAL
  - REMOVE ROOFING, PARAPET CAP AND ASSOCIATED STRUCTURE
  - REMOVE EXISTING PRECAST PANEL ABOVE CURTAINWALL
  - EXISTING PRECAST FLOOR TO REMAIN. PROTECT IN PLACE
  - REMOVE EXISTING SCUPPER, GUTTER AND DOWNSPOUTS.
  - REMOVE EXISTING GUARDRAIL
  - REMOVE EXISTING CURTAINWALL, FLASHING, AND SEALANT.
  - REMOVE EXISTING FABRIC AWNING AND SALVAGE FOR REINSTALLATION. REPLACE FABRIC WITH NEW, COLOR TO MATCH EXISTING.



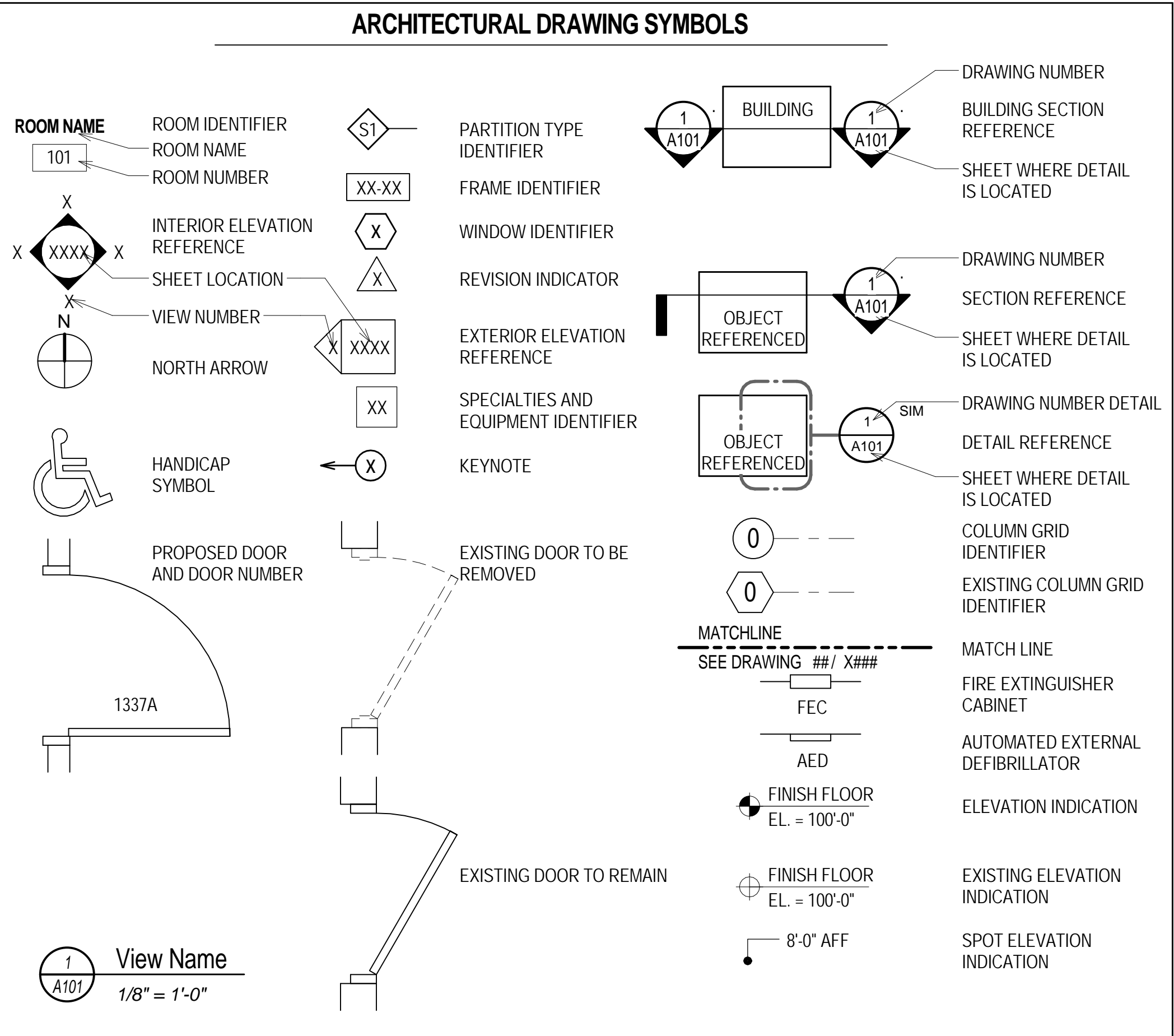
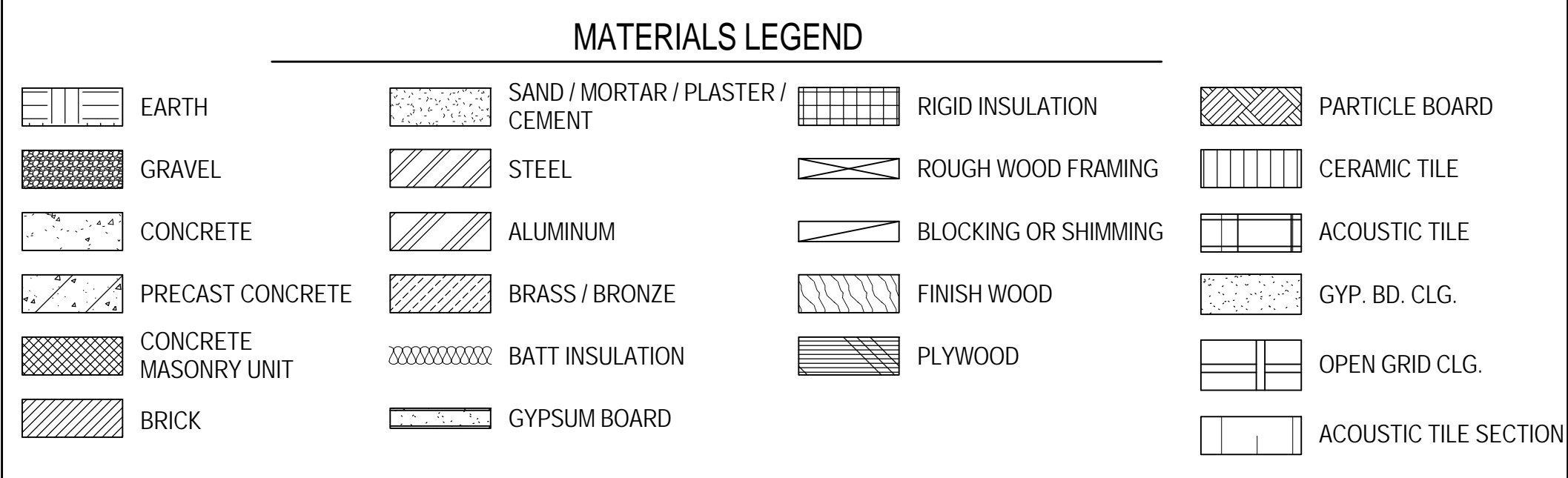
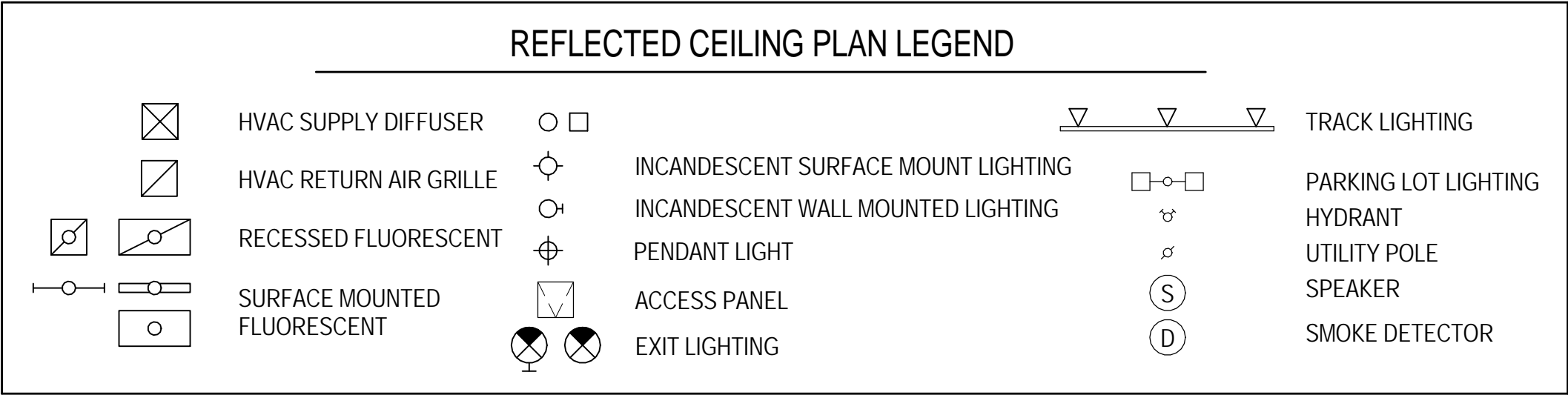
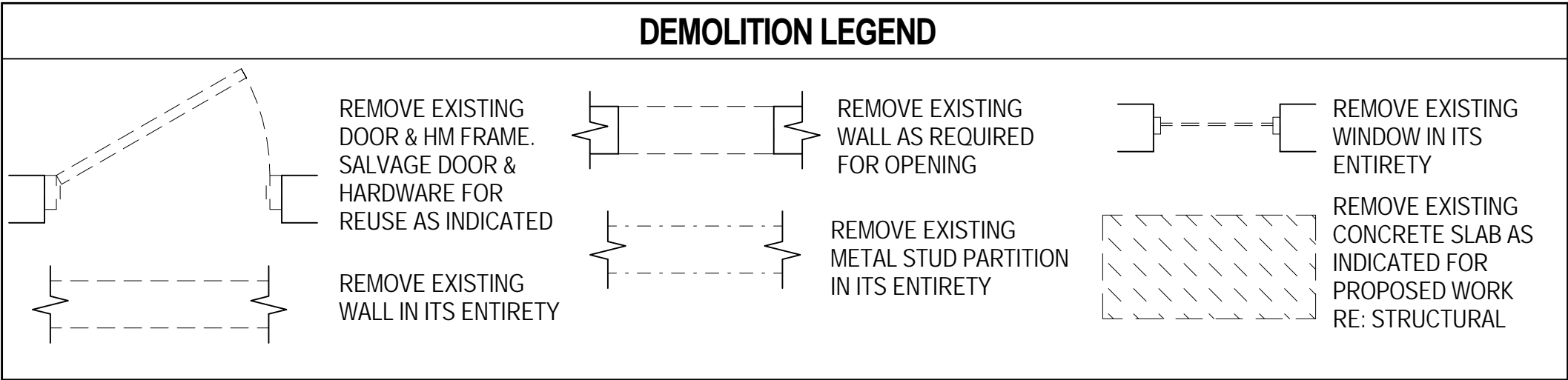
ISOMETRIC KEYPLAN

<div>Revisions:</div> <table border="1"><tr><td> </td><td> </td></tr><tr><td> </td><td> </td></tr><tr><td> </td><td> </td></tr><tr><td> </td><td> </td></tr></table> <div>Date</div>									<div>Durham VAMC Dept. of Veterans Affairs 508 Fulton Street Durham, NC 27705</div>	<div>MIKE J. LEISING REGISTERED ARCHITECT No. AR10700921 STATE OF INDIANA</div>	<table border="0"><tr><td><b>Structural</b></td><td><b>MEP Engineer</b></td><td><b>Civil Engineer</b></td><td><b>Functional Design</b></td></tr><tr><td>AMERICAN STRUCTUREPOINT</td><td>APOGEE CONSULTING GROUP</td><td>GUIDON DESIGN INC.</td><td>CARL WALKER INC.</td></tr><tr><td>7260 Shadeland Station Indianapolis, IN 46256</td><td>1151 Kildaire Farm Road, Suite 120, Cary, NC 27511</td><td>905 N. Capitol Ave. Suite 100 Indianapolis, IN 46204</td><td>14045 Ballantyne Corp. Place, Suite 380 Charlotte, NC 28277</td></tr><tr><td>Tele: 317-547-5580</td><td>Tele: 919-858-7420</td><td>Tele: 317-800-6388</td><td>Tele: 704-716-8000</td></tr></table>	<b>Structural</b>	<b>MEP Engineer</b>	<b>Civil Engineer</b>	<b>Functional Design</b>	AMERICAN STRUCTUREPOINT	APOGEE CONSULTING GROUP	GUIDON DESIGN INC.	CARL WALKER INC.	7260 Shadeland Station Indianapolis, IN 46256	1151 Kildaire Farm Road, Suite 120, Cary, NC 27511	905 N. Capitol Ave. Suite 100 Indianapolis, IN 46204	14045 Ballantyne Corp. Place, Suite 380 Charlotte, NC 28277	Tele: 317-547-5580	Tele: 919-858-7420	Tele: 317-800-6388	Tele: 704-716-8000	<div>PROJECT LEADER/ARCHITECT:</div> <div><b>GUIDON DESIGN</b></div> <div>905 N. CAPITOL AVE. SUITE 100 INDIANAPOLIS, IN 46204 317.800.6388 WWW.GUIDONDESIGN.COM</div> <div>SUSTAINABLE ARCHITECTURE + ENGINEERING</div>	<div>Drawing Title</div> <div>DEMOLITION PLANS</div> <div>Approved for Design Concept:</div> <div>MICHAEL JAKUBIAK PROJECT ENGINEER 919-286-0411</div>	<div>Project Title</div> <div>EXPAND PARKING GARAGE BUILDING# 33</div> <div>Location</div> <div>Durham VAMC</div> <div>Date</div> <div>08/05/2015</div> <div>Checked By:</div> <div>STW</div> <div>Drawn By:</div> <div>ARO</div>	<div>Project Number</div> <div>13.1058</div> <div>Building Number</div> <div>Bldg 33</div> <div>Drawing Number</div> <div>AD100</div>	<div>OFFICE OF FACILITIES MANAGEMENT</div> <div>VA Project Number</div> <div>558-318</div> <div> Department of Veterans Affairs</div>
<b>Structural</b>	<b>MEP Engineer</b>	<b>Civil Engineer</b>	<b>Functional Design</b>																													
AMERICAN STRUCTUREPOINT	APOGEE CONSULTING GROUP	GUIDON DESIGN INC.	CARL WALKER INC.																													
7260 Shadeland Station Indianapolis, IN 46256	1151 Kildaire Farm Road, Suite 120, Cary, NC 27511	905 N. Capitol Ave. Suite 100 Indianapolis, IN 46204	14045 Ballantyne Corp. Place, Suite 380 Charlotte, NC 28277																													
Tele: 317-547-5580	Tele: 919-858-7420	Tele: 317-800-6388	Tele: 704-716-8000																													
BID SET																																

BID ALTERNATE LIST	
ALT #1	DO NOT INSTALL SILANE SEALER
ALT #2	DO NOT PROVIDE ANY THINSET BRICK AT EXTERIOR PRECAST PANELS, ALL SIDES.
ALT #3	DO NOT PROVIDE RE-STRIPING OF EXISTING GARAGE LEVELS
ALT #4	DO NOT PROVIDE CONCRETE STRUCTURE ON LEVEL 6 BETWEEN COLUMN LINES 2 & 3, AND COLUMN LINES E & G
ALT #5	DO NOT EXTEND ELEVATOR AND ASSOCIATED SHAFT TO LEVEL 6. REDUCE STAIR TOWER BY ONE LEVEL TO PROVIDE ACCESS TO MACHINE ROOM.
ALT #6	DO NOT PROVIDE CONCRETE STRUCTURE ON LEVEL 6 BETWEEN COLUMN LINES 1 & 2, AND COLUMN LINES B & H
ALT #7	DO NOT PROVIDE CONCRETE STRUCTURE ON LEVEL 6 BETWEEN COLUMN LINES 2 & 3, AND COLUMN LINES G & H
ALT #8	DO NOT PROVIDE CONCRETE STRUCTURE ON LEVEL 6 BETWEEN COLUMN LINES 1 & 2, AND COLUMN LINES A & B. REDUCE STAIR TOWER BY ONE LEVEL TO LEVEL 5.

ARCHITECTURAL ABBREVIATIONS

A/C	AIR CONDITIONING	D	DRYER	GA	GAUGE	M & BH	MOP AND BROOM HOLDER	QA	QUALITY ASSURANCE	T	TREAD
ACOUS	ACOUSTICAL	DEG	DEGREE	GALV	GALVANIZED	MAINT	MAINTENANCE	QT	QUARRY TILE	TB	TACKBOARD
ACT	ACOUSTICAL CEILING TILE	DEM	DEMOLITION	GB	GRAB BAR	MATL	MATERIAL	R	R-VALUE (INSULATION),	T&B	TOP AND BOTTOM
AD	AREA DRAIN	DEPT	DEPARTMENT	GC	GENERAL CONTRACTOR	MAX	MAXIMUM	RB	RADIUS, RISER	T&G	TONGUE AND GROOVE
ADA	AMERICANS WITH	DET	DETAIL	GD	GARBAGE DISPOSAL	MB	MARKER BOARD	RCP	REFLECTED CEILING PLAN	TBD	TO BE DETERMINED
ADA	DISABILITIES ACT	DF	DRINKING FOUNTAIN	GF CMU	GROUND FACE CMU	MECH	MECHANICAL	RD	ROOF DRAIN	TD	TUBULAR DAYLIGHTING DEVICE
A&E	ARCHITECT AND ENGINEERS	DIA	DIAMETER	GFCI	GROUND FAULT CIRCUIT	MEPF	MECHANICAL, ELECTRICAL, PLUMBING,	RE-	REFERENCE	TEL	TELEPHONE
AFF	ABOVE FINISH FLOOR	DIAG	DIAGONAL	GI	GALVANIZED IRON	MFR	MANUFACTURER	REC	RECESSED	TEMP	TEMPERATURE
AFG	ABOVE FINISHED GRADE	DISP	DISPENSER	GL	GLASS	MH	MANHOLE	REBAR	REINFORCING BAR	THRU	THROUGH
AHJ	AUTHORITIES HAVING	DIV	DIVISION	GL BLK	GLASS BLACK	MN	MINIMUM	RECE	RECEIVED	TO	TOP OF
	JURISDICTION	DN	DOWN	GLU LAM	GLUE LAMINATED WOOD	MIRR	MIRROR	RECP	RECEPTACLE	TOW	TOP OF WALL
AHU	AIR HANDLING UNIT	DR	DOOR	GROUND	GROUND	MSC	MISCELLANEOUS	REF	REFRIGERATOR	TTD	TOILET TISSUE DISPENSER
ALT	ALTERNATIVE	DS	DOWNSPOUT	GT	GROUT	MO	MASONRY OPENING	REG	REGISTER	TV	TELEVISION
ALT TRANS	ALTERNATIVE TRANSPORTATION	DW	DISHWASHER	GYP BD	GYPSUM BOARD	MSB	MOP SERVICE BASIN	REINF	REINFORCE	TYP	TYPICAL
ALUM	ALUMINUM	DWG	DRAWING			MTD	MOUNTED	READ	REQUIRED	UGND	UNDERGROUND
ANOD	ANODIZED					MTL	METAL	RESIL	RESILIENT	UL	UNFINISHED
APPROX	APPROXIMATE	E	EAST					REV	REVISION	UNFIN	UNFINISHED
ARCH	ARCHITECTURAL	(E)	EXISTING					RT	RUBBER STAIR TREAD	UNO	UNLESS NOTED OTHERWISE
AVG	AVERAGE	EA	EACH					S	SOUTH	URN	URINAL
		EF	EXHAUST FAN					SAP	SEAMLESS ACRYLIC FLOORING		
BB	BULLETIN BOARD	EIFS	EXTERIOR INSULATION					SAT	SUSPENDED ACOUSTICAL PANELS		
BD	BOARD	EJ	EXPANSION JOINT					SB	SPLASHBLOCK	VB	VINYL BASE
BG	BUMPER GUARD	EL	ELEVATION					SC	SEALED CONCRETE, SOLID CORE	VCT	VINYL COMPOSITION TILE
BLDG	BUILDING	ELEC	ELECTRICAL					SCHED	SCHEDULE	VERT	VERTICAL
BLKG	BLOCKING	ELEV	ELEVATOR					SCP	SCUPPER	VIF	VERIFY IN FIELD
BM	BEAM	EQ	EQUAL					SD	SOAP DISPENSER	VTR	VENT THROUGH ROOF
BO	BOTTOM OF	EQUIP	EQUIPMENT					SEAL	SEALER	VWC	VINYL WALL COVERING
BRG	BEARING	EST	ESTIMATED					SECT	SECTION		
		ETS	EXPOSED TO STRUCTURE					SF	SQUARE FOOT	W	WEST
CB	CATCH BASIN	EWC	ELECTRIC WATER COOLER					SF CMU	SPLIT-FACE CMU	W/	WITH
CBB	CEMENTITIOUS BACKER	EXH	EXHAUST					SHR	SHOWER	W/O	WITHOUT
	BOARD	EXIST	EXISTING					SHT	SHEET	WC	WATER CLOSET
CER	CERAMIC	EXP	EXPANSION					SHTG	SHEATHING	WD	WOOD
CF	CUBIC FEET	EXT	EXTERIOR					SIM	SIMILAR	WDP	WOOD PANELING
CFI	CONTRACTOR FURNISH	FA	FIRE ALARM					SL	SLOPE	WDW	WINDOW
	CONTRACTOR INSTALL	FAAP	FIRE ALARM ANNUNCIATOR PANEL					SLV	SHORT LEG VERTICAL	WF	WIDE FLANGE
CFM	CUBIC FEET PER MINUTE	FACP	FIRE ALARM CONTROL PANEL					SND	SANITARY NAPKIN DISPOSER	WGL	WIRED GLASS
CG	CORNER GUARD, CEILING	FCU	FAN COIL UNIT					SNV	SANITARY NAPKIN VENDOR	WH	WATER HEATER
	GRILLE	FD	FLOOR DRAIN					SPECS	SPECIFICATIONS	WR	WASTE RECEPTACLE,
C & G	CURB & GUTTER	FE	FIRE EXTINGUISHER					SQ	SQUARE		WATER RESISTANT
CJ	CAST IRON	FF	FIRE EXTINGUISHER CABINET					SS	STAINLESS STEEL	WS	WATER STOP
CI	CAST IN PLACE	FF & E	FURNITURE FIXTURES & EQUIPMENT					STC	SOUND TRANSMISSION CLASS	WSC	WAINSCOTT
CJ	CONTROL JOINT	FIN	FINISH					STD	STANDARD	WT	WEIGHT
CL	CENTERLINE	FIXT	FIXTURE					STL	STEEL	WWF	WELDED WIRE FABRIC
CLG	CEILING	FL	FLOW LINE					STOR	STORAGE		
CMF	CORRUGATED METAL PIPE	FLR	FLOOR					STRUC	STRUCTURAL		
CMU	CONCRETE MASONRY UNITS	FLUOR	FLUORESCENT					SUSP	SUSPENDED		
CO	CLEANOUT(S)	FO	FINISH OPENING					SV	SHEET VINYL		
COL	COLUMN	FOS	FACE OF STUD					SYM	SYMMETRICAL		
CONC	CONCRETE	FR	FIRE RATED					SYS	SYSTEM		
CONT	CONTINUOUS	FSP	FIRE STANDPIPE								
COORD	COORDINATE	FT	FOOT / FEET								
CP	CONCRETE PIPE	FTG	FOOTING								
CPT	CARPET	FURR	FURRING								
CRS	COLD ROLLED STEEL	FV	FIELD VERIFY								
CS	CAST STONE	FVC	FIRE VALVE CABINET								
CSB	CONCRETE SPLASH BLOCK	FWC	FABRIC WALL COVERING								
CSI	CONSTRUCTION SPECIFICATIONS INSTITUTE										
CT	CERAMIC TILE										
CTR	CENTER										
CU FT	CUBIC FEET										
CUH	CUBIC UNIT HEATER										
CY	CUBIC YARD										



BID SET											
PROJECT LEADER/ARCHITECT:				Drawing Title				Project Title			
<b>GUIDON DESIGN</b> 905 N. CAPITOL AVE. SUITE 100 INDIANAPOLIS, IN 46204 317.800.6388 WWW.GUIDONDESIGN.COM <b>SUSTAINABLE ARCHITECTURE + ENGINEERING</b>				ABBREVIATIONS & SYMBOLS				EXPAND PARKING GARAGE BUILDING# 33			
				Approved for Design Concept: MICHAEL JAKUBIAK PROJECT ENGINEER 919-286-0411				Durham VAMC			
				Date				Checked By:			
				08/05/2015				STW ARO			
				Drawing Number				AS002			
				Project Number				13.1058			
				Building Number				Bldg 33			
				Office of Facilities Management				VA Project Number			
				558-318				Department of Veterans Affairs			