



1112 N West Ave
Sioux Falls, SD 557104

phone (605) 336-1160
teamtsp.com

Addendum 2

Marshall - Marshalltown - Minneapolis - Rochester - Omaha - Rapid City - Sheridan - Sioux Falls

PROJECT:

Department of VA
Sioux Falls, South Dakota ED Oncology
Renovation and Expansion
Sioux Falls, South Dakota

ADDENDUM NO.

002

DATE ISSUED:

January 22, 2016

BIDS DUE:

January 27, 2016

VA PROJECT NUMBER: 263-P-1038

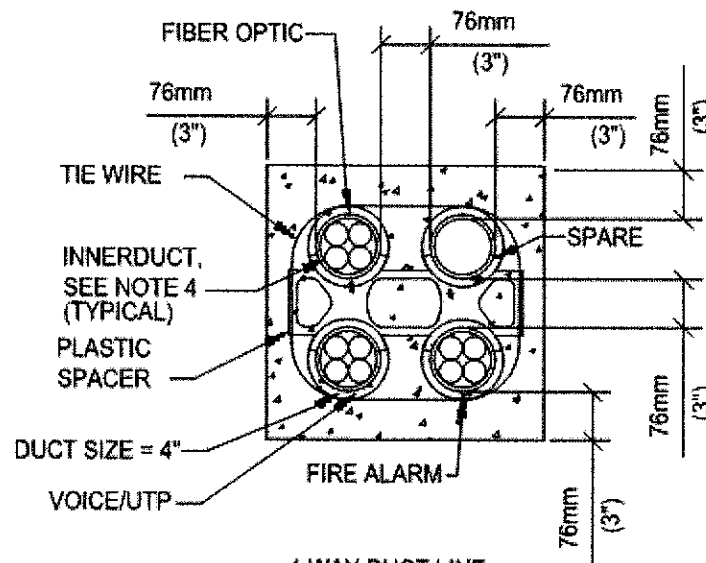
TSP PROJECT NUMBER: 04121122

The following changes or modifications are to be incorporated into and become a part of the Contract Documents. The Bidder shall note receipt and make acknowledgement of this Addendum on the Bid Proposal, incorporating these provisions in the bid.

DRAWINGS:

ITEM NO: 1: Reference Sheet 5.CD101, Site Removal and Utility Relocation Plan:

1. New Signal Duct Bank. Delete Detail reference on plan and Add the following Detail for the New Signal Duct Bank. NTS



GENERAL NOTES:

4-WAY DUCT LINE

1. CONCRETE SHALL BE 2000 P.S.I. @ 28 DAYS, OR AS SPECIFIED.
2. PROVIDE #4 REINFORCING RODS ON TOP AND BOTTOM OF DUCTS WHEN CROSSING OR PLACED IN ROADWAYS.
3. MINIMUM COVER TO TOP OF ENVELOPE SHALL BE 610mm (24") OR AS OTHERWISE SPECIFIED IN SECTION 26 05 41.
4. PROVIDE 4-INCH, 3-CELL FIBER MESH INNERDUCT.

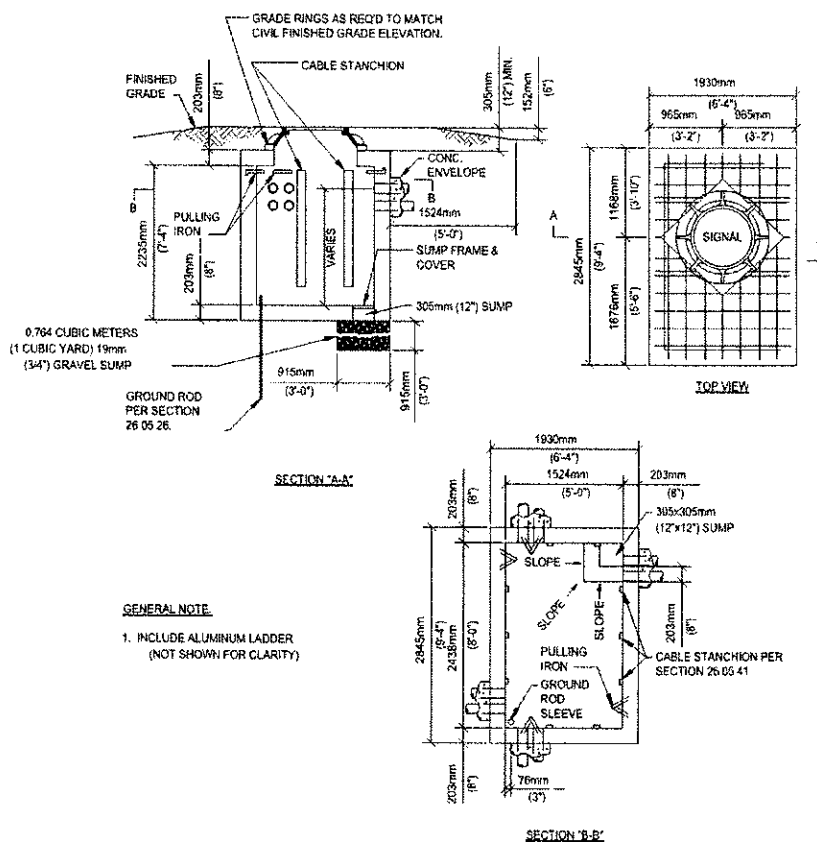


phone (605) 336-1160
teamtsp.com

Marshall - Marshalltown - Minneapolis - Rochester - Omaha - Rapid City - Sheridan - Sioux Falls

ITEM NO: 2: Reference Sheet 5.CD101, Site Removal and Utility Relocation Plan:

1. New Signal Manhole. Delete Detail reference on plan and Add the following Detail for the New Signal Manhole. NTS





1112 N West Ave
Sioux Falls, SD 557104

phone (605) 336-1160
teamtsp.com

Addendum 2

Marshall - Marshalltown - Minneapolis - Rochester - Omaha - Rapid City - Sheridan - Sioux Falls

ITEM NO: 3: Reference Sheet 5.CD101, Site Removal and Utility Relocation Plan:

1. New Concrete Pull box. Delete Detail reference on plan and Add the following Detail for the New Concrete Pull box. NTS

GRADE, FEATHER & TAMP
BACKFILL TO CREATE FLUSH
INSTALLATION AND POSITIVE
DRAINAGE AWAY FROM BOX

PULLBOX SIZE = 12" X 18" X 26" DEEP

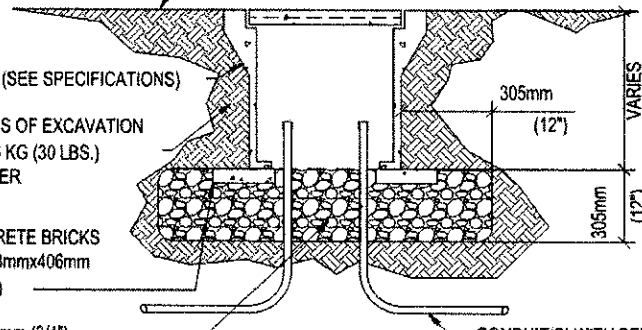
PULLBOX (SEE SPECIFICATIONS)

LINE SIDES OF EXCAVATION
WITH 13.6 KG (30 LBS.)
FELT PAPER

(4) CONCRETE BRICKS
51mmx203mmx406mm
(2"x8"x16")

CLEAN 19mm (3/4")
CRUSHED ROCK

CONDUIT(S) WITH BELL
ENDS (TYP). SIZE, QUANTITY
AND WIRING AS INDICATED
ON PLANS





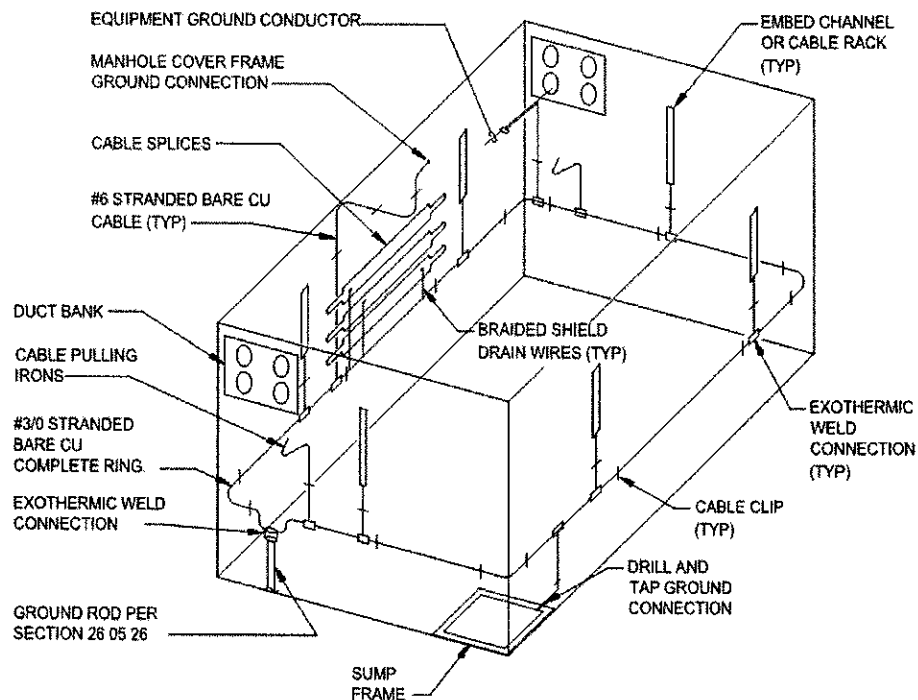
1112 N West Ave
Sioux Falls, SD 557104
phone (605) 336-1160
teamtsp.com

Addendum 

Marshall - Marshalltown - Minneapolis - Rochester - Omaha - Rapid City - Sheridan - Sioux Falls

ITEM NO: 4: Reference Sheet 5.CD101. Site Removal and Utility Relocation Plan:

1. Manhole Grounding Detail. Delete Detail reference on plan and Add the following Detail for the Manhole Grounding Detail. NTS



ITEM NO: 5: Reference Sheets 5.AE411 and 5.AE412. Interior Elevations:

1. Clarification. Elevations for the GFRG columns are shown on 5.AE411 (per Addendum #1) and 5.AE412. Intended diameters are noted in Keynote 2 on Interior Elevation sheets. A plan detail for the GFRG cover is located on 1F/5.AE521 and can be used as reference for all the GFRG covers.

ITEM NO: 6: Reference Sheet 5.AE510. General Detail:

1. Type D3A. Change Wall Assembly and Delete inside layer of 5/8" gypsum board.
2. Type D3B. Change Wall Assembly and Delete inside layer of 5/8" gypsum board.
3. Type D6A. Change 4 1/4" dimension to read 6 5/8". Change Wall Assembly and Delete inside layer of 5/8" gypsum board.

ITEM NO: 7: Reference Sheet 5.AE511. Exterior and Roof Detail:

1. Detail 1B. Clarification. Stud framing forming the parapet is 20 GA metal, 3 5/8".
2. Detail 3B. Clarifications. Vertical and horizontal framing members for the fascia and soffit are 20 GA metal; vertical is 6", horizontal is 3 5/8".

END OF ADDENDUM