

RICHARD L. ROUDEBUSH VETERANS AFFAIRS MEDICAL CENTER

RENOVATE COLD SPRING ROAD BUILDING #9 VA PROJECT NO.: 583-14-123




**RICHARD L. ROUDEBUSH
VA MEDICAL CENTER**
INDIANAPOLIS, INDIANA
1481 West 10th Street
Indianapolis, Indiana 46202

COLD SPRING ROAD (CSR)
INDIANAPOLIS, INDIANA
2669 Cold Spring Road
Indianapolis, Indiana 46222


INDEX OF DRAWINGS

SHEET NO.	DRAWING TITLE	DRAWING NO.	SHEET NO.	DRAWING TITLE	DRAWING NO.
GENERAL INFORMATION			PLUMBING DRAWINGS		
GI001	COVER SHEET	01	PG001	PLUMBING GENERAL INFORMATION	31
GI002	CIVIL SITE ABBREVIATIONS AND SYMBOLS	02	PD100	PLUMBING DEMOLITION BASEMENT FLOOR PLAN	32
GI003	ARCHITECTURAL ABBREVIATIONS AND SYMBOLS	03	PD101	PLUMBING DEMOLITION FIRST FLOOR PLAN	33
GI004	INFECTION CONTROL AND PATH OF EGRESS BASEMENT FLOOR PLAN	04	PD102	PLUMBING DEMOLITION SECOND FLOOR PLAN	34
GI005	INFECTION CONTROL AND PATH OF EGRESS FIRST FLOOR PLAN	05	PL100	PLUMBING BASEMENT FLOOR PLAN	35
GI006	INFECTION CONTROL AND PATH OF EGRESS SECOND FLOOR PLAN	06	PL101	PLUMBING FIRST FLOOR PLAN	36
GI007	INFECTION CONTROL AND PATH OF EGRESS ATTIC FLOOR PLAN	07	MECHANICAL DRAWINGS		
CIVIL DRAWINGS			MG001	MECHANICAL GENERAL INFORMATION	37
VF101	CIVIL EXISTING TOPOGRAPHY	08	MH101	MECHANICAL FIRST FLOOR PLAN	38
CD101	CIVIL SITE DEMOLITION PLAN	09	ELECTRICAL DRAWINGS		
CS101	CIVIL SITE PLAN	10	ED100	ELECTRICAL DEMOLITION BASEMENT FLOOR PLAN	39
CG101	CIVIL SITE GRADING PLAN	11	ED101	ELECTRICAL DEMOLITION FIRST FLOOR PLAN	40
CS501	CIVIL SITE DETAILS	12	ED102	ELECTRICAL DEMOLITION SECOND FLOOR PLAN	41
CS502	CIVIL SITE DETAILS	13	ES100	ELECTRICAL BASEMENT FLOOR PLAN	42
CS503	CIVIL SITE DETAILS	14	ES101	ELECTRICAL FIRST FLOOR PLAN	43
ARCHITECTURAL DRAWINGS			ES102	ELECTRICAL SECOND FLOOR PLAN	44
AD100	ARCHITECTURAL DEMOLITION BASEMENT FLOOR PLAN	15	ES103	ELECTRICAL ATTIC FLOOR PLAN	45
AD101	ARCHITECTURAL DEMOLITION FIRST FLOOR PLAN	16	FIRE PROTECTION DRAWINGS		
AD102	ARCHITECTURAL DEMOLITION SECOND FLOOR PLAN	17	FX100	FIRE PROTECTION BASEMENT FLOOR PLAN	46
AD103	ARCHITECTURAL DEMOLITION ATTIC FLOOR PLAN	18	FX101	FIRE PROTECTION FIRST FLOOR PLAN	47
AD201	ARCHITECTURAL DEMOLITION ROOF PLAN	19	FX102	FIRE PROTECTION SECOND FLOOR PLAN	48
AD401	ARCHITECTURAL DEMOLITION ELEVATIONS	20	FX103	FIRE PROTECTION ATTIC FLOOR PLAN	49
AS100	ARCHITECTURAL BASEMENT FLOOR PLAN	21			
AS101	ARCHITECTURAL FIRST FLOOR PLAN	22			
AS102	ARCHITECTURAL SECOND FLOOR PLAN	23			
AS103	ARCHITECTURAL ATTIC FLOOR PLAN	24			
AS201	ARCHITECTURAL ROOF PLAN	25			
AS401	ARCHITECTURAL ELEVATIONS	26			
AS501	ARCHITECTURAL BUILDING SECTION AND DETAILS	27			
AS1100	ARCHITECTURAL BASEMENT FLOOR FINISH PLAN	28			
AS1101	ARCHITECTURAL FIRST FLOOR FINISH PLAN	29			
AS1102	ARCHITECTURAL SECOND FLOOR FINISH PLAN	30			

LOCATION MAP



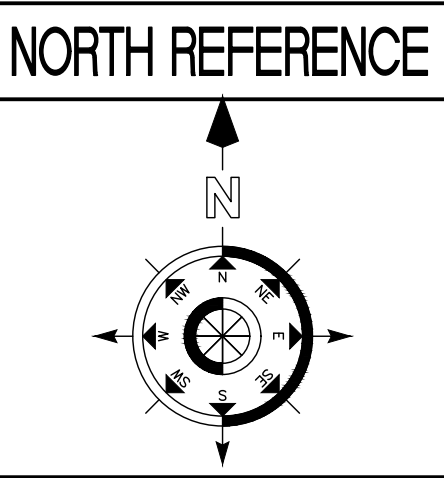
VICINITY MAP



LOCATION OF
COLD SPRING
ROAD (CSR)
BUILDING 9

NOTE:

ASBESTOS AND LEAD-BASED PAINT TESTING: THE CONTRACTOR IS RESPONSIBLE FOR ALL TESTING/ ABATEMENT OF SUSPECT MATERIAL IN RENOVATION AREA(S). SEE SPECIFICATIONS, EXISTING ASBESTOS SURVEY, AND ACM TABLE ON SHEET AD100 FOR ADDITIONAL INFORMATION. COORDINATE WITH COR.



CONSULTANTS:		CERTIFICATION: 	ARCHITECT/ENGINEERS: 2020 E. Washington Boulevard Suite 200 Fort Wayne, Indiana 46803 PH: 260.424.4830 www.viridian-design.net	Drawing Title COVER-SHEET	Project Title RENOVATE COLD SPRING ROAD BUILDING #9	Project Number 583-14-123	Office of Construction and Facilities Management
				Approved Project Director	Location INDIANAPOLIS, INDIANA	Building Number CSR BUILDING #9	
Revisions					Date 11/17/2015	Drawing Number GI001	
Date					Checked TWT	Drawn ETT	Dwg. 01 of 49