


[illegible]

CONSULTANTS:

CERTIFICATION:



ARCHITECT/ENGINEERS:



Drawing Title	PLUMBING-GENERAL-INFORMATION
---------------	------------------------------

Approved: Project Director

Project Title RENOVATE COLD SPRING ROAD BUILDING #9			Project Number 583-14-123	
Location INDIANAPOLIS, INDIANA			Building Number CSR BUILDING #9	
Date 1/17/2015	Checked LDS	Drawn SBA-JAB CSM	Drawing Number PG001 Dwg. 31 of 49	

Office of
Construction
and Facilities
Management



PLUMBING FIXTURE SCHEDULE								
TAG	FLOW RATE (GPF OR GPM)	TRIM TYPE	WASTE	VENT	CW	HW	COLOR	REMARKS
P-100	1.5		1" x 1/4"	1"	1/2"		WHITE	
P-401	0.5	HANDLE	1 1/4"	1 1/4"	1/2"	1/2"	WHITE	1, 2

REMARKS:

1. PROVIDE AND INSTALL FIXTURE ON CARRIER WITH CONCEALED ARMS. REFER TO SPECIFICATIONS FOR MORE DETAILS.
2. PROVIDE AND INSTALL FIXTURE WITH TEMPERING VALVE ON HOT WATER. REFER TO SPECIFICATIONS FOR MORE DETAILS.

NOTES:

1. "H" DESIGNATES HANDICAP ACCESSIBLE FIXTURES.

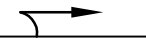

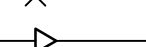

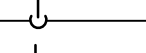










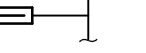
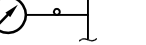
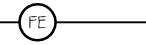
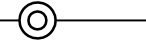


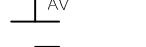



NOTES:
1. "H" DESIGNATES HANDICAP ACCESSIBLE FIXTURES.

NOTES:
1. "H" DESIGNATES HANDICAP ACCESSIBLE FIXTURES



























ABBREVIATIONS

[illegible]

GENERAL PIPING SYMBOLS

	DIRECTION OF PIPE PITCH (DOWN)
	DIRECTION OF FLOW
	ANCHOR
	REDUCER OR INCREASER
	ECCENTRIC REDUCER
	TOP CONNECTION, 45° OR 90°
	BOTTOM CONNECTION, 45° OR 90°
	SIDE CONNECTION
	CAPPED OUTLET
	RISE OR DROP IN PIPE
	UNION
	PIPE UP
	PIPE DOWN
	INVERTED BUCKET TRAP SET INCLUDING PIPING ACCESSORIES SEE DETAIL
	FLOAT & THERMOSTATIC TRAP SET INCLUDING PIPING ACCESSORIES SEE DETAIL
	THERMOSTATIC TRAP SET INCLUDING PIPING ACCESSORIES SEE DETAIL
	THERMOMETER
	PRESSURE GAGE
	FLOW ELEMENT
	REFRIGERANT SIGHT GLASS
	TEST PLUG (PRESSURE/TEMPERATURE)
	AUTOMATIC AIR VENT
	MANUAL AIR VENT
	COUPLE-QUICK HOSE CONNECTOR
	ROOF DRAIN

VALVE SYMBOLS

	GLOBE VALVE - THREADED/FLANGED
	GLOBE VALVE - THREADED/FLANGED
	GATE VALVE WITH 3/4" HOSE ADAPTER
	CHECK VALVE
	WYE STRAINER (WITH BALL VALVE & HOSE CONNECTION)
	WYE STRAINER WITH VALVED DRAIN AND QUICK-COUPLE HOSE CONNECTOR
	FLEXIBLE CONNECTION
	ANGLE GLOBE VALVE
	BUTTERFLY VALVE
	BALL VALVE
	MODULATING CONTROL VALVE
	MODULATING CONTROL BUTTERFLY VALVE
	TWO POSITION CONTROL VALVE
	THREE-WAY MODULATING CONTROL VALVE
	THREE-WAY TWO POSITION CONTROL VALVE
	PRESSURE REGULATING VALVE
	PRESSURE SAFETY VALVE
	AUTOMATIC BALANCING CONTROL VALVE
	WATER BALANCE DEVICE
	CIRCUIT SETTER VALVE
	GATE VALVE WITH GLOBE-VALVED BYPASS
	PLUG VALVE
	CONTROL VALVE (CV) - FLOAT-OPERATED
	PRESSURE REDUCING VALVE (PRV)
	WATER LEVEL CONTROLLER
	FLOW METER

PIPING SYMBOLS

-----TFS-----	HIGH PRESSURE STEAM (60 PSIG AND ABOVE)
-----TFR-----	HIGH PRESSURE STEAM CONDENSATE RETURN
-----VFS-----	MEDIUM PRESSURE STEAM (16 PSIG THRU 59 PSIG)
-----VFR-----	MEDIUM PRESSURE STEAM CONDENSATE RETURN
-----LFS-----	LOW PRESSURE STEAM (15 PSIG AND BELOW)
-----LFR-----	LOW PRESSURE STEAM CONDENSATE RETURN
-----FC-----	CONDENSATE PUMP DISCHARGE
-----HWS-----	HOT WATER HEATING SUPPLY
-----HWR-----	HOT WATER HEATING RETURN
-----GWS-----	GLYCOL-WATER HEATING SUPPLY
-----GWR-----	GLYCOL-WATER HEATING RETURN
-----SWS-----	SOLAR WATER SUPPLY
-----SWR-----	SOLAR WATER RETURN
-----RL-----	REFRIGERANT LIQUID
-----RS-----	REFRIGERANT SUCTION
-----RHS-----	REFRIGERANT HOT GAS
-----CWS-----	CONDENSER WATER SUPPLY (FROM TOWER)
-----CWR-----	CONDENSER WATER RETURN (TO TOWER)
-----CWS-----	CHILLED WATER SUPPLY
-----CWR-----	CHILLED WATER RETURN
-----GWS-----	CHILLED GLYCOL-WATER SUPPLY
-----GWR-----	CHILLED GLYCOL-WATER RETURN
-----MWS-----	MAKE-UP WATER
-----D-----	DRAIN LINE
-----V-----	VENT LINE
-----GWS-----	GLYCOL-WATER RUN AROUND SUPPLY
-----GWR-----	GLYCOL-WATER RUN AROUND RETURN
-----X-----	EXISTING PIPE TO BE REMOVED

PLUMBING PIPING SYMBOLS

DOMESTIC COLD WATER, COLD WATER	DOMESTIC HOT WATER, HOT WATER
DOMESTIC HOT WATER RETURN, HOT WATER RETURN	MEDICAL AIR
MEDICAL VACUUM	LABORATORY AIR
LABORATORY VACUUM	ORAL EVACUATION
INDUSTRIAL AIR	DRAIN
SANITARY SEWER	SANITARY SEWER (OPTIONAL)
SANITARY SEWER, BELOW GRADE	STORM WATER
STORM WATER, BELOW GRADE	SOFTEN COLD WATER
FILTERED COLD WATER	DRINKING WATER SUPPLY
DRINKING WATER RETURN	TEMPERED WATER SUPPLY
TEMPERED WATER RETURN	NITROUS OXIDE
OXYGEN	NITROGEN
NATURAL GAS	NATURAL GAS, BELOW GRADE
FUEL OIL DISCHARGE	FUEL OIL SUPPLY
FUEL OIL VENT	FUEL OIL RETURN