

three inches = one foot
one and one half inches = one foot
one inch = one foot
three quarters inch = one foot
one half inch = one foot
one quarter inch = one foot
three eighths inch = one foot
one eighth inch = one foot
one eighth inch = one foot

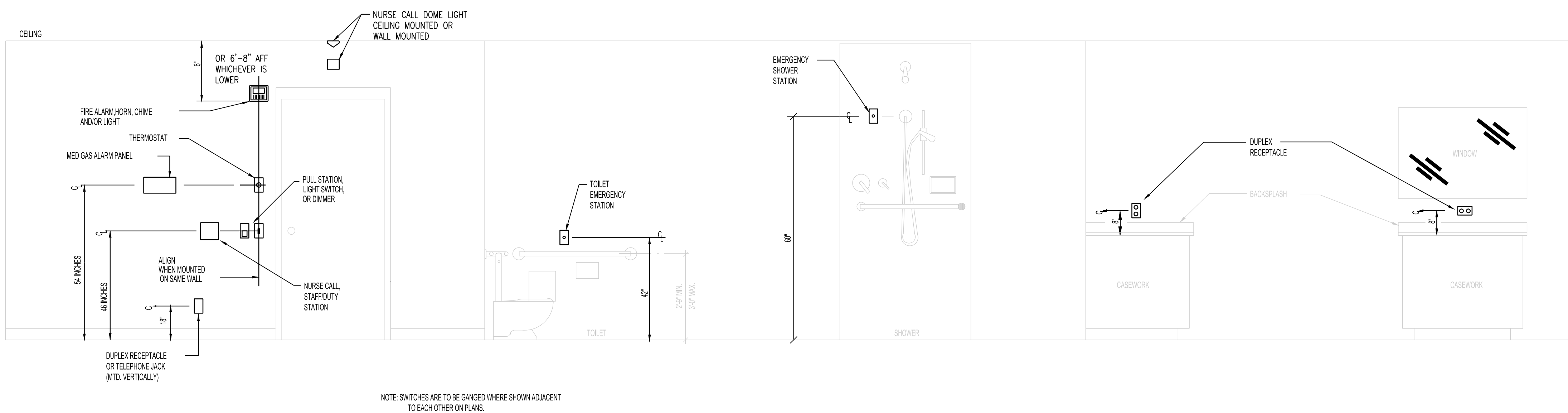
KEYED NOTES

- ① COORDINATE LOCATION OF TIE-IN TO EXISTING HEAD-END SYSTEM EQUIPMENT WITH OWNER.
② REFER TO DETAIL 4 ON DRAWING T701 FOR PROPOSED RACK LAYOUT.

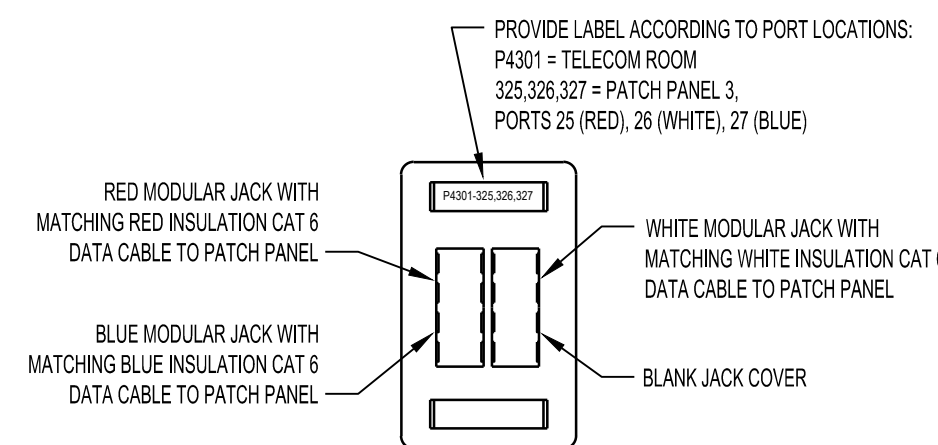
GENERAL NOTES

- A. COORDINATE DEVICE LOCATIONS WITH CASEWORK INSTALLER AND FINAL EQUIPMENT LOCATIONS. ENSURE DEVICE LOCATIONS ARE NOT OBSTRUCTED BY FURNITURE OR IMPEDE EQUIPMENT OPERATION.
B. PROVIDE SHALLOW OUTLET BOX FOR ANY DEVICE LOCATED IN FURRING AT EXISTING SHEER WALL. COORDINATE DEPTH WITH GENERAL CONTRACTOR.
C. REUSE EXISTING SYSTEM CABLING CURRENTLY SERVING DEVICES IN AREA OF RENOVATION. REPLACE ALL SYSTEM CABLING WITHIN AREA OF RENOVATION IF NOT COMPLIANT WITH LATEST BUILDING STANDARD.
D. MATCH EXISTING FACILITY STANDARDS FOR TELECOMMUNICATION KEYSTONES, COVERPLATES, AND DATA CABLING STANDARDS INCLUDING THE INSULATION COLOR OF THE DIFFERENT SYSTEMS AND JUMPER CABLES.
E. INSTALL TEL/DATA, WIRELESS ACCESS, PUBLIC ADDRESS, AND ACCESS CONTROL CABLING IN SEPARATELY DIVIDED SECTIONS OF THE NEW CABLETRAY AND RACEWAYS.
F. REFER TO DETAILS ON DRAWING T701 FOR ADDITIONAL TELECOMMUNICATIONS ROOM EQUIPMENT INFORMATION AND LAYOUT.

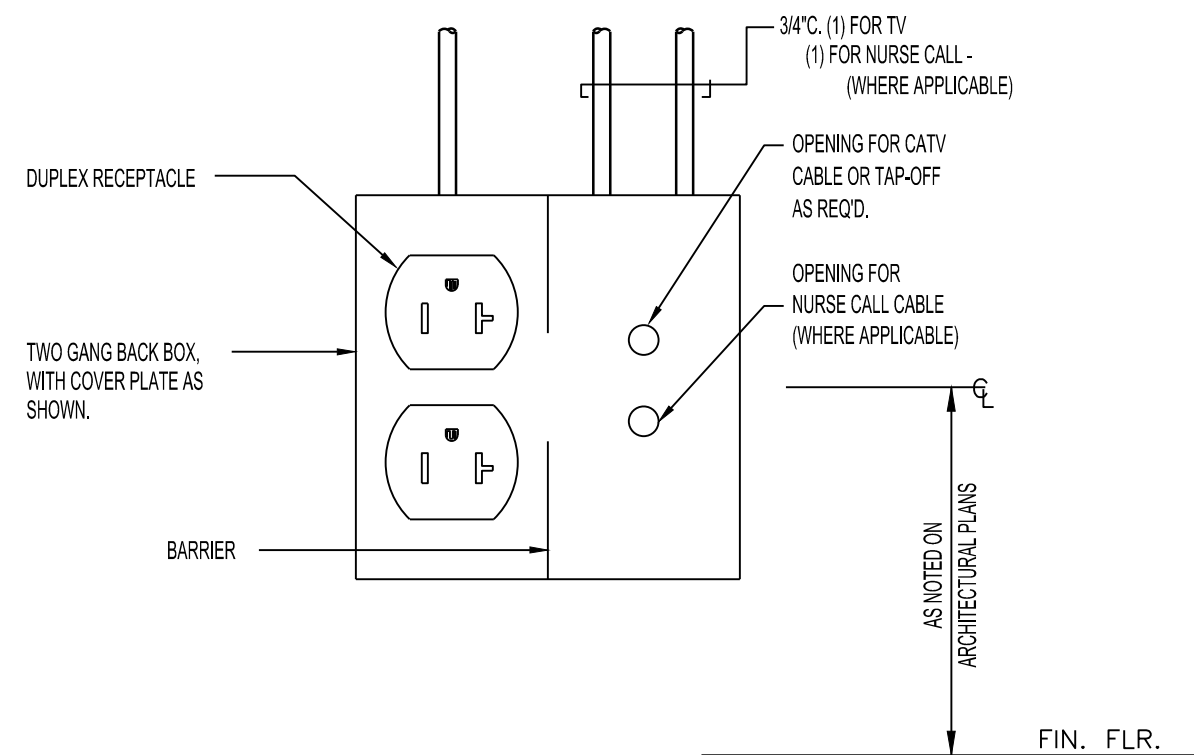




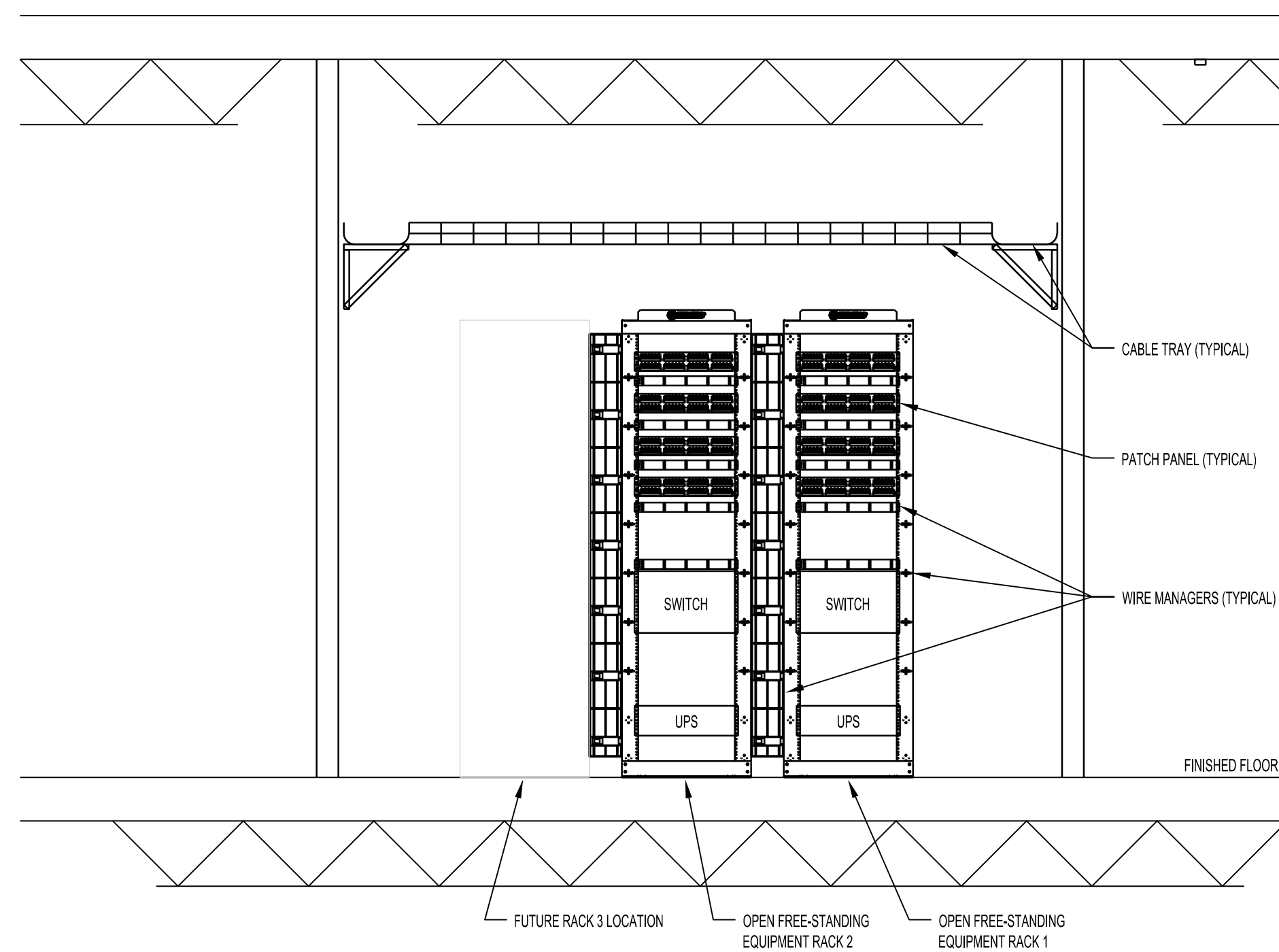
1 DETAIL: TYPICAL MOUNTING HEIGHTS
SCALE: NONE



2 TELECOMMUNICATIONS OUTLET TYPICAL DETAIL
SCALE: NONE



3 DETAIL: COMBINATION TV RECEPTACLE OUTLET
SCALE: NONE



4 TELECOMMUNICATION RACKS PROPOSED ELEVATION
SCALE: NONE

100% FINAL CONSTRUCTION DOCUMENTS - FULLY SPRINKLERED

		CONSULTANTS:				ARCHITECT/ENGINEERS:		Drawing Title TELECOMM DETAILS		Project Title RENOVATE P-SIDE FOR SUPER POD PHASE 2		Project Number 621-15-120		Office of Construction and Facilities Management	
										-		Building Number 160			
		FreemanWhite 8845 Red Oak Blvd. Charlotte, NC 28217-5593 Phone: 704.523.2230 Fax: 704.523.2235		LeGrand Engineering, Inc. 215 Park Ave SE Aiken, SC 29801 Phone: 803.502.0657 Fax: 803.643.4648		Atriax, pllc 102 3rd Avenue, NE PO Box 1629, Hickory, NC 28603 Phone: 828.315.9962 Fax: 828.315.9964 www.atriaxgroup.com		Approved Project Director		Location J.H. QUILLLEN VAMC MTN. HOME TN		Drawing Number T701			
Revisions:		Date				NC Engineering License No.: P-0214 NC Architectural License No.: 51254				Date DECEMBER 21, 2015		Checked RJM			
												Dwg. 118 of 118		 Department of Veterans Affairs	