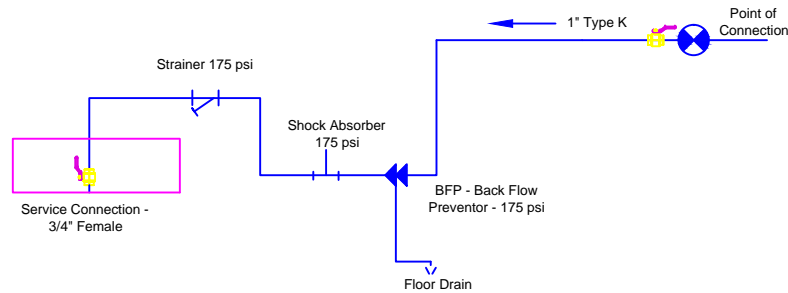
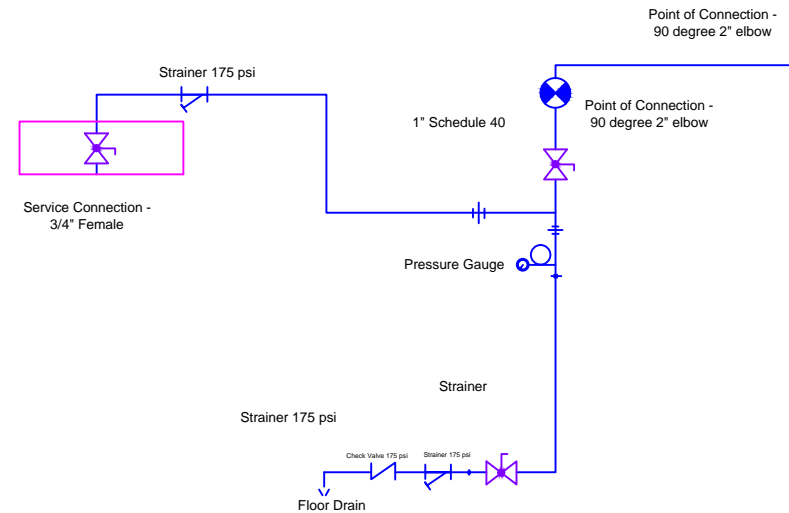


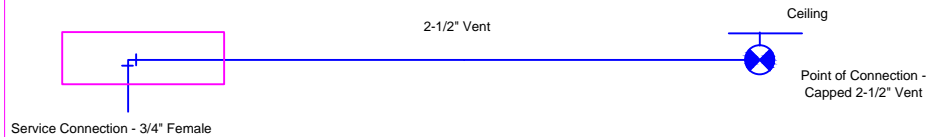
Cold Water Service - Replace from 1-1/4" horizontal header with new components equal to or better than existing. Route w/ 6" minimum clearance from Sterilizer to designated connection location.



HP Steam (70 psi +/-) - Replace from 2-1/2" 90 degree elbow with new components equal to or better than existing. Route w/ 6" minimum clearance from Sterilizer to designated connection location.



Vent for Steam Relief - Replace from 2-1/2" capped to Service connection location above new sterilizer. Route w/ 6" minimum clearance to adjacent objects.



1. VERIFY ALL CONNECTIONS WITH GETINGE DRAWING HS4125.
2. INSTALL ALL CODE REQUIRED ITEMS.
3. ILLUSTRATIONS FOR GENERAL INFORMATION ONLY.

NO.	DATE	DESCRIPTION
REVISIONS		
SERVICE SCHEMATICS		
B34G	SPD	GETINGE STERILIZER
WCC	CHECKED	DATE 09/30/2011
		DRAWING NUMBER 2941
		SHEET 5 OF 6
		PROJECT NUMBER 528A5-12-508
V.A. MEDICAL CENTER		
CANANDAIGUA, NY 14424		

