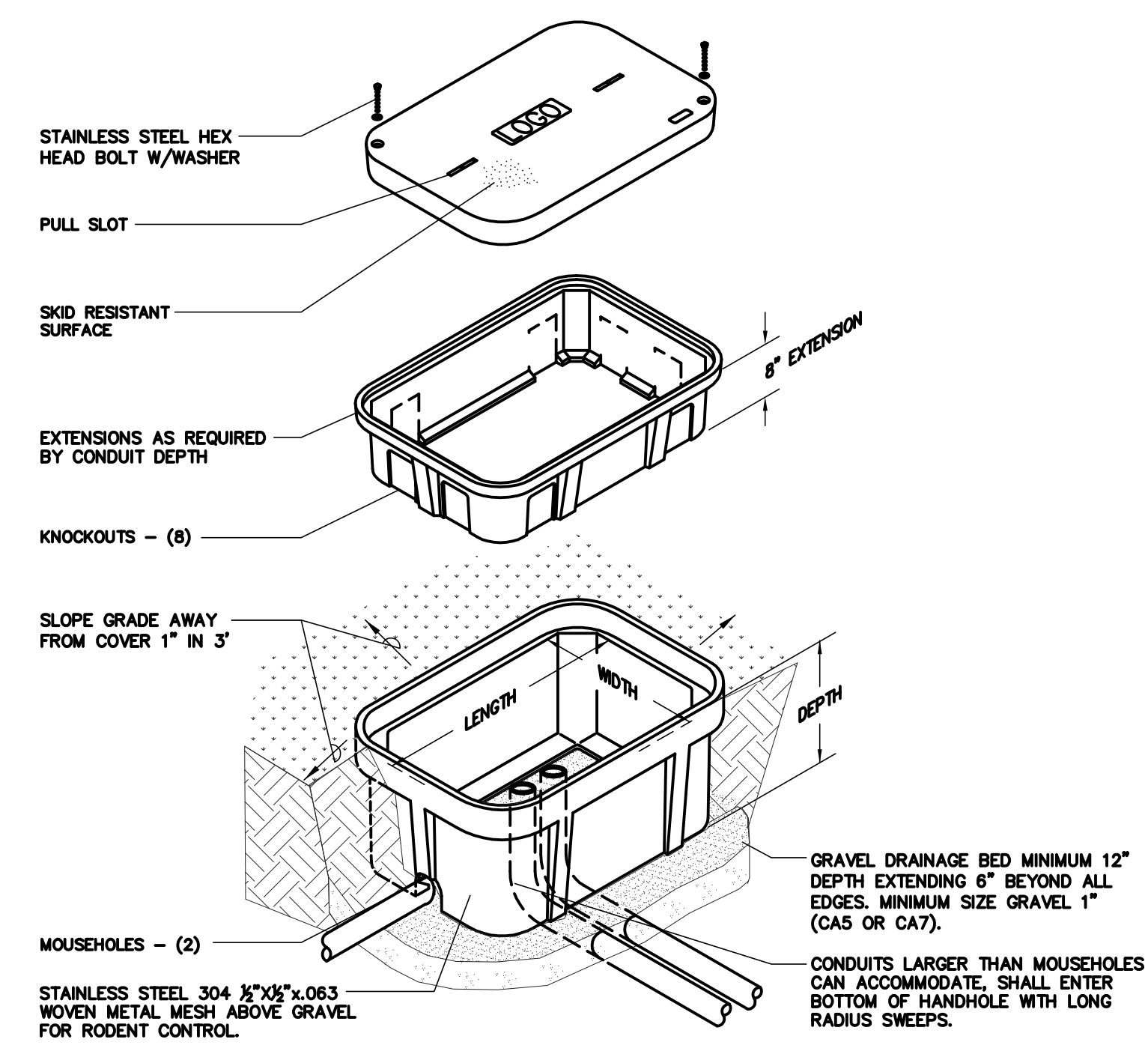
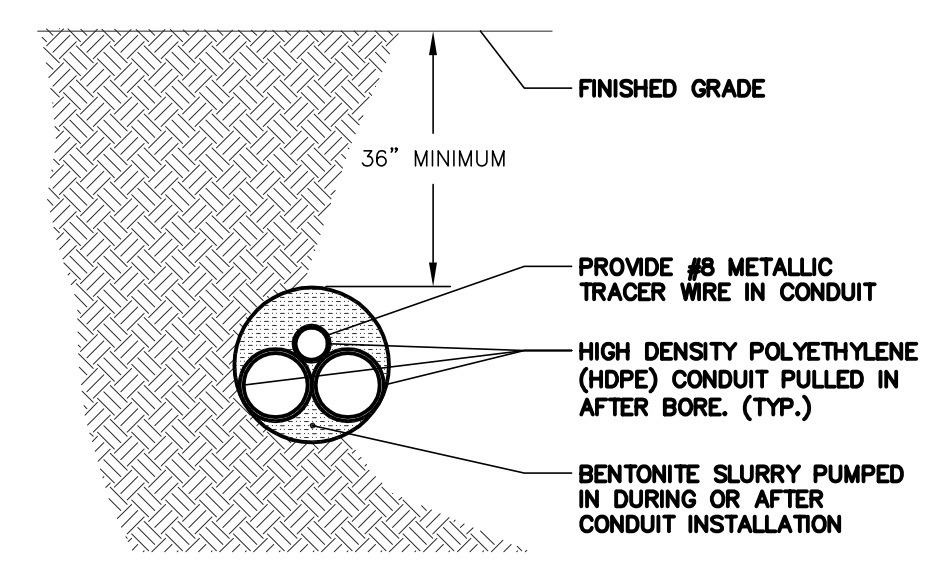


- GENERAL SHEET NOTES**
1. UTILITY: PACIFIC POWER
CONTACT: RICK WHEELER
PHONE: (541) 858-3204
 2. ALL TELECOMMUNICATIONS CONDUITS SHALL RECEIVE (2) 3 CELL MANTEL (PART #MXC4003WHXXX) INNERDUCTS. ALL COPPER AND FIBER OPTIC CABLES SHALL BE INSTALLED IN A SINGLE CELL OF THE INNERDUCT.
 3. REFER TO E1001-5.1 FOR GENERAL ELECTRICAL EQUIPMENT SCHEDULE.



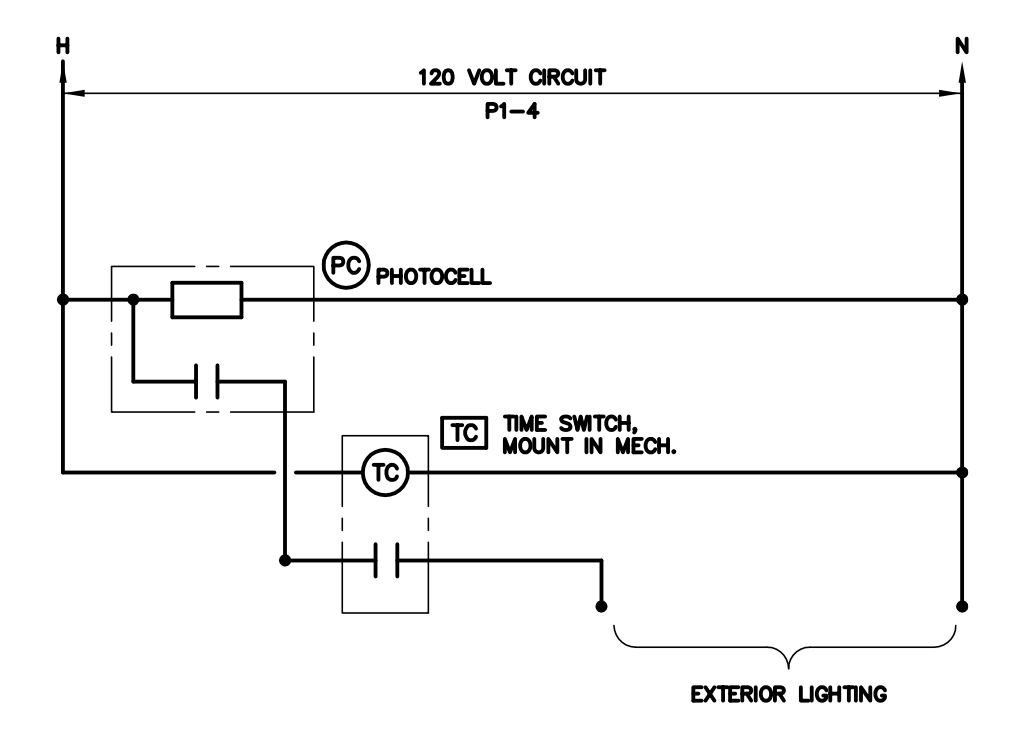
1 EXTERIOR HANDHOLE DETAIL (HH-1)

- NO SCALE
- NOTES:
1. ALL DIMENSIONS ARE NOMINAL INSIDE CLEARANCES.
 2. ALL SPLICES OR DEVICES IN HANDHOLE SHALL BE SUBMERSIBLE.
 3. SEAL ALL CONDUIT ENDS WITH DUCTSEAL.
 4. PROVIDE COVERS WITH "TELECOMMUNICATIONS" LOGO FOR ALL TECHNOLOGY HANDHOLES AND "ELECTRICAL" LOGO FOR ALL ELECTRICAL HANDHOLES.



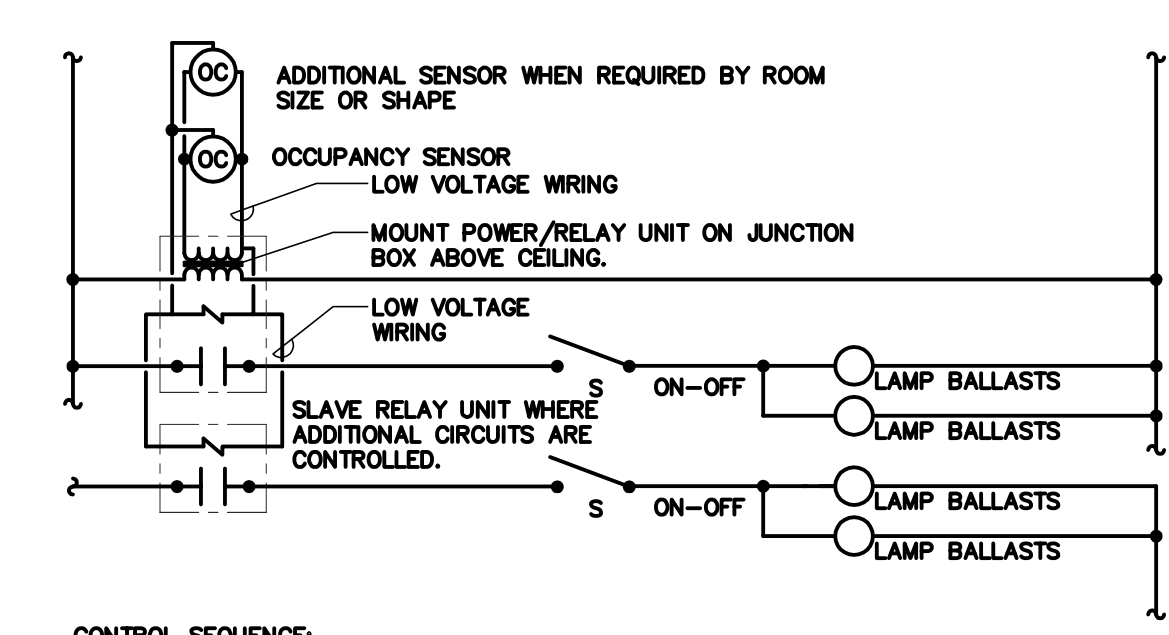
3 DIRECTIONAL BORE DETAIL

NO SCALE

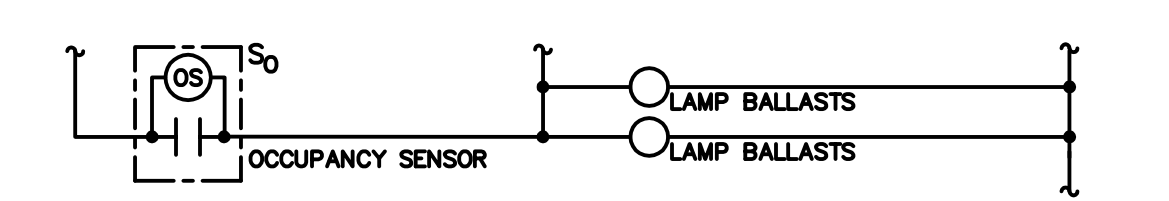


6 EXTERIOR LIGHTING CONTROL DIAGRAM

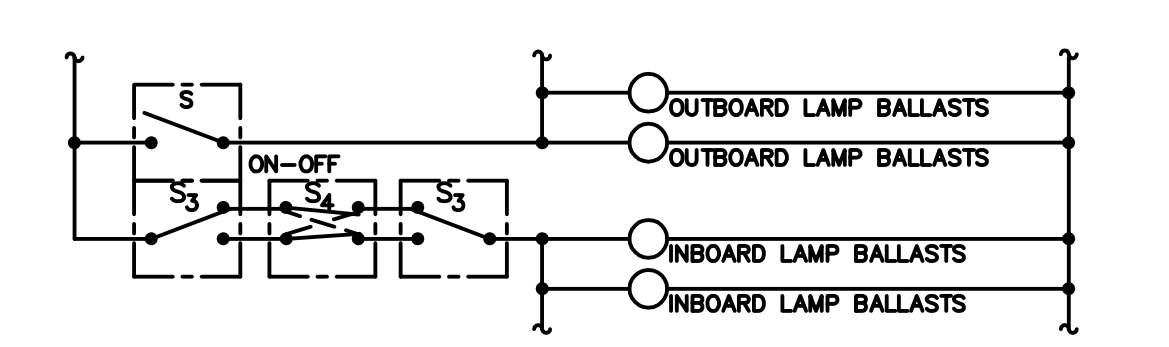
- NO SCALE
- NOTES:
1. REFER TO E-1001-5.1 FOR ELECTRICAL EQUIPMENT SCHEDULE.



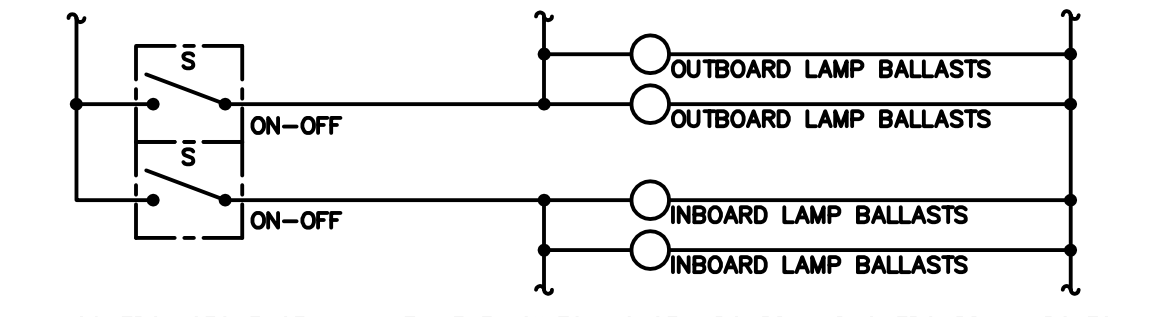
CONTROL SEQUENCE:
CONTROL WITH MANUAL SWITCHING AND OCCUPANCY SENSOR ON/OFF. OCCUPANCY SENSOR SHALL SHUT LIGHTING OFF AFTER THE ROOM IS VACANT.



CONTROL SEQUENCE:
WALL MOUNTED OCCUPANCY SENSOR ON-OFF CONTROL.



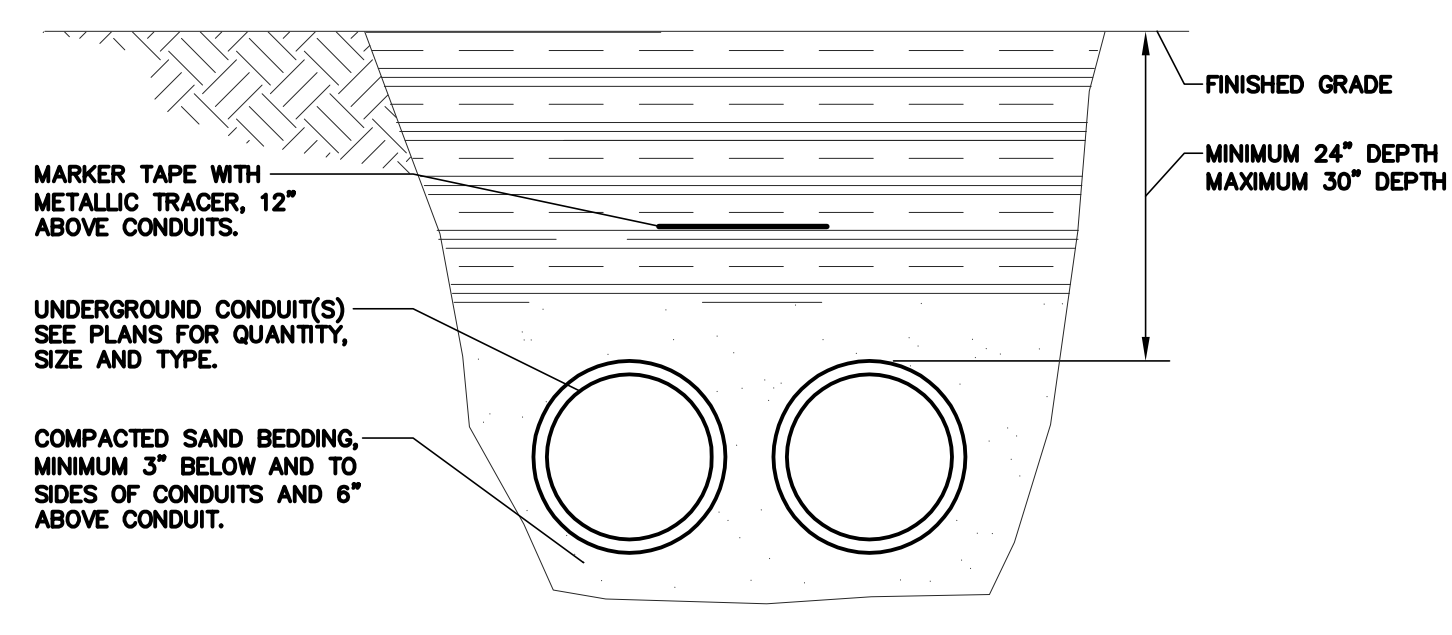
CONTROL SEQUENCE:
MULTI-LEVEL SWITCHING AND 3-WAY OR 4 WAY SWITCHING OF INBOARD LAMPS.



CONTROL SEQUENCE: MULTI-LEVEL SWITCHING OF INBOARD AND OUTBOARD LAMPS TO PROVIDE TWO LEVELS OF LIGHTING AND OFF.

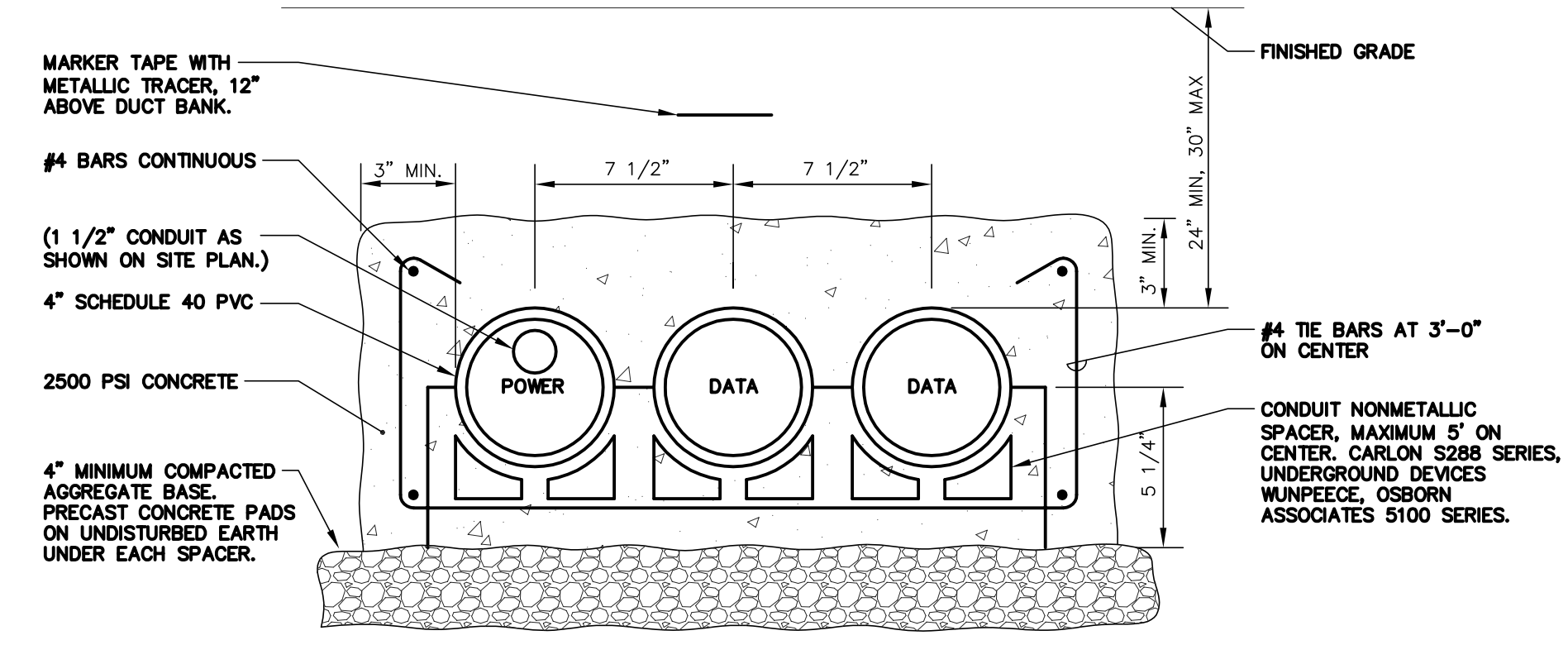
2 LIGHTING CONTROL DIAGRAM

- NO SCALE
- NOTES:
1. SEE LIGHTING PLANS FOR ACTUAL NUMBER OF LUMINAIRES.



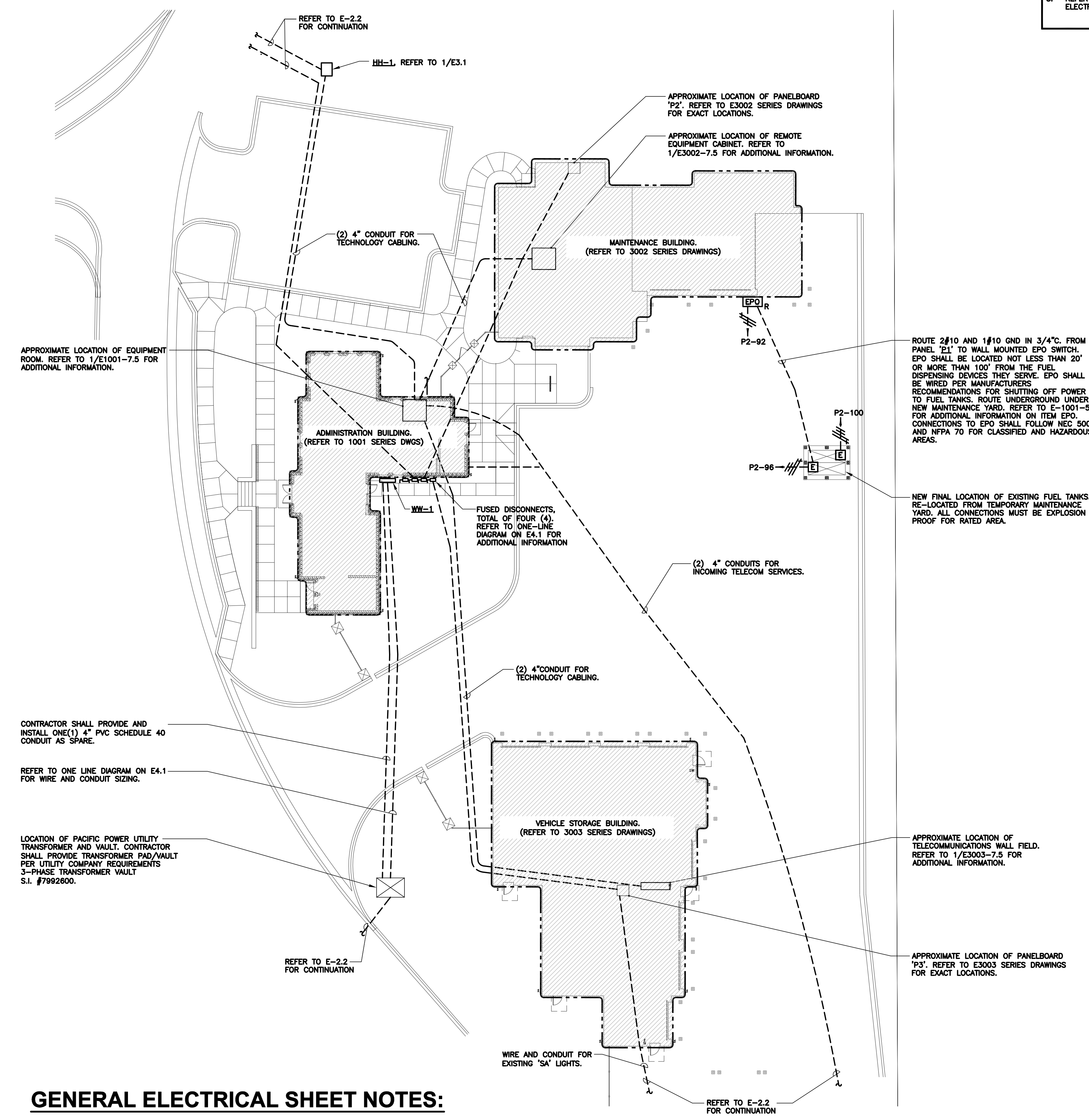
4 UNDERGROUND CONDUIT DETAIL

- NO SCALE
- NOTES:
1. INSTALL 200 lb TENSILE STRENGTH PULL ROPE IN ALL EMPTY CONDUITS.
 2. TRENCHING AND BACKFILL ACCORDING TO SPECIFICATION SECTION 16010.



7 DUCT BANK DETAIL

- NO SCALE
- NOTES:
1. INSTALL 2000 lb TENSILE STRENGTH BRAIDED POLYPROPYLENE PULL CORD IN ALL CONDUITS.
 2. TRENCHING AND BACKFILL ACCORDING TO SPECIFICATIONS.
 3. MINIMUM OF 4'-0\"/>



GENERAL ELECTRICAL SHEET NOTES:

1. NEW WORK BY THIS CONTRACTOR (DARK SOLID LINE)
NEW WORK UNDERFLOOR OR UNDERGROUND BY THIS CONTRACTOR (DARK LONG DASHED LINE)
NEW WORK BY OTHERS AND/OR EXISTING TO REMAIN (LIGHT SOLID LINE)
2. ABBREVIATION KEY:
E.C. ELECTRICAL CONTRACTOR
T.C. TELECOMMUNICATIONS CONTRACTOR
M.C. MECHANICAL CONTRACTOR
G.C. GENERAL CONTRACTOR
AFF. ABOVE FINISHED FLOOR
C. CONDUIT
TYP. TYPICAL
MOUNTING HEIGHT FROM FINISHED FLOOR TO CENTERLINE
3. EXISTING OVERHEAD ELECTRICAL LINES TO REMAIN
4. OVERHEAD ELECTRICAL LINES TO BE REMOVED
5. METER HOUSING AND SOCKET
6. JUNCTION BOX
7. HAND HOLE
8. THE LOCATION AND EXTENT OF UNDERGROUND UTILITIES, IF SHOWN, ARE BASED UPON EXISTING DRAWINGS PROVIDED BY OTHERS AND BY ABOVE GROUND EVIDENCE. THERE IS NO GUARANTEE AS TO THE ACCURACY OR THE COMPLETENESS OF THIS INFORMATION. SIZE AND LOCATION OF ITEMS SHALL BE CONSIDERED APPROXIMATE. ADDITIONAL UNDERGROUND UTILITIES MAY BE PRESENT. VERIFICATION OF THE EXISTENCE AND LOCATION OF ALL UTILITIES SHOULD BE OBTAINED FROM THE UTILITY OWNERS PRIOR TO ANY PLANNING OR DESIGN.

5 ENLARGED ELECTRICAL SITE PLAN

SCALE: 1\"/>

Revisions Date	KJW ENGINEERING CONSULTANTS 623 25TH AVENUE ROCK ISLAND, IL 61201 309.786.0623 FAX: 309.786.5967 www.kjw.com KJW Project # 10.0356.00 STRUCTURAL, MECHANICAL, ELECTRICAL, TECHNOLOGY/MEDICAL EQUIPMENT SOLUTIONS	I hereby certify that this Plan, Specification, or Report was prepared by me, or under my direct supervision and that I am a duly licensed Professional Engineer under the laws of the State of Oregon. Signature: Lee D. VanOpdorp Name: Lee D. VanOpdorp Discipline: Electrical Oregon Registration No. 78702PE Expiration date: 06.30.12 Date Issued: **/**/**	Anderson Engineering of Minnesota, LLC 13605 1st AVENUE NORTH, SUITE 100, PLYMOUTH, MN 55441 TEL (763) 412-4000 FAX (763) 412-4090 www.ae-mn.com	 NATIONAL CEMETERY ADMINISTRATION	Drawing Title ELECTRICAL SITE DETAILS	Project Title REPLACE ADMINISTRATION AND MAINTENANCE BUILDING AND SITE IMPROVEMENTS	Date 7-1-2011		
					Approved: Director, Office of Construction Management	Building Number 2763 RILEY ROAD	Checked JOHMcG	Drawn BRAWIT	Project No. 906CM3009
					Approved: Director, Project Management Service	Location EAGLE POINT NATIONAL CEMETERY 2763 RILEY ROAD EAGLE POINT, OR 97524	DRAWING NO. E-31		Dwg. 59 OF 181