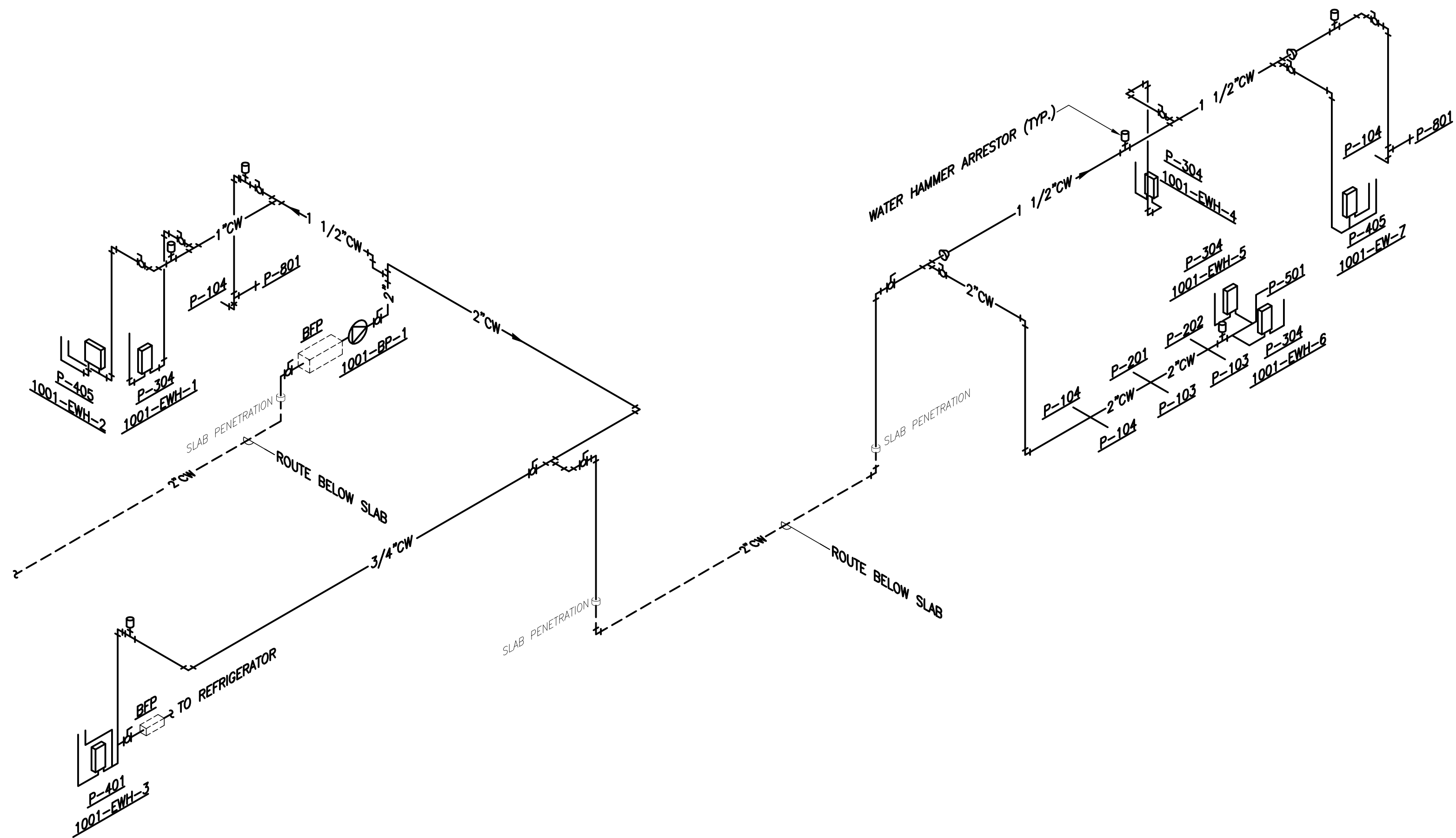
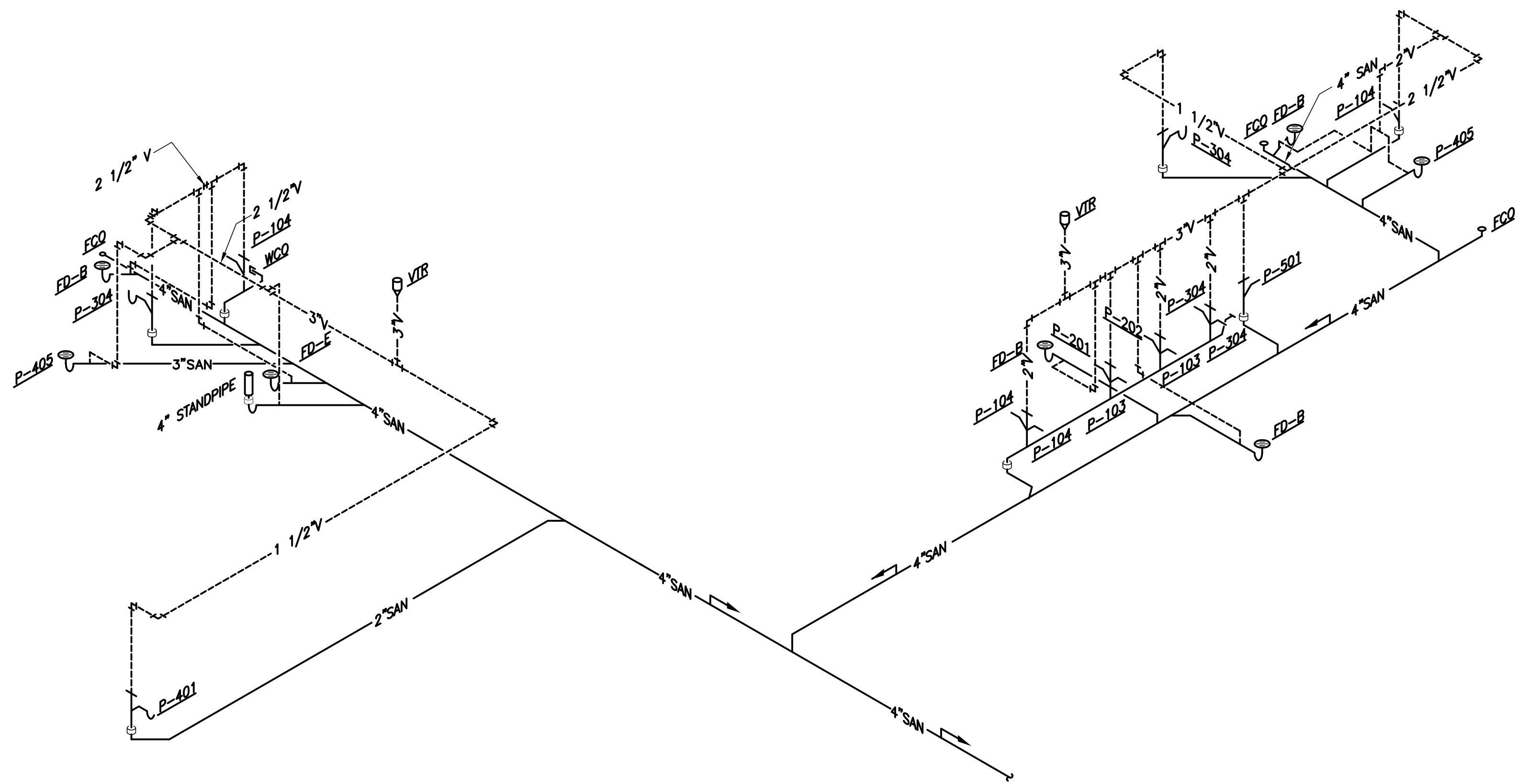


GENERAL SHEET NOTES

1. REFER TO PLUMBING FIXTURE SCHEDULE ON SHEET P-1001-4.1 FOR SIZES OF BRANCH PIPING TO FIXTURES.



1 ADMINISTRATION BUILDING - WATER RISER DIAGRAM  
NO SCALE



2 ADMINISTRATION BUILDING - SANITARY/VENT RISER DIAGRAM  
NO SCALE

BID DOCUMENTS 7/1/2011

Revisions	Date

**KJW**  
ENGINEERING  
CONSULTANTS


Experience you can build on.<sup>™</sup>  
623 26TH AVENUE  
ROCK ISLAND, IL 61201  
309.786.0673 FAX: 309.786.5967  
www.kjw.com  
KJW Project # 10.0356.00

STRUCTURAL / MECHANICAL / ELECTRICAL /  
TECHNOLOGY / MEDICAL EQUIPMENT SOLUTIONS

I hereby certify that this Plan, Specification, or Report was prepared by me, or under my direct supervision and that I am a duly licensed Professional Engineer under the laws of the State of Oregon.  
Signature: Warren L. Lloyd  
Discipline: Mechanical  
Oregon Registration No. 78701PE Expiration date: 12.31.12  
Date Issued: \*\*/\*\*/11

Anderson Engineering of Minnesota, LLC

13605 1st AVENUE NORTH, SUITE 100, PLYMOUTH, MN 55441  
TEL (763) 412-4000 FAX (763) 412-4090  
www.ae-mn.com



N ATIONAL  
C EMETERY  
A DMINISTRATION

Drawing Title  
ADMINISTRATION BLDG PLUMBING  
RISER DIAGRAMS

Approved: Director, Office of Construction Management

Approved: Director, Project Management Service

Project Title  
REPLACE ADMINISTRATION AND  
MAINTENANCE BUILDING  
AND SITE IMPROVEMENTS

Building Number  
1001

Location  
EAGLE POINT NATIONAL CEMETERY  
2763 RILEY ROAD  
EAGLE POINT, OR 97524

Date  
7-1-2011

Project No.  
906CM3009

DRAWING NO.  
P-1001-3.1

Dwg. 80 OF 181