



POTABLE WATER SYSTEM IMPROVEMENTS

PROJECT No. 512A5-13-329 TIER 2

LIST OF DRAWINGS - TIER 2

GENERAL & SITE -TIER 2

SHEET No.	DWG No.	SHEET DESCRIPTION
1	C-001	TITLE SHEET - TIER 2 RAW WATER PUMP STATION
2	C-002	OVERALL EXISTING CONDITIONS/LOCATION PLAN
3	C-003	GENERAL SITE PLAN/STAKEOUT PLAN

ARCHITECTURAL -TIER 2

4	AS-001	PUMP BUILDING PLAN
5	AS-002	PUMP BUILDING EXTERIOR ELEVATIONS
6	AS-003	PUMP BUILDING SECTIONS

STRUCTURAL -TIER 2

7	S--001	RAW WATER PUMP STATION FLOOR PLAN
8	S--002	RAW WATER PUMP STATION ENLARGED PLANS AND SECTION
9	S--003	RAW WATER PUMP STATION SECTIONS
10	S--004	RAW WATER PUMP STATION CONCRETE PAD DETAILS
11	S--005	RAW WATER PUMP STATION TYPICAL DETAILS I

ELECTRICAL -TIER 2

12	ES-001	ELECTRICAL LEGENDS, NOTES AND ABBREVIATIONS
13	ES-002	ONE LINE DIAGRAM AND FEEDER SCHEDULE
14	ES-003	RWPS ELECTRICAL DEMOLITION AND NEW POWER PLAN
15	ES-004	RWPS ELECTRICAL SITE PLAN
16	ES-005	ELECTRICAL DETAILS

PROCESS INSTRUMENTATION -TIER 2

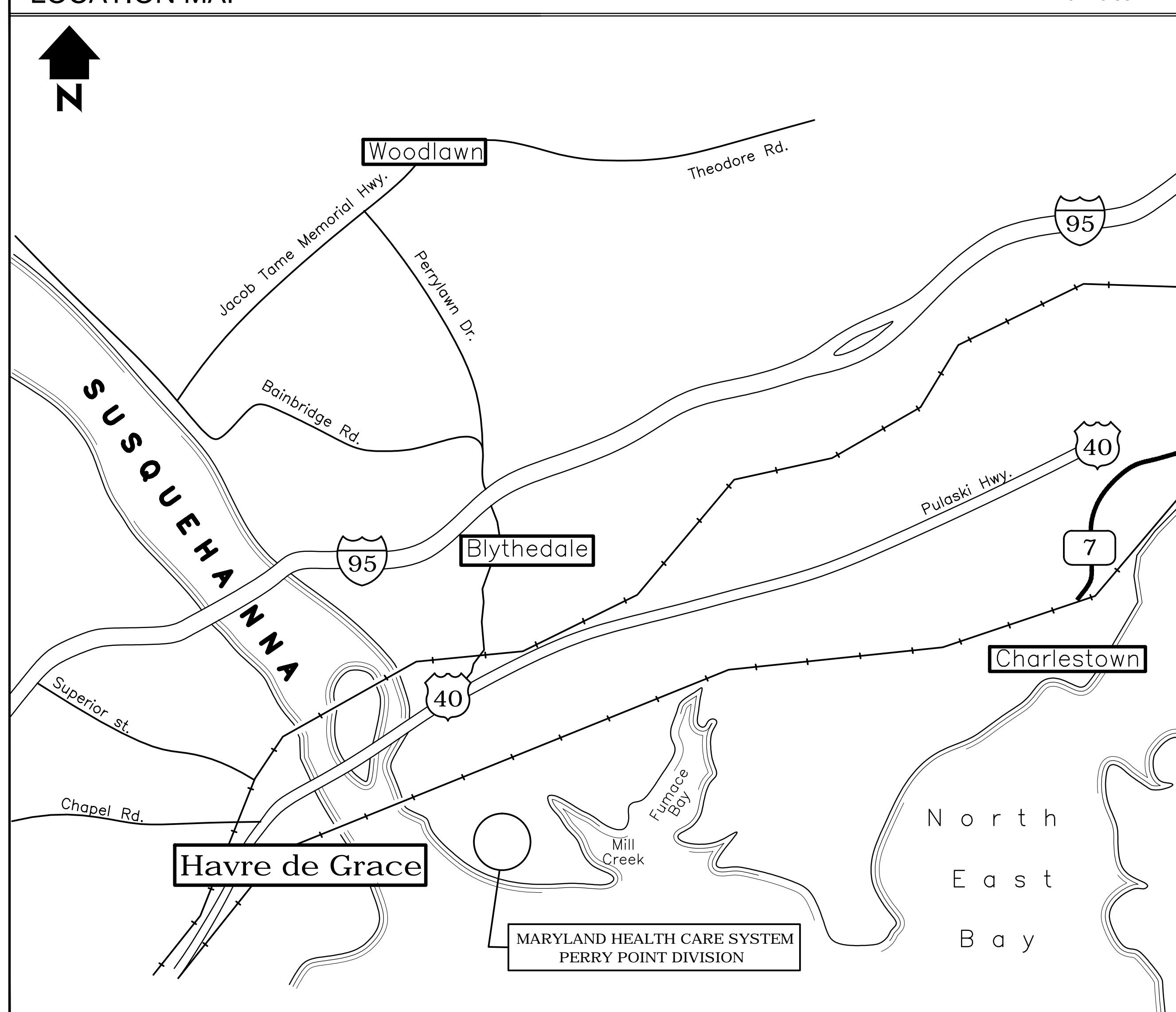
17	DI-001	LEGEND AND ABBREVIATIONS SHEET 1 OF 2
18	DI-002	LEGEND AND ABBREVIATIONS SHEET 2 OF 2
19	DI-003	RAW WATER PUMP STATION
20	DI-004	ELEVATED TAN AND RTU LAYOUT

PROCESS MECHANICAL -TIER 2

21	D-001	RAW WATER PUMP STATION DEMOLITION PLAN
22	D-002	RAW WATER PUMP STATION PROCESS PLAN
23	D-003	RAW WATER PUMP STATION SECTIONS
24	D-004	RAW WATER PUMP STATION DETAILS SHEET 1 OF 1

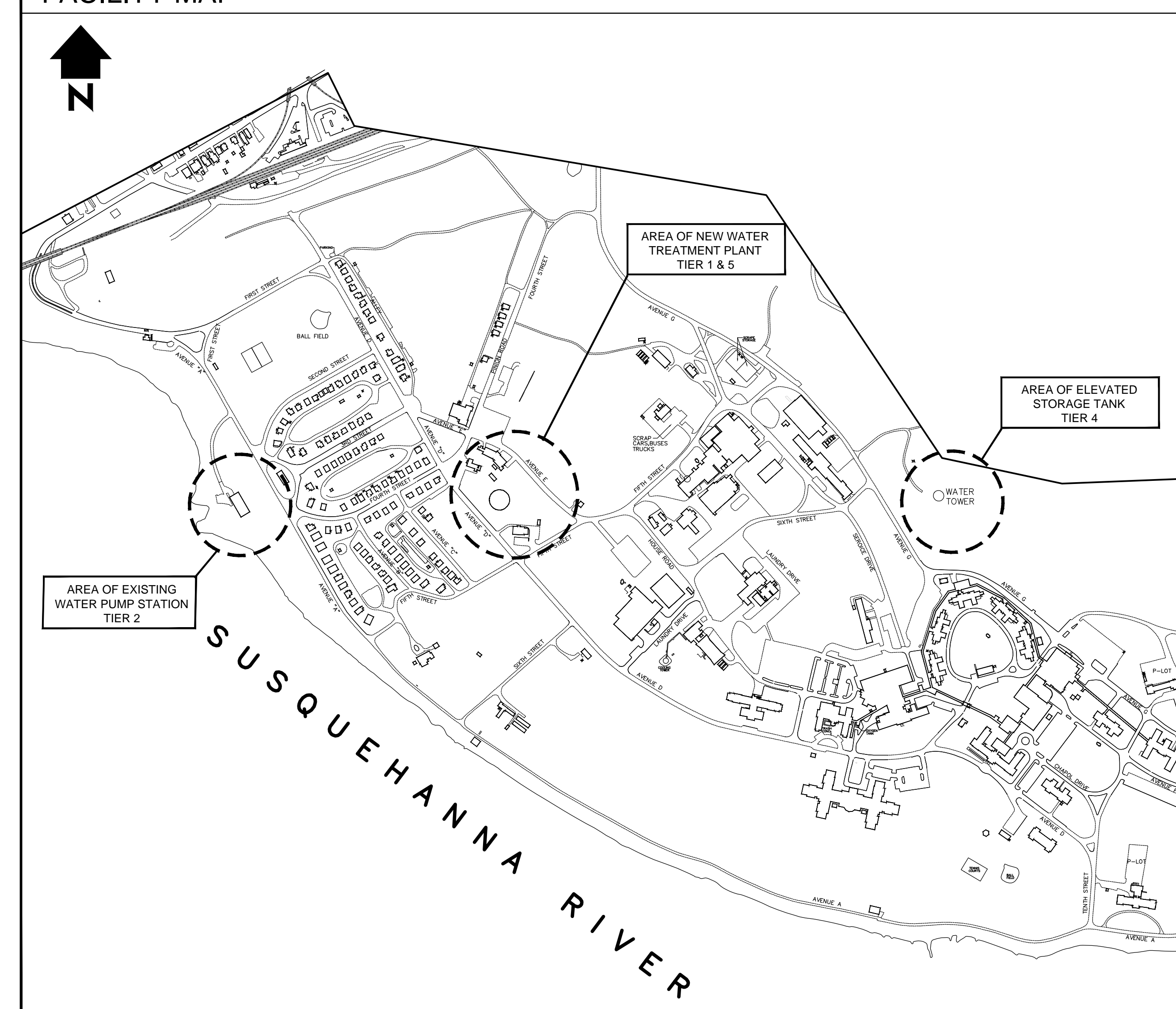
LOCATION MAP

NOT TO SCALE



FACILITY MAP

NOT TO SCALE



<i>Additions:</i>	<i>Date:</i>
<i>Revisions:</i>	

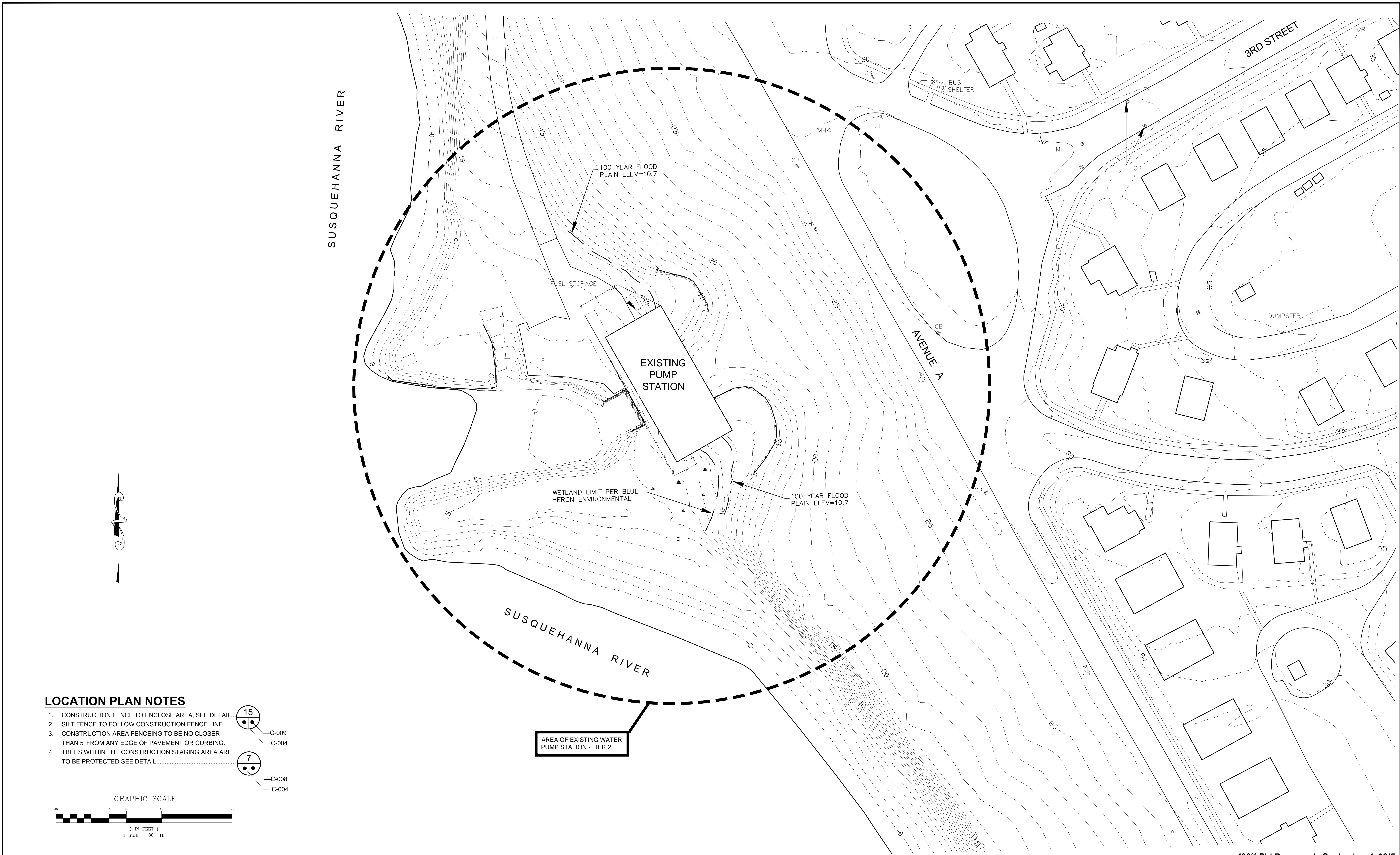
DCS Infrastructure, LLC
3249 route 112, building 4 suite 1B
Medford, N.Y. 11763 631-320-1706



Approved:	Approved: Chief, Facilities and Engineering:
	Approved: Associate Chief for Maintenance And Operations, Perry Point:
	Approved: Engineering Projects Supervisor
	Approved: Infection Control Officer

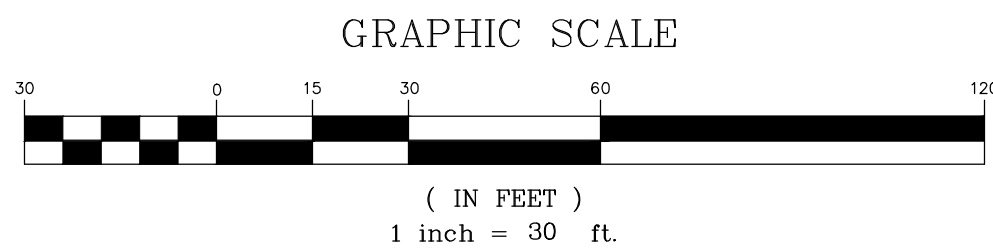
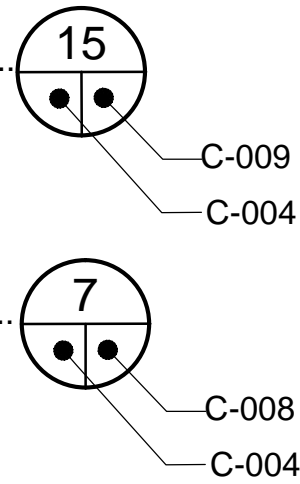
Drawing Title: TITLE SHEET - TIER 2 RAW WATER PUMP STATION		Project Title: POTABLE WATER SYSTEM IMPROVEMENTS - TIER 2 PERRY POINT MD VAMC				Date: 9/1/2015	
Approved: Associate Director for Operations: VAPAHS PLANNING AND ENGINEERING		Scale: NTS	Building No: 20	Checked: TV	Drawn: PB	Project No: 512A5-13-329	
Approved: Director, Medical Center:		Location: VAMC PERRY POINT, MD 21902				DRAWING NO: C-001 1 OF 24	

three inches = one foot
one and one half inch = one foot
one inch = one foot
three-quarters inch = one foot
one-half inch = one foot
three-eighths inch = one foot
one-quarter inch = one foot
one-eighth inch = one foot



LOCATION PLAN NOTES

1. CONSTRUCTION FENCE TO ENCLOSE AREA, SEE DETAIL.....
2. SILT FENCE TO FOLLOW CONSTRUCTION FENCE LINE.....
3. CONSTRUCTION AREA FENCEING TO BE NO CLOSER THAN 5' FROM ANY EDGE OF PAVEMENT OR CURBING.....
4. TREES WITHIN THE CONSTRUCTION STAGING AREA ARE TO BE PROTECTED SEE DETAIL.....



Additions:	Date:
Revisions:	

DCS Infrastructure, LLC

3249 route 112, building 4 suite 1B
Medford, N.Y. 11763

631-320-1706

Hatch Mott
MacDonald



Approved:

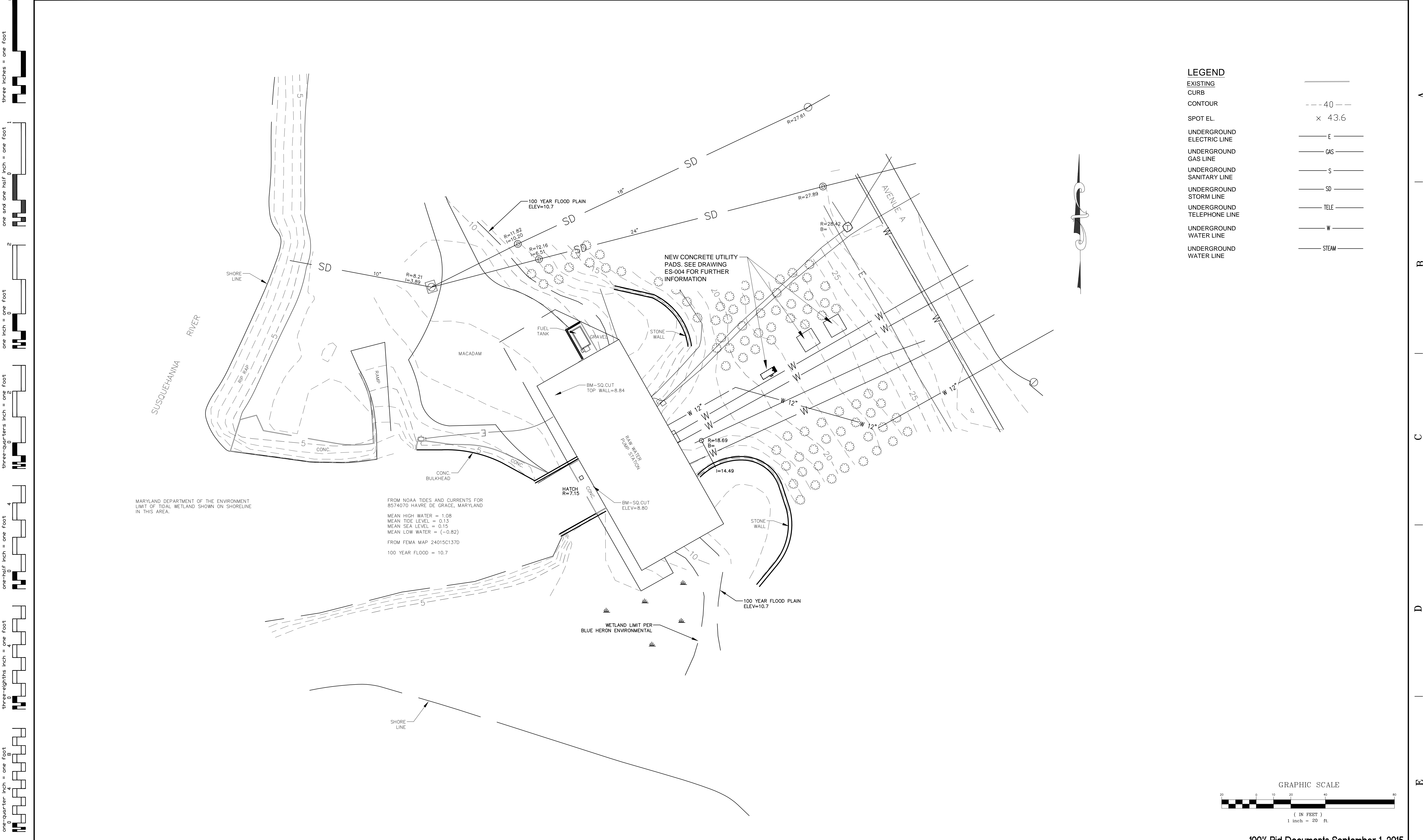
Approved: Chief, Facilities and Engineering:
Approved: Associate Chief for Maintenance And Operations, Perry Point:
Approved: Engineering Projects Supervisor
Approved: Infection Control Officer

Drawing Title:
OVERALL EXISTING CONDITIONS LOCATION PLAN - WATER PUMP STATION
Approved: Associate Director for Operations:
VAPAHS PLANNING AND ENGINEERING
Approved: Director, Medical Center:

Project Title:
POTABLE WATER SYSTEM IMPROVEMENTS - TIER 2 PERRY POINT MD VAMC
Scale:
1"=30'
Building No:
20
Checked:
TV
Drawn:
PB
Location:
VAMC PERRY POINT, MD 21902

Date:
9/1/2015
Project No:
512A5-13-329
DRAWING NO:
C-002
2 OF 24





1	2	3	4	5	6	7	8
three inches = one foot	one and one half inch = one foot	one inch = one foot	three-quarters inch = one foot	one-half inch = one foot	three-eighths inch = one foot	one-quarter inch = one foot	one-eighth inch = one foot

DCS Infrastructure, LLC

3249 route 112, building 4 suite 1B

Medford, N.Y. 11763

631-320-1706

Hatch Mott MacDonald

STATE OF NEW YORK

SEAL

NO. 078990

REGISTERED PROFESSIONAL ENGINEER

Approved:

Approved: Chief, Facilities and Engineering:

Approved: Associate Chief for Maintenance And Operations, Perry Point:

Approved: Engineering Projects Supervisor

Approved: Infection Control Officer

Drawing Title:

GENERAL SITE PLAN

Approved: Associate Director for Operations:

VAPAHCS PLANNING AND ENGINEERING

Approved: Director, Medical Center:

Project Title:

POTABLE WATER SYSTEM IMPROVEMENTS - TIER 2

PERRY POINT MD

VAMC

Scale:

1"=20'

Building No.:

20

Checked:

TV

Drawn:

PB

Location:

VAMC PERRY POINT, MD 21902

Date:

9/1/2015

Project No.:

512A5-13-329

DRAWING NO.:

C-003

3 OF 24

100% Bid Documents September 1, 2015

DEPARTMENT OF VETERANS AFFAIRS