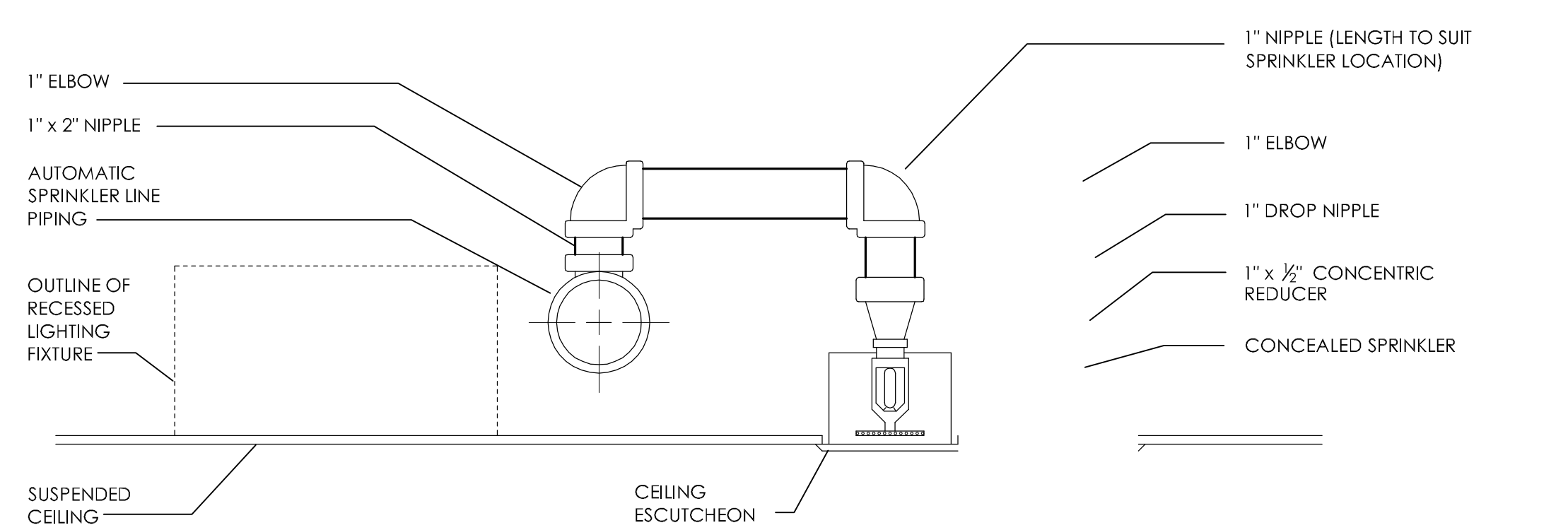
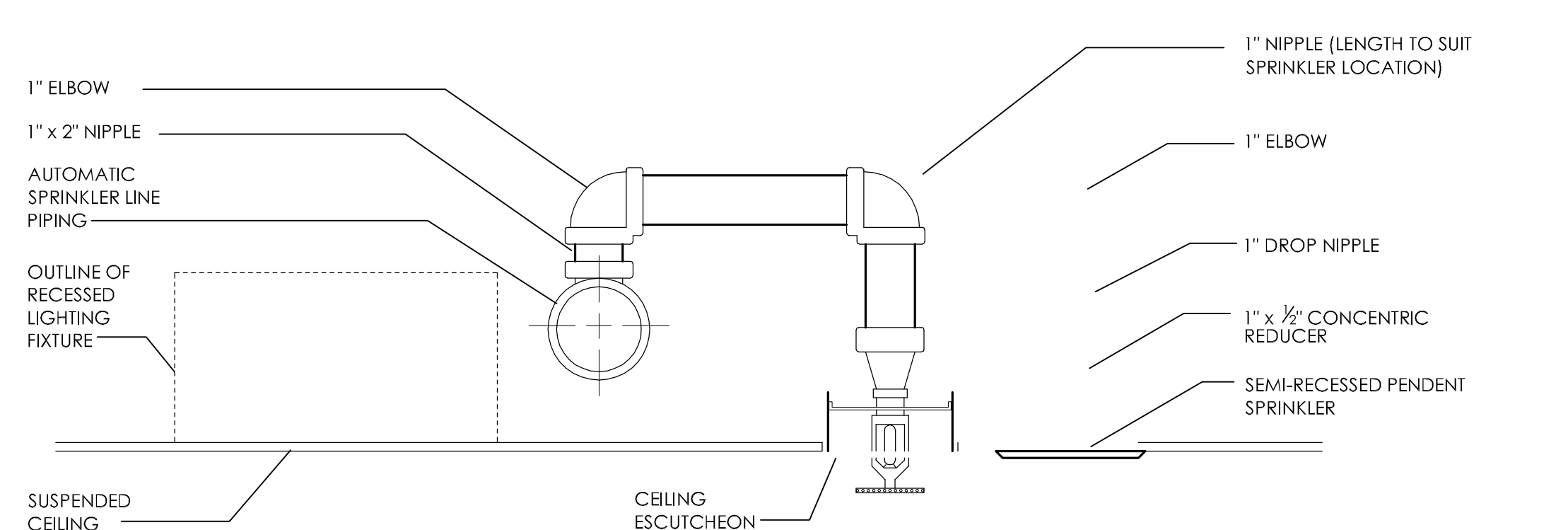


three inches = one foot  
one and one half inches = one foot  
one inch = one foot  
three quarters inch = one foot  
one half inch = one foot  
three eighths inch = one foot  
one quarter inch = one foot  
one eighth inch = one foot

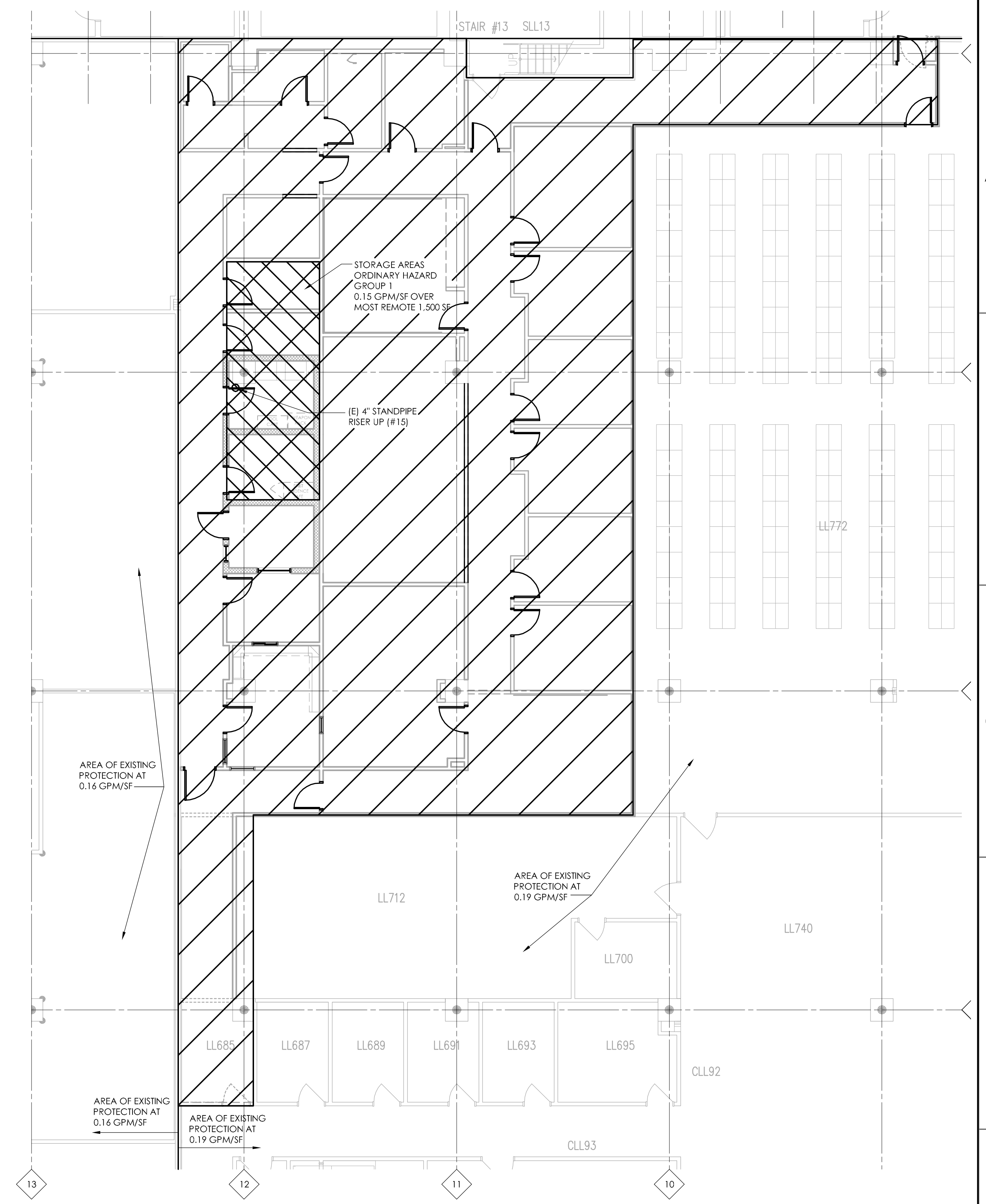


1 CONCEALED AND INSTITUTIONAL STYLE SPRINKLER  
NOT TO SCALE



2 SEMI-RECESSED PENDENT SPRINKLER  
NOT TO SCALE

- NOTES:
1. FIRE PROTECTION SYSTEM SHALL BE DESIGNED IN ACCORDANCE WITH APPLICABLE NFPA STANDARDS, INCLUDING NFPA 13 AND AUTHORITY HAVING JURISDICTION.
  2. HATCHED AREA INDICATES AREA OF NEW WORK, LIGHT HAZARD, UNLESS NOTED OTHERWISE.
  3. REWORK FIRE PROTECTION IN AREA OF NEW WORK TO ACCOMMODATE NEW PARTITIONS AND REVISED DENSITY.
  4. REVISED DENSITY IN AREA OF NEW WORK IS 0.10 GPM/SF OVER THE MOST REMOTE 1500 SF, UNLESS OTHERWISE NOTED.
  5. MAINTAIN PROTECTION IN EXISTING AREAS ADJACENT TO AREA OF WORK. IF REQUIRED BY NEW PARTITIONS, PROVIDE NEW SPRINKLER HEADS IN ORDER TO MAINTAIN EXISTING DESIGN CRITERIA.
  6. EXISTING DENSITY IN AREA OF NEW WORK IS 0.19 GPM/SF.
  7. FURNISH NEW SPRINKLER HEADS, 165° F, 1/2" ORIFICE.
  8. SPRINKLER HEADS IN THE HOLDING AND TOILET ROOMS SHALL BE TAMPER-RESISTANT, INSTITUTIONAL STYLE HEADS.
  9. PROVIDE 1" AUX DRAIN VALVES WITH HOSE END CONNECTIONS WHERE TRAPPED SECTIONS OF PIPING ARE INSTALLED.
  10. REFER TO SPECIFICATIONS FOR FIRE PUMP TEST REPORT.
  11. SEE REFERENCE SHEETS FOR EXISTING FIRE PROTECTION CONFIGURATION.
  12. COORDINATE INSTALLATION WITH WORK OF OTHER MECHANICAL, ARCHITECTURAL AND ELECTRICAL TRADES.
  13. HANGERS AND SUPPORTS SHALL BE PER NFPA 13, AND SHALL BE SUSPENDED FROM THE INTERSTITIAL FLOOR SUPPORT STEEL. SUPPORTING PIPING FROM THE INTERSTITIAL FLOOR OR DECKING IS NOT PERMITTED.



ENLARGED PLAN  
FIRE PROTECTION  
1/8" = 1'-0"

<b>KEY PLAN</b>		<b>US DEPARTMENT OF VETERANS AFFAIRS JOHN D. DINGELL VA MEDICAL CENTER 4646 JOHN R. STREET DETROIT, MI 48202</b>		<b>ARCHITECT/ENGINEERS:</b>  <b>Kahn</b> <b>Albert Kahn Associates, Inc.</b> Albert Kahn Building 7430 Second Ave. Detroit, Michigan 48202-2798 Albert Kahn Associates, Inc. is a member of the Albert Kahn Family of Companies. © 2007 ALBERT KAHN JOB # 0388-00100		<b>Drawing Title</b> <b>ENLARGED FIRE PROTECTION PLAN</b>		<b>Project Title</b> <b>POLICE SERVICES RELOCATION</b>		<b>Project Number</b> <b>553-11-108</b> <b>Building Number</b> <b>100</b>		<b>Office of Construction and Facilities Management</b>			
<b>Revisions</b>		<b>LOWER LEVEL PLAN</b>				<b>Approved Project Director</b>  J. P. COLE		<b>Location</b> <b>DETROIT, MICHIGAN</b>		<b>Drawing Number</b> <b>FP-400</b> Dwg. 20 of 50					
<b>Issue 006 - CD BID</b> 01.20.11								<b>Date</b> 01-20-2011		<b>Checked</b> JPC		<b>Drawn</b> PME			
<b>Issue 005 - CD OWNER REVIEW</b> 12.17.10															
<b>Issue 004 - DESIGN DEVELOPMENT RECORD</b> 11.12.10															
<b>Issue 003 - DESIGN DEVELOPMENT REVIEW</b> 09.08.10															