







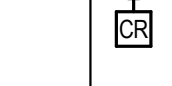


SECURITY DEVICE AND WIRING LEGEND			
SYMBOL	DESCRIPTION	WIRING	NOTE
	ACCESS CONTROL PANEL	1-120VAC EMERGENCY 20 AMP CIRCUIT 1-LAN/WAN NETWORK CONNECTION	
	DOOR CONTACT - CONCEALED	1-#18/2 PLENUM PER CONTACT	
	DURESS BUTTON - WALL MOUNTED	1-#18/2 PLENUM PER CONTACT	
	FIXED IP CAMERA	1-CAT6 PLENUM	
	HELP/DURESS BUTTON	1-#18/2 PLENUM PER CONTACT	
	PROXIMITY CARD READER - WALL MOUNTED	SEE WIRE TYPE BELOW	
	SIREN - WALL MOUNTED	1-#18/2 PLENUM PER CONTACT	
	WORKSTATION		

TYPICAL DOOR CONFIGURATIONS			
SYMBOL	DESCRIPTION	WIRING	NOTES
	PROXIMITY CARD READER - WALL MOUNTED	1-#224 SHIELDED PLENUM CABLE FROM ACP (SRI DATA) 1-#184 SHIELDED CABLE FROM ACP (12V AND 24VDC) 1-#185 SHIELDED PLENUM (FROM READER TO SRI ABOVE DOOR)	C,K
	ALARM CONTACT - CONCEALED	1-#182 PLENUM (AT DOOR CONTACTS WITH SINGLE CONNECTION) 2-#182 PLENUM (AT DPOT CONTACT ONLY)	B,C,U,K
	ELECTRIFIED LOCK	USE RED/BLACK OF 184 ABOVE TO POWER REX AND SRI	C,F,K
	REQUEST-TO-EXIT SENSOR	1-#185 PLENUM (FROM REX TO SRI ABOVE DOOR) USE GREEN/WHITE OF 184 ABOVE TO POWER LOCK 1-#182 PLENUM (POWER FROM ACP)	C,K

360-J SECURITY DRAWING INDEX	
SHT	SHEET DESCRIPTION
360-J TY000	SECURITY SYMBOLS LEGEND AND SHEET INDEX
360-J TY101	SECURITY DEVICE PLAN - BLDG 360-J PHARMACY
360-J TY201	SECURITY - RISER DIAGRAM
360-J TY301	SECURITY REFLECTED CEILING PLAN - BLDG 360-J PHARMACY
360-J TY401	SECURITY - DETAIL SHEET

SCOPE OF WORK	
ELECTRICAL	
1	PROVIDE AND INSTALL ALL CONDUIT, BACK BOXES, PULL POWER BOXES AS SHOWN ON DRAWINGS.
HARDWARE CONTRACTOR	
1	PROVIDE AND INSTALL ELECTRIFIED HARDWARE, ELECTRIC TRANSFER HINGES AND POWER BOOSTERS FOR PANIC HARDWARE AS REQUIRED. COORDINATE WITH THE SECURITY CONTRACTOR TO CONNECT THE HARDWARE TO THE SECURITY SYSTEM.
OWNERS IT	
1	THE OWNER WILL PROVIDE APPROPRIATE NETWORK CONNECTS AND TELEPHONE JACKS AT LOCATIONS AS SHOWN ON THE DRAWINGS. THE OWNER WILL ALSO PROVIDE PCS FOR WORKSTATIONS AND OTHER CONVENTIONAL COMPUTER EQUIPMENT REQUIRED FOR THE ACCESS CONTROL AND CCTV SYSTEMS. REVIEW THE PROJECT SPECIFICATIONS AND DRAWING NOTES FOR SPECIFIC SCOPES OF WORK AND EQUIPMENT TO BE PROVIDED.
SECURITY	
1	SECURITY CONTRACTOR SHALL PROVIDE, INSTALL AND PROGRAM A COMPLETELY FUNCTIONAL AND OPERATIONAL SYSTEM AS SHOWN ON DRAWINGS AND SPECIFICATIONS.
2	THE SECURITY CONTRACTOR SHALL PROVIDE A PHASED INSTALLATION OF THE ELECTRONIC SECURITY BASED ON THE OWNER AND GENERAL CONTRACTOR'S SCHEDULE
3	SECURITY CONTRACTOR SHALL PROVIDE AND INSTALL ALL WIRING DEVICES, CONNECTIONS, PROGRAMMING, AND COORDINATION REQUIRED FOR A COMPLETELY FUNCTIONAL AND OPERATIONAL SYSTEM. SECURITY CONTRACTOR SHALL PROVIDE ANY CUSTOM BACKBOXES REQUIRED.
4	INCLUDE FINAL CONNECTION, PROGRAMMING, TRAINING, AND TESTING OF THE WORK TO THE HEAD-END EQUIPMENT PER THE OWNERS, SECURITY CONSULTANT AND SPECIFICATION REQUIREMENTS.
5	ATTENDANCE AT CONSTRUCTION COORDINATION MEETINGS PER THE GENERAL CONTRACTORS SCHEDULE AND REQUIREMENTS.
6	COORDINATION OF WORK WITH OTHER DESIGN AND INSTALLATION TRADES.
7	INSTALL END-OF-LINE (EOL) RESISTORS AS REQUIRED. EOL'S SHALL BE INSTALLED AT THE INDIVIDUAL POINTS OF PROTECTION NOT AT THE PANEL OR POPIT MODULES.

SECURITY DEVICE LEGEND NOTES

A	ALL EXIT DOORS TO REMAIN FREE OPENING FROM EXIT SIDE.
B	ON DOUBLE DOORS INSTALL TWO (2) CONTACTS, SERIES THE CIRCUIT AT THE DOORS AND RUN ONE CABLE TO HEAD-END.
C	ALL CABLES TO BE PLENUM RATED.
D	120VAC POWER BY ELECTRICAL CONTRACTOR. PROVIDE DEDICATED CIRCUITS TERMINATED PER THE PROJECT DETAILS.
E	NETWORK BY KP-IT.
F	BY HARDWARE CONTRACTOR.
G	CABLE TO BE PARALLEL.
H	PHONE CONNECTIONS BY KP-IT. PROVIDE ANALOG LINES.
I	PROVIDE TWO WIRES AT CONTACTS WITH CONNECTIONS TO THE ACCESS CONTROL SYSTEM AND TO THE INTRUSION ALARM SYSTEMS. ONLY ONE WIRE IS REQUIRED IF THE DEVICE AND POINT ONLY CONNECT TO ONE SYSTEM.
J	NETWORK CONNECTION BY SECURITY CONTRACTOR.
K	CABLES TO PARALLEL.
L	PC BY KP-IT SEE SPECIFICATIONS.
M	BY OTHERS

SECURITY ABBREVIATIONS	
A.C.P.	ACCESS CONTROL PANEL
A.F.F.	ABOVE FINISHED FLOOR
F.O.V.	FIELD OF VIEW
I.A.P.	INTRUSION-ALARM PANEL
NA	NOT APPLICABLE
RECP	RECEPTION
S.O.C.	SECURITY OPERATIONS CENTER
SH	SHIELDED
T.B.D.	TO BE DETERMINED
TW	TWISTED
U.O.N.	UNLESS OTHERWISE NOTED
V.I.F.	VERIFY IN FIELD
WP	WEATHER PROOF

SECURITY GENERAL NOTES

1 ALL WORK SHALL BE IN ACCORDANCE WITH THE LATEST EDITION OF THE NATIONAL ELECTRICAL CODE AND ALL APPLICABLE LOCAL CODES. THE CONTRACTOR SHALL NOT INTERMIX ANY LINE VOLTAGE POWER WIRES (120VAC) WITH ANY LOW VOLTAGE SIGNAL OR CONTROL WIRES IN ANY CONDUIT.

2 VERIFY ALL FIELD DIMENSIONS AND CONDITIONS, NOTIFY ARCHITECT OF ANY DISCREPANCIES FOUND. VERIFY DIMENSIONS OF ALL OWNER FURNISHED EQUIPMENT & SERVICES TO ENSURE PROPER COORDINATION WITH CONSTRUCTION.

3 SCHEDULE ALL WORK, INCLUDING CONSTRUCTION ACCESS AND STORAGE, WITH THE OWNER OR THOSE DESIGNATED BY THE OWNER. THE CONSTRUCTION SCHEDULE SHALL BE APPROVED BY THE OWNER PRIOR TO THE START OF CONSTRUCTION.

4 ALL UTILITIES REQUIRED FOR THE CONTINUOUS OPERATION OF ALL EXISTING FACILITIES MUST BE MAINTAINED IN SERVICE AT ALL TIMES (IF APPLICABLE).

5 CONTRACTOR SHALL PROVIDE DUST PROTECTION AS REQUIRED TO CONTAIN DUST AND DEBRIS WITHIN CONSTRUCTION AREA. BROOM CLEAN ALL AREAS EACH DAY.

6 COORDINATE WITH THE OWNER TO DETERMINE IF REMOVED ITEMS (IF APPLICABLE) WILL BE KEPT BY THE OWNER. COORDINATE A STORAGE LOCATION AND DELIVER AS DIRECTED BY THE OWNER. DISPOSAL OF OLD EQUIPMENT SHALL BE IN ACCORDANCE WITH FEDERAL, STATE AND LOCAL LAWS.

7 WORK SHALL BE EXECUTED IN A CAREFUL AND ORDERLY MANNER WITH THE LEAST POSSIBLE DISTURBANCE TO THE PUBLIC AND OCCUPANTS OF EXISTING BUILDINGS. INTERRUPTING PERSONNEL AT WORK IS A RESULT OF THIS UNDESIRABLE. SHALL ALWAYS BE KEPT TO A MINIMUM. CONTRACTOR SHALL PROVIDE TRAFFIC AND SAFETY SIGNS AND BARRIERS WHERE NECESSARY. NO POWER LINE IN THE BUILDING SHALL BE SHUT DOWN UNLESS REQUESTED AND APPROVED BY THE OWNER IN ADVANCE.

8 THE CONTRACTORS AND SUBCONTRACTORS PERFORMING WORK ON PREMISES SHALL BE RESPONSIBLE FOR INITIATING, MAINTAINING AND SUPERVISING A REASONABLE AND PRUDENT SAFETY PROGRAM INCLUDING, BUT NOT LIMITED TO, THE ISOLATION OF WORK AREAS AND THE PROMPT REMOVAL OF ANY DEBRIS OR TOOLS WHICH MIGHT ENDANGER VISITORS OR EMPLOYEES OF THE FACILITY. ALL ROADS AND WALKWAYS SHALL REMAIN CLEAR AND UNOBSTRUCTED. WHEN NECESSARY ALTERNATE ROUTES MUST BE MAINTAINED. SHOULD UNSAFE CONDITIONS OCCUR.

9 COORDINATION WITH OTHER CONTRACTORS.
IF ANY PART OF THE CONTRACTOR'S WORK DEPENDS UPON THE WORK OF A SEPARATE CONTRACTOR, THIS CONTRACTOR SHALL INSPECT SUCH OTHER WORK AND PROMPTLY REPORT IN WRITING TO THE PROJECT ARCHITECT ANY DEFECTS IN SUCH OTHER WORK THAT RENDER IT UNSUITABLE TO RECEIVE THE WORK OF THIS CONTRACTOR. FAILURE TO INSPECT AND REPORT SHALL CONSTITUTE AN ACCEPTANCE OF THE OTHER CONTRACTOR'S WORK EXCEPT AS TO DEFECTS WHICH DEVELOP IN OTHER CONTRACTOR'S WORK AFTER EXECUTION OF THIS CONTRACTOR'S WORK.

10 THE CONTRACTOR SHALL ALWAYS MAINTAIN, AT THE JOB SITE, UPDATED 'RECORD' DRAWINGS. THESE DRAWINGS SHALL BE AVAILABLE TO THE ARCHITECTS, INSPECTORS OR THE OWNERS UPON REQUEST.

11 NO CABLE SHALL BE SPliced UNLESS TWO OR MORE DEVICES ARE CONNECTED TO THE SAME CIRCUIT OR THE DEVICE IS PROVIDED FROM THE FACTORY WITH PIGTAIL WIRES. WHERE SPlicing IS REQUIRED, THE SPlice SHALL BE SOLDERED AND TAPED, IT SHALL BE DONE IN EITHER A SPECIAL TERMINAL BOX, AT THE BACK BOX OR AT THE DEVICE TERMINAL LUGS. ALL SPlice BOXES MUST BE IN ACCESSIBLE AREAS AND CLEARLY MARKED ON THE RECORD DRAWINGS.

12 ALL WIRES SHALL BE COLOR CODED AND SHALL BE CONNECTED IN A UNIFORM MANNER. TRANSPOSING OR CHANGING OF COLOR CODES SHALL NOT BE PERMITTED. WIRE AND CABLE SIZES, NUMBER OF CONDUCTORS, SHIELDING OR OTHER ITEMS LISTED ON THESE DRAWINGS ARE A GUIDE TO THE CORRECT PRODUCT REQUIRED TO ACHIEVE A WORKING SYSTEM AND REPRESENT THE MINIMUM ACCEPTABLE STANDARDS. CONTRACTOR SHALL CONSULT MANUFACTURER'S RECOMMENDATION FOR CABLEING AND USE WHICHEVER IS GREATER IN QUALITY, QUANTITY, GAUGE, SHIELDING AND NUMBER OF CONDUCTORS.

13 ALL WIRING, INCLUDING SHIELDS, MUST BE FREE OF SHORTS, GROUNDS AND STRAY VOLTAGES. ALL EXPOSED SURFACE MOUNTED CABLE UNDER 12" A.F.F. SHALL BE IN CONDUIT WHERE INSTALLED IN AREAS WITHOUT CEILINGS.

14 ALL CABLE SHALL BE PLENUM RATED ON J-HOOKS. UNDER GROUND CABLE SHALL BE RATED FOR WET APPLICATIONS. ALL EXTERIOR CABLE SHALL BE IN CONDUIT.

15 A PRE PRINTED VINYL MATERIAL MARKER WRAPPED IN ADHESIVE CLEAR PLASTIC SHALL BE PROVIDED TO THE FOLLOWING:
A. CABLES WITHIN 6" UPON ENTRY AT ANY SECURITY PANEL, TERMINATION OR SPlice BOX.
B. ALL WIRE LEADS WITHIN 6" FROM ANY TERMINAL BLOCK.
C. THE CONTRACTOR SHALL SUBMIT SAMPLES OF MARKERS AND ANY NUMBERING OR MARKING SYSTEM FOR REVIEW PRIOR TO IMPLEMENTATION.

16 ALL NEW ELECTRICAL POWER SUPPLIED TO SECURITY EQUIPMENT OR DEVICES SHALL BE ON AN EMERGENCY SYSTEM INCLUDING UPS WHERE AVAILABLE. ALL CONDUCTORS AND CIRCUIT BREAKERS SHALL BE SIZED IN ACCORDANCE WITH THE CONNECTED LOADS (20 AMP MINIMUM). ALL CIRCUITS SHALL BE DEDICATED. A GROUND CONDUCTOR SHALL ALWAYS BE INSTALLED IN ANY POWER WIRING. ALL SECURITY EQUIPMENT UTILIZING ELECTRICAL POWER SHALL ALSO BE ADEQUATELY GROUNDED.

17 WHERE A NEW CIRCUIT FOR SECURITY IS TAKEN FROM A PANEL, BOARD UTILIZED FOR OTHER ELECTRICAL PURPOSES, THE GROUND CIRCUIT BREAKER FOR SECURITY EQUIPMENT SHALL BE CLEARLY LABELED TO PREVENT ANY ACCIDENTAL SWITCH-OFF. NO SECURITY CIRCUIT IS TO BE SHARED WITH NON-SECURITY EQUIPMENT UNLESS OTHERWISE NOTED ON THE DRAWINGS.

18 THE CONTRACTOR SHALL PROPERLY SEAL ALL CONDUIT OR SLEEVE PENETRATIONS THROUGH ALL WALLS, FLOORS AND CEILINGS USING APPROVED FIRE STOPPING MATERIALS AND SEALANTS REGARDLESS OF RATING AND AS PER APPLICABLE BUILDING CODES.

19 ALL ROUTING OF WIRING AND ANY RELATED CONDUIT IS DIAGRAMMATIC. CONTRACTOR SHALL FIELD VERIFY EXACT ROUTING PRIOR TO INSTALLATION.

20 PROVIDE PULL STRINGS IN ALL CONDUITS. PROVIDE BLANK COVERS ON ALL JUNCTION AND PULL BOXES.

21 ALL CONDUITS AND CABLE PATHS SHALL RUN PARALLEL WITH OR AT RIGHT ANGLES TO THE WALLS. IF MORE THAN THREE 90 DEGREE BENDS ARE TO BE USED IN THE CONDUIT RUN, INSERT A PULL BOX. CONTRACTOR SHALL SIZE THE BOX ACCORDINGLY. CONDUITS SHALL BE SIZED AS INDICATED ON THE DRAWINGS OR LARGER AS REQUIRED TO COMPLY WITH CODE. MINIMUM ALLOWABLE CONDUIT SIZE SHALL BE 3/4".

22 THE CONTRACTOR SHALL CLEAN AND THOROUGHLY CHECK ALL INSTALLED WORK PRIOR TO CONCEALING OF ARCHITECTURAL FINISHING. CLEAN ALL EXPOSED SURFACES AND NEW EQUIPMENT AFTER COMPLETION. THE CONTRACTOR SHALL ALSO REPAIR OR CLEAN ALL SOILED SURFACES, PAINTED SURFACES OR DAMAGED ARCHITECTURAL FINISHES TO MATCH THE ADJACENT AREA. WHERE REQUIRED, CLEANING, PATCHING OR PAINTING TO BRING THE AFFECTED SURFACE OR FINISH BACK TO ITS ORIGINAL CONDITION SHALL BE THE RESPONSIBILITY OF THE CONTRACTOR.

23 ALL SECURITY DEVICES AND EQUIPMENT SHALL BE INSTALLED WITH CONSIDERATION TO BARRIER FREE ACCESSIBILITY.

24 WHERE THE CONTRACTOR HAS TO CHANGE ANY DEVICE TYPE OR MOUNTING TO SUIT ACTUAL CONDITIONS, THIS SHALL BE DONE WITHOUT EXTRA COST TO THE OWNERS. THIS INCLUDES ANY ADDITIONAL PART TO BE SUPPLIED BY THE CONTRACTOR TO ACCOMPLISH PROPER MOUNTING OF A DEVICE. HOWEVER, IT SHALL BE REQUESTED, SUBMITTED AND APPROVED IN WRITING BEFORE COMMENCING THE WORK.

25 COORDINATE ALL TELEPHONE AND DATA (LAN/WAN) INSTALLATION AND CONNECTION REQUIREMENTS WITH THE OWNERS IT DEPARTMENT REPRESENTATIVE AND THE GENERAL CONTRACTOR.

26 THE CONTRACTOR SHALL UNDERTAKE THIS WORK IN ITS ENTIRETY IN ACCORDANCE WITH ITS DESIGN AND PURPOSE. ALL WORK SHALL BE CARRIED OUT IN A PROFESSIONAL MANNER WITH MAXIMUM EFFICIENCY AND EXCELLENT WORKMANSHIP.

27 THE CONTRACTOR SHALL INCLUDE ANY COORDINATION, RELAYS, TIMERS, NETWORK CARDS, TERMINAL STRIPS, ETC., REQUIRED FOR A COMPLETELY FUNCTIONAL INTERFACE WITH ELEVATOR CONTROLLERS, DOOR HARDWARE AND AUTOMATIC DOOR OPERATORS, WHICH EVER IS APPLICABLE.

28 ALL EXIT DOORS TO REMAIN FREE OPENING FROM EXIT SIDE. U. O. N.

29 IN THE EVENT OF A DISCREPANCY BETWEEN THE SPECIFICATIONS AND THE DRAWINGS, WHICHEVER IS MORE STRINGENT OR CALLS FOR THE HIGHEST QUANTITY OR QUALITY OF MATERIALS HAS PRECEDENCE.

30 THE USE OF THE WORD "PROVIDE" IN CONNECTION WITH ANY ITEM SPECIFIED, IS INTENDED TO MEAN THAT SUCH SHALL BE FURNISHED, INSTALLED AND CONNECTED, WHERE SO REQUIRED, EXCEPT AS NOTED OTHERWISE.

31 PRIOR TO SUBMITTAL OF BID, NOTIFY, IN WRITING, SPECIFIED MATERIALS OR EQUIPMENT WHICH ARE EITHER UNAVAILABLE OR WILL CAUSE A DELAY IN CONSTRUCTION COMPLETION SCHEDULE.

32 SEE ARCHITECTURAL PLAN FOR EXTING.

33 SEE ELECTRICAL PLANS FOR J-HOOK DETAILS AND ROUTING.

34 ELECTRICAL CIRCUITS SHOWN IN THIS SET ARE FOR REFERENCE ONLY AND PROVIDED AND INSTALLED BY THE ELECTRICAL CONTRACTOR. SEE ELECTRICAL SHEETS FOR CIRCUIT NUMBERS, CIRCUITS AND PANEL LOCATIONS.

35 WHERE CONCRETE FLOORS ARE TO BE CORED, AN X-RAY MACHINE SHALL BE USED TO INSURE THAT NO STRUCTURAL ELEMENTS (E.G. REBAR) WILL BE COMPROMISED OR DAMAGED.

36 PENETRATIONS THROUGH THE FIRE RATED FLOORS AND WALLS SHALL BE PROTECTED IN ACCORDANCE WITH CBC SECTIONS 709.6 AND 710.1. SYSTEMS SHALL BE INSTALLED IN ACCORDANCE WITH MANUFACTURER'S INSTALLATION INSTRUCTIONS AND APPROVED LISTING. MANUFACTURER'S INSTALLATION INSTRUCTIONS AND APPROVED LISTINGS SHALL BE PROVIDED FOR REVIEW BY INSPECTION AGENCIES. SUBSTITUTIONS OF OR REVISIONS OR ADDITIONS TO APPROVED SYSTEMS SHALL BE SUBMITTED TO THE OSHPD FIRE MARSHAL (IF REQUIRED) AND THE INSPECTOR OF RECORD FOR REVIEW AND APPROVAL.

[illegible]

CONSULTANTS:



ARCHITECT

POLYTECH ASSOCIATES INC.
235 Pine Street, 17th Floor
San Francisco, CA 94104
TEL (415) 397-3117
FAX (415) 397-1517

Drawing Title
SECURITY SYMBOLS LEGEND AND SHEET INDEX

Approved: Project Director

Project Title
POST TRAUMATIC STRESS DIAGNOSIS (PTSD)
EXPANSION & RENOVATION

Location	795 WILLOW ROAD, MENLO PARK, CA
----------	---------------------------------

Checked
AW

	Drawing Number
--	----------------

360-J 1 Y000

100% CD / BID SUBMISSION
FEBRUARY 2, 2016

Office of
Construction
and Facilities
Management



A

B

C

D

E

F

G

H

I

J

K

L

M

N

O

P

Q

R

S

T

U

V

W

X

Y

Z

AA

AB

AC

AD

AE

AF

AG

AH

AI

AJ

AK

AL

AM

AN

AO

AP

AQ

AR

AS

AT

AU

AV

AW

AX

AY

AZ

BA

BB

BC

BD

BE

BF

BG

BH

BI

BJ

BK

BL

BM

BN

BO

BP

BQ

BR

BS

BT

BU

BV

BW

BX

BY

BZ

CA

CB

CC

CD

CE

CF

CG

CH

CI

CJ

CK

CL

CM

CN

CO

CP

CQ

CR

CS

CT

CU

CV

CW

CX

CY

CA

CB

CC

CD

CE

CF

CG

CH

CI

CJ

CK

CL

CM

CN

CO

CP

CQ

CR

CS

CT

CU

CV

CW

CX

CY

CA

CB

CC

CD

CE

CF

CG

CH

CI

CJ

CK

CL

CM

CN

CO

CP

CQ

CR

CS

CT

CU

CV

CW

CX

CY

CA

CB

CC

CD

CE

CF

CG

CH

CI

CJ

CK

CL

CM

CN

CO

CP

CQ

CR

CS

CT

CU

CV

CW

CX

CY

CA

CB

CC

CD

CE

CF

CG

CH

CI

CJ

CK

CL

CM

CN

CO

CP

CQ

CR

CS

CT

CU

CV

CW

CX

CY

CA

CB

CC

CD

CE

CF

CG

CH

CI

CJ

CK

CL

CM

CN

CO

CP

CQ

CR

CS

CT

CU

CV

CW

CX

CY

CA

CB

CC

CD

CE

CF

CG

CH

CI

CJ

CK

CL

CM

CN

CO

CP

CQ

CR

CS

CT

CU

CV

CW

CX

CY

CA

CB

CC

CD

CE

CF

CG

CH

CI

CJ

CK

CL

CM

CN

CO

CP

CQ

CR

CS

CT

CU

CV

CW

CX

CY

CA

CB

CC

CD

CE

CF

CG

CH

CI

CJ

CK

CL

CM

CN

CO

CP

CQ

CR

CS

CT

CU

CV

CW

CX

CY

CA

CB

CC

CD

CE

CF

CG

CH

CI

CJ

CK

CL

CM

CN

CO

CP

CQ

CR

CS

CT

CU

CV

CW

CX

CY

CA

CB

CC

CD

CE

CF

CG

CH

CI

CJ

CK

CL

CM

CN

CO

CP

CQ

CR

CS

CT

CU

CV

CW

CX

CY

CA

CB

CC

CD

CE

CF

CG

CH

CI

CJ

CK

CL

CM

CN

CO

CP

CQ

CR

CS

CT

CU

CV

CW

CX

CY

CA

CB

CC

CD

CE

CF

CG

CH

CI

CJ

CK

CL

CM

CN

CO

CP

CQ

CR

CS

CT

CU

CV

1 SE REFLECTED CEILING DEVICE PLAN - BLDG 360-J PHARMACY
1/4" = 1'-0"

100% CD / BID SUBMISSION
FEBRUARY 2, 2016

[illegible]

CONSULTANTS:



ARCHITECT

POLYTECH ASSOCIATES INC.
235 Pine Street, 17th Floor
San Francisco, CA 94104
TEL (415) 397-3117
FAX (415) 397-1517

Drawing Title	SECURITY REFLECTED CEILING PLAN - BLDG 360-J PHARMACY
---------------	---

Approved: Project Director

Project Title	POST TRAUMATIC STRESS DIAGNOSIS (PTSD) EXPANSION & RENOVATION
---------------	--

	Location 795 WILLOW ROAD, MENLO PARK, CA

Project Number	640-Z35003
----------------	------------

Building Number
BUILDING 334 & 360

Drawing Number	360-J TY301
----------------	-------------

Office of
Construction
and Facilities
Management



