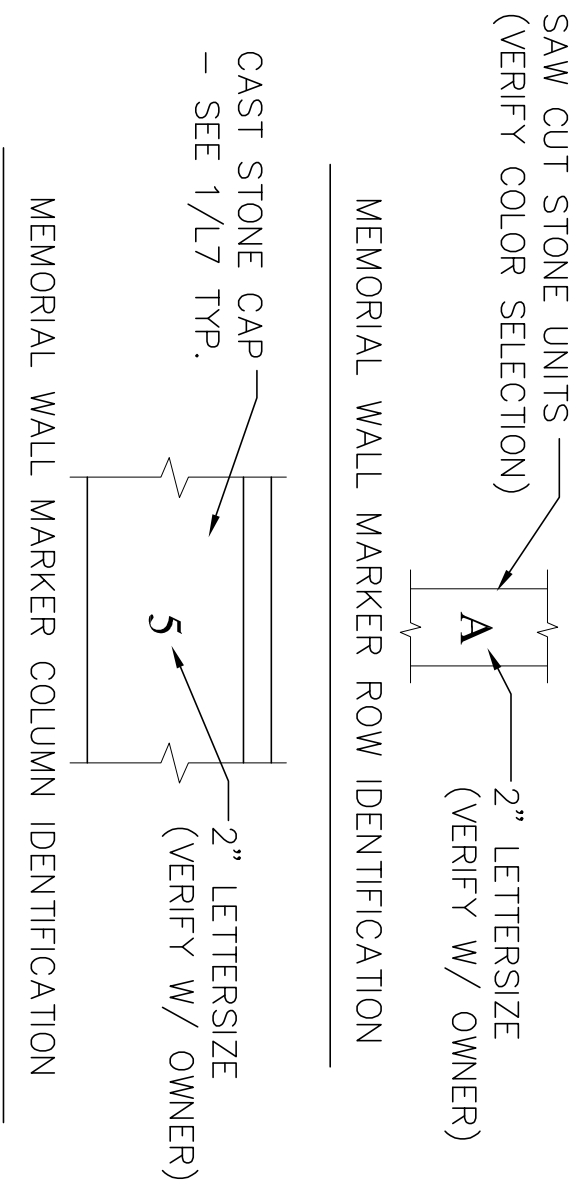
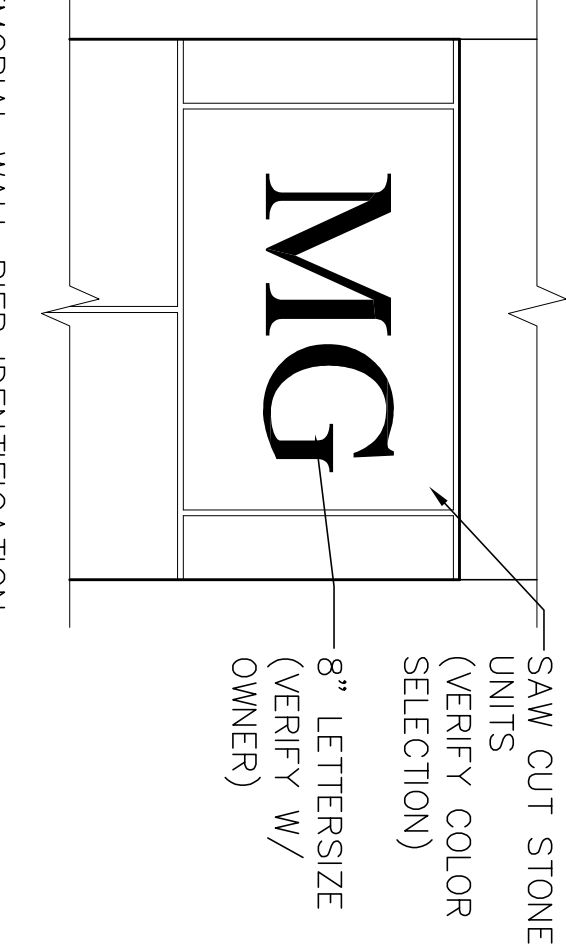


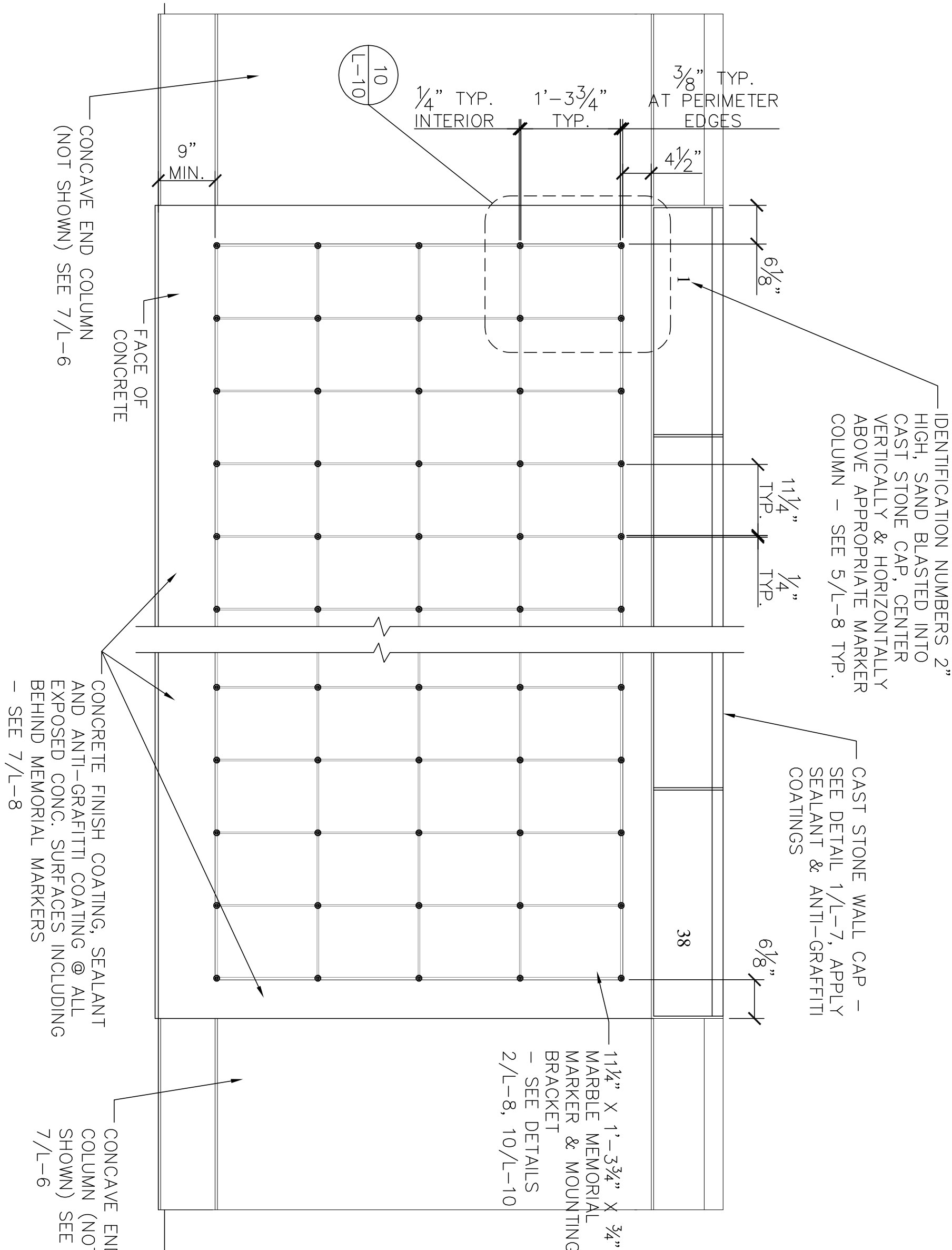
NOTES:

1. IDENTIFICATION LETTERS  
SANDBLAST INTO SAW CUT STONE UNITS.  
(OPTIMAL FONT (VERIFY FONT WITH OWNER).
2. IDENTIFICATION SEQUENCE  
- 3/L-6 & 4/L-6 FOR MEMORIAL BAY ADDRESSING SEQUENCE  
- DETAILS 3/L-6 & 4/L-6 FOR MEMORIAL ROW ADDRESSING SEQUENCE  
- DETAILS 3/L-6 & 4/L-6 FOR MEMORIAL COLUMN ADDRESSING SEQUENCE



5 MEMORIAL WALL ADDRESSING

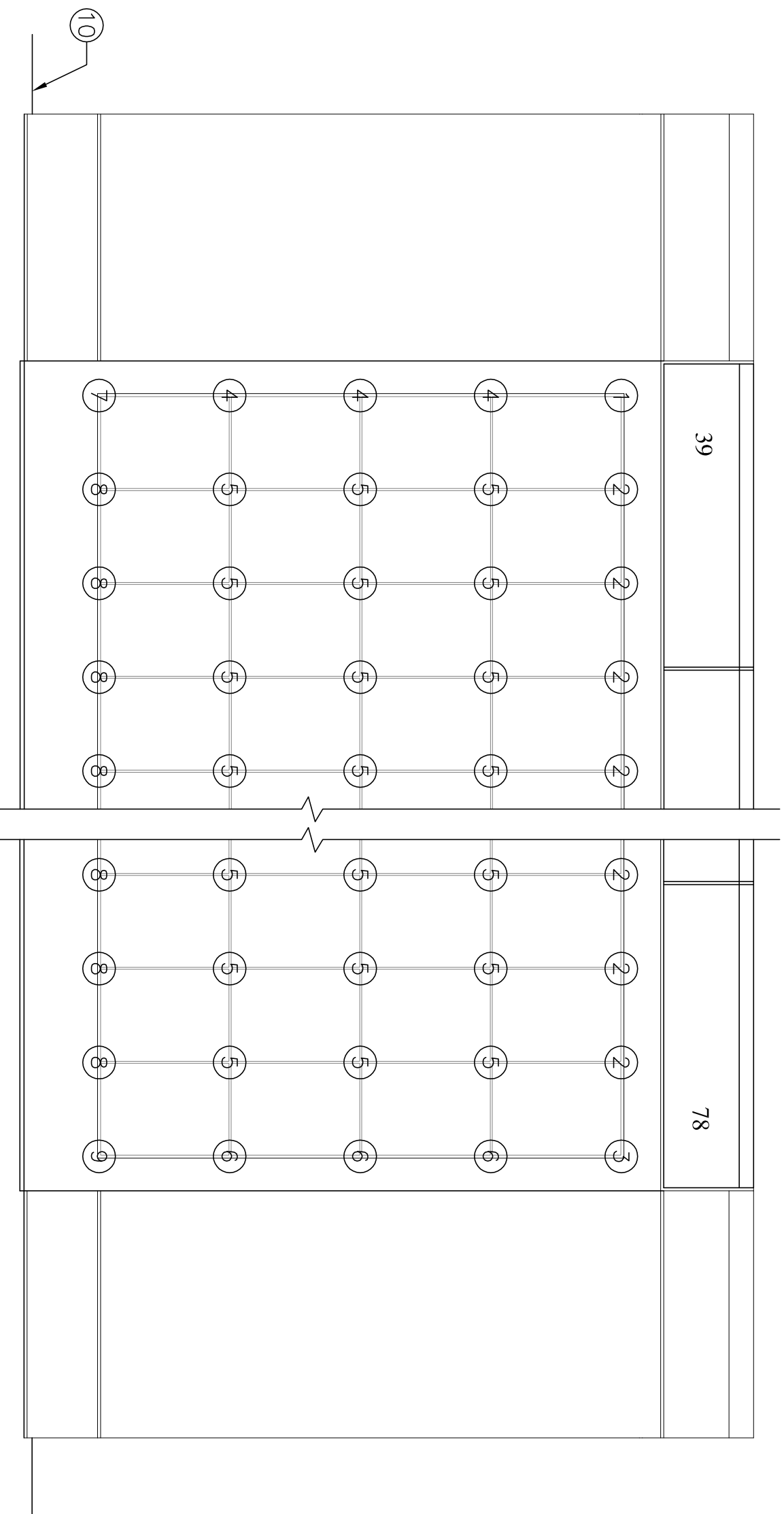
6 TYPICAL WALL FLASHING



1 MEMORIAL WALL - CONCAVE SIDE

- 1 TOP LEFT CORNER ROSETTE ATTACHMENT SEE DETAIL 7/L9 SIM.
- 2 TOP EDGE ROSETTE ATTACHMENT SEE DETAIL 5/L9
- 3 TOP RIGHT CORNER ROSETTE ATTACHMENT SEE DETAIL 7/L9
- 4 LEFT SIDE EDGE CENTER ROSETTE ATTACHMENT SEE DETAIL 3/L9
- 5 CENTER ROSETTE ATTACHMENT SEE DETAIL 1/L9
- 6 RIGHT SIDE EDGE CENTER ROSETTE ATTACHMENT SEE DETAIL 3/L9
- 7 LEFT BOTTOM CORNER ROSETTE ATTACHMENT SEE DETAIL 3/L10
- 8 BOTTOM EDGE CENTER ROSETTE ATTACHMENT SEE DETAIL 1/L10
- 9 RIGHT BOTTOM CORNER ROSETTE ATTACHMENT SEE DETAIL 3/L10
- 10 FINISHED GRADE AT CONCRETE WALK

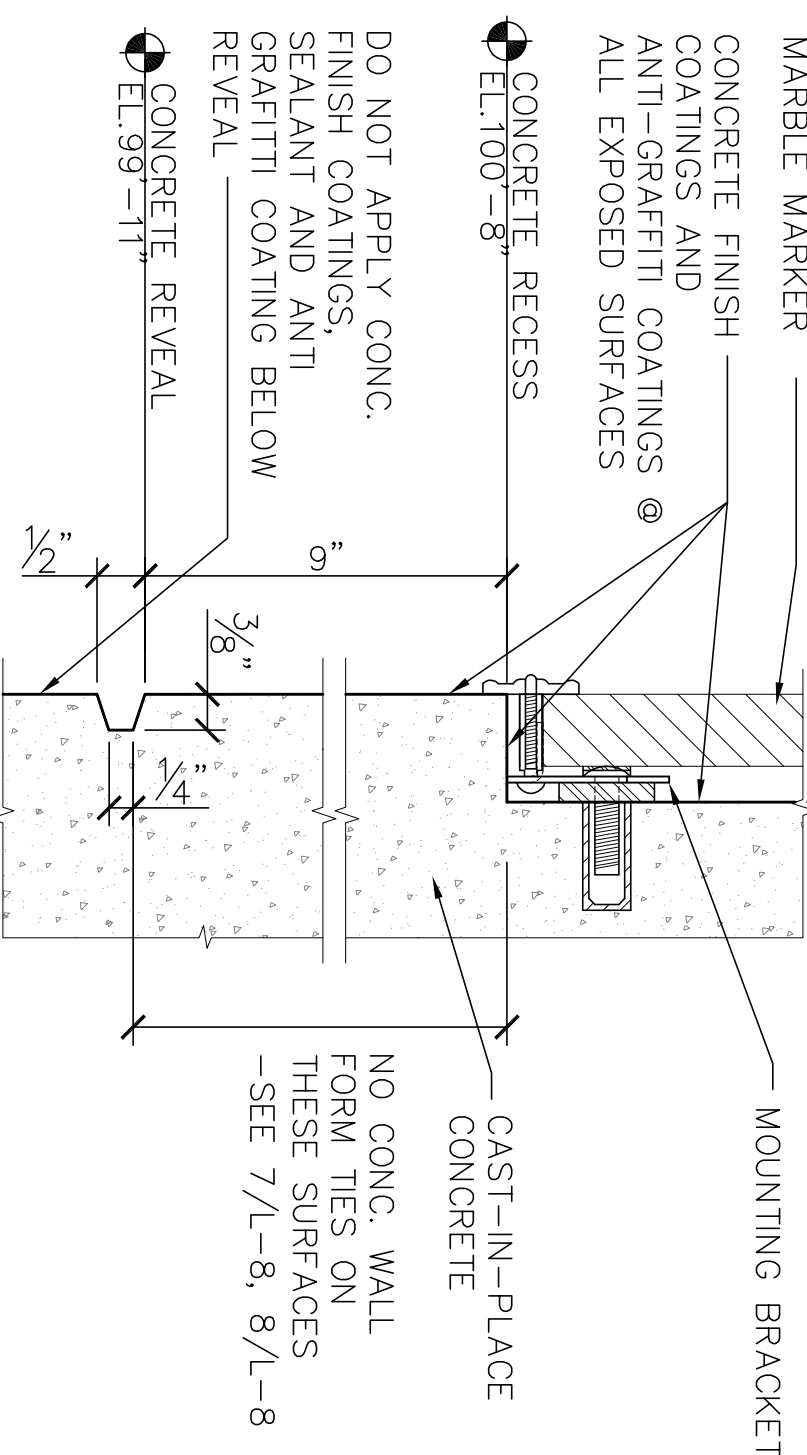
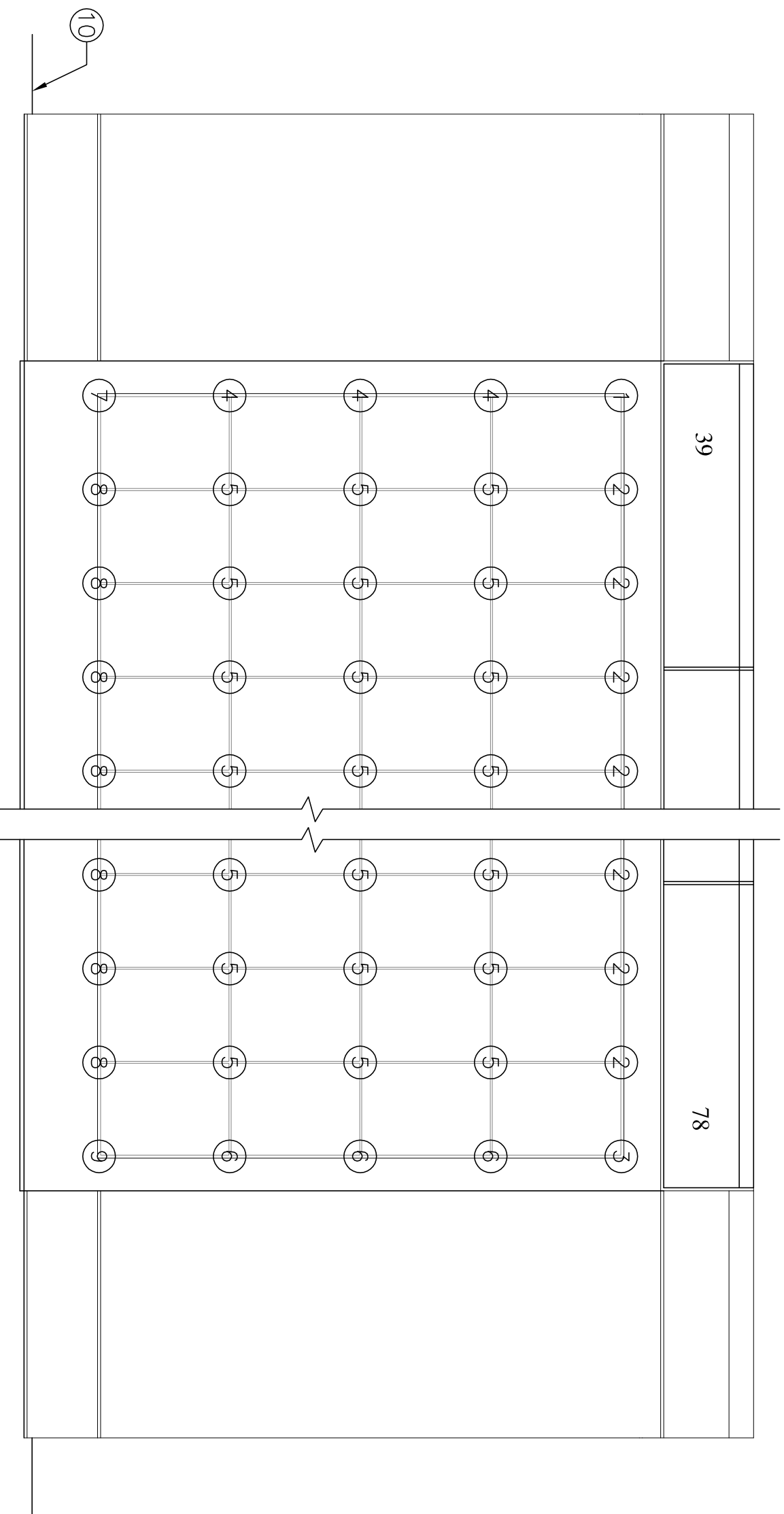
2 MEMORIAL WALL - CONCAVE SIDE ROSETTE ATTACHMENT LAYOUT



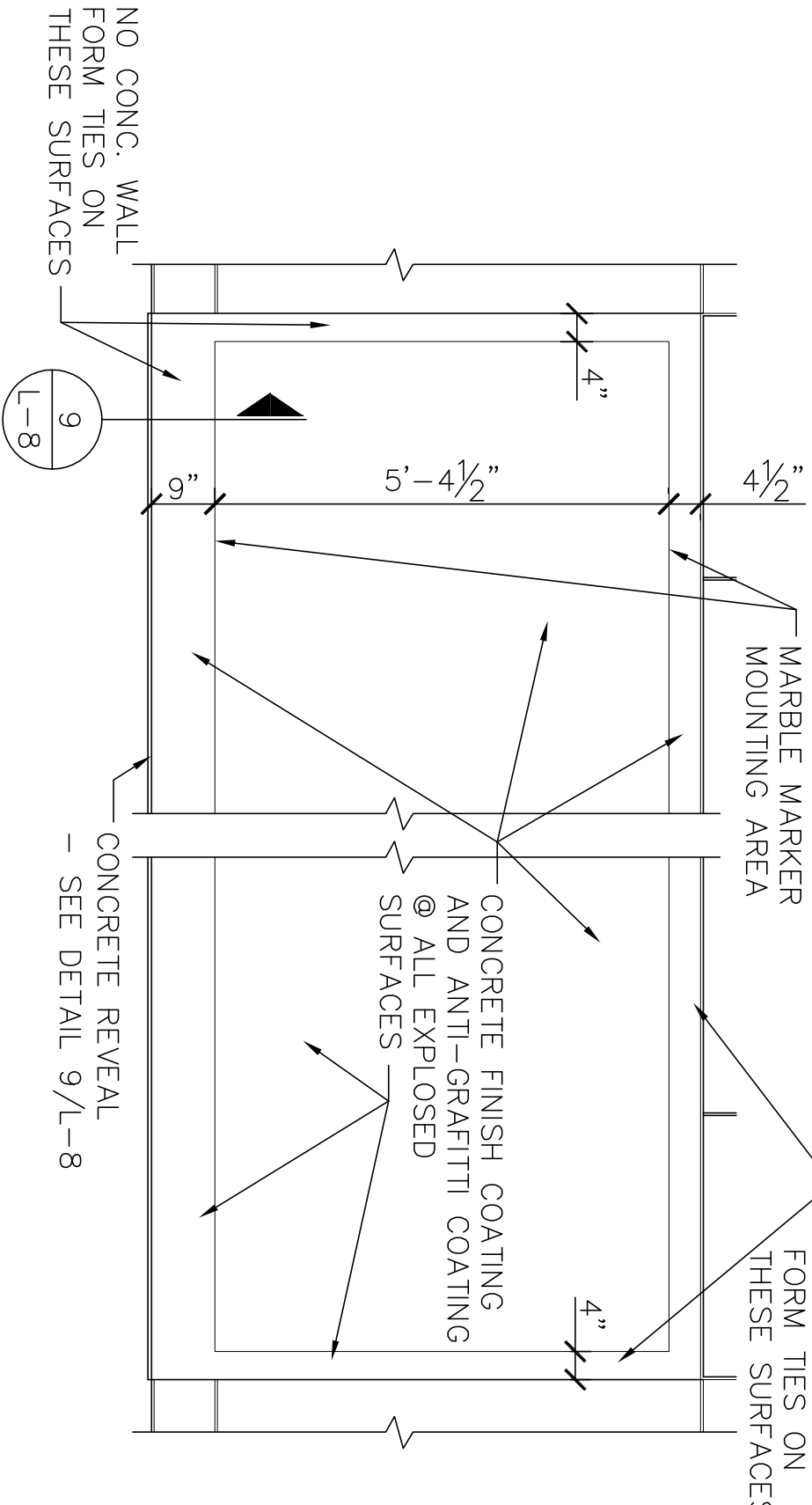
3 MEMORIAL WALL - CONVEX SIDE

- 1 TOP LEFT CORNER ROSETTE ATTACHMENT SEE DETAIL 7/L9 SIM.
- 2 TOP EDGE ROSETTE ATTACHMENT SEE DETAIL 5/L9
- 3 TOP RIGHT CORNER ROSETTE ATTACHMENT SEE DETAIL 7/L9
- 4 LEFT SIDE EDGE CENTER ROSETTE ATTACHMENT SEE DETAIL 3/L9
- 5 CENTER ROSETTE ATTACHMENT SEE DETAIL 1/L9
- 6 RIGHT SIDE EDGE CENTER ROSETTE ATTACHMENT SEE DETAIL 3/L9
- 7 LEFT BOTTOM CORNER ROSETTE ATTACHMENT SEE DETAIL 3/L10
- 8 BOTTOM EDGE CENTER ROSETTE ATTACHMENT SEE DETAIL 1/L10
- 9 RIGHT BOTTOM CORNER ROSETTE ATTACHMENT SEE DETAIL 3/L10
- 10 FINISHED GRADE AT CONCRETE WALK

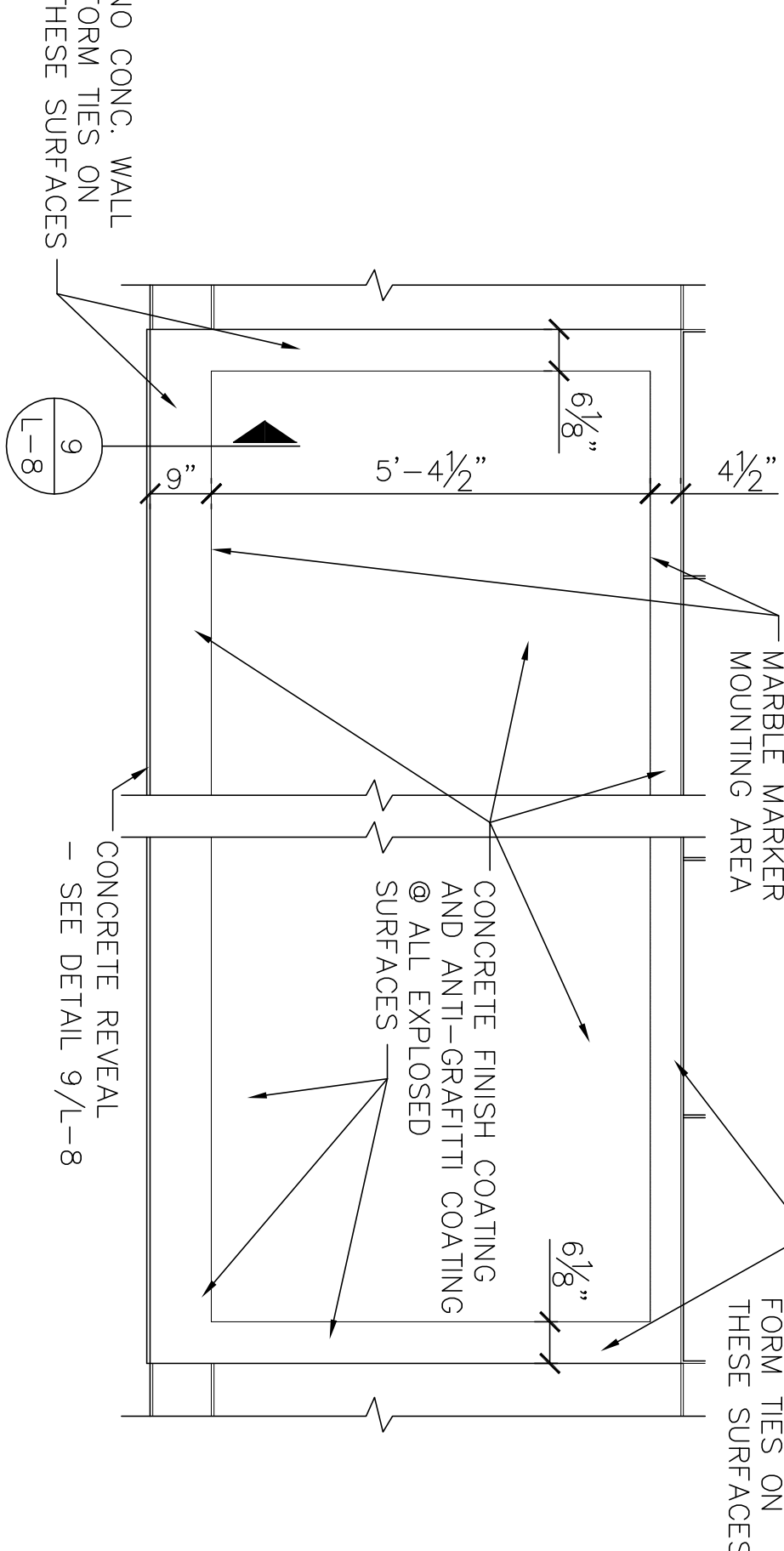
4 MEMORIAL WALL - CONVEX SIDE ROSETTE ATTACHMENT LAYOUT



8 MEMORIAL WALL CONVEX ELEVATION



7 MEMORIAL WALL CONCAVE ELEVATION



100% CONSTRUCTION DOCUMENTS

1. LEGACY CEMETERY THAT THIS PLAN, SPECIFICATION, OR REPORT WAS PREPARED FOR OR UNDER ANY DIRECT SUPERVISION AND THAT I AM A DULY LICENSED ARCHITECT UNDER THE LAWS OF THE STATE OF MINNESOTA.		PRINT NAME: CHARLES L. SCOTT, AIA		SIGNATURE: [Signature]		DATE: MARCH 15, 2011		LICENSE # 18675	
2. I HEREBY CERTIFY THAT THIS PLAN, SPECIFICATION, OR REPORT WAS PREPARED FOR OR UNDER ANY DIRECT SUPERVISION AND THAT I AM A DULY LICENSED ARCHITECT UNDER THE LAWS OF THE STATE OF MINNESOTA.		PRINT NAME: CHARLES L. SCOTT, AIA		SIGNATURE: [Signature]		DATE: MARCH 15, 2011		LICENSE # 18675	
3. I HEREBY CERTIFY THAT THIS PLAN, SPECIFICATION, OR REPORT WAS PREPARED FOR OR UNDER ANY DIRECT SUPERVISION AND THAT I AM A DULY LICENSED ARCHITECT UNDER THE LAWS OF THE STATE OF MINNESOTA.		PRINT NAME: CHARLES L. SCOTT, AIA		SIGNATURE: [Signature]		DATE: MARCH 15, 2011		LICENSE # 18675	
4. I HEREBY CERTIFY THAT THIS PLAN, SPECIFICATION, OR REPORT WAS PREPARED FOR OR UNDER ANY DIRECT SUPERVISION AND THAT I AM A DULY LICENSED ARCHITECT UNDER THE LAWS OF THE STATE OF MINNESOTA.		PRINT NAME: CHARLES L. SCOTT, AIA		SIGNATURE: [Signature]		DATE: MARCH 15, 2011		LICENSE # 18675	
5. I HEREBY CERTIFY THAT THIS PLAN, SPECIFICATION, OR REPORT WAS PREPARED FOR OR UNDER ANY DIRECT SUPERVISION AND THAT I AM A DULY LICENSED ARCHITECT UNDER THE LAWS OF THE STATE OF MINNESOTA.		PRINT NAME: CHARLES L. SCOTT, AIA		SIGNATURE: [Signature]		DATE: MARCH 15, 2011		LICENSE # 18675	
6. I HEREBY CERTIFY THAT THIS PLAN, SPECIFICATION, OR REPORT WAS PREPARED FOR OR UNDER ANY DIRECT SUPERVISION AND THAT I AM A DULY LICENSED ARCHITECT UNDER THE LAWS OF THE STATE OF MINNESOTA.		PRINT NAME: CHARLES L. SCOTT, AIA		SIGNATURE: [Signature]		DATE: MARCH 15, 2011		LICENSE # 18675	
7. I HEREBY CERTIFY THAT THIS PLAN, SPECIFICATION, OR REPORT WAS PREPARED FOR OR UNDER ANY DIRECT SUPERVISION AND THAT I AM A DULY LICENSED ARCHITECT UNDER THE LAWS OF THE STATE OF MINNESOTA.		PRINT NAME: CHARLES L. SCOTT, AIA		SIGNATURE: [Signature]		DATE: MARCH 15, 2011		LICENSE # 18675	
8. I HEREBY CERTIFY THAT THIS PLAN, SPECIFICATION, OR REPORT WAS PREPARED FOR OR UNDER ANY DIRECT SUPERVISION AND THAT I AM A DULY LICENSED ARCHITECT UNDER THE LAWS OF THE STATE OF MINNESOTA.		PRINT NAME: CHARLES L. SCOTT, AIA		SIGNATURE: [Signature]		DATE: MARCH 15, 2011		LICENSE # 18675	
9. I HEREBY CERTIFY THAT THIS PLAN, SPECIFICATION, OR REPORT WAS PREPARED FOR OR UNDER ANY DIRECT SUPERVISION AND THAT I AM A DULY LICENSED ARCHITECT UNDER THE LAWS OF THE STATE OF MINNESOTA.		PRINT NAME: CHARLES L. SCOTT, AIA		SIGNATURE: [Signature]		DATE: MARCH 15, 2011		LICENSE # 18675	
10. I HEREBY CERTIFY THAT THIS PLAN, SPECIFICATION, OR REPORT WAS PREPARED FOR OR UNDER ANY DIRECT SUPERVISION AND THAT I AM A DULY LICENSED ARCHITECT UNDER THE LAWS OF THE STATE OF MINNESOTA.		PRINT NAME: CHARLES L. SCOTT, AIA		SIGNATURE: [Signature]		DATE: MARCH 15, 2011		LICENSE # 18675	

Anderson Engineering of Minnesota, LLC

18006 1st AVENUE NORTH, SUITE 100, PLYMOUTH, MN 55441

TEL (763) 412-4000 FAX (763) 412-4090

www.ae-mn.com

NATIONAL CEMETERY ADMINISTRATION

7601 34th AVENUE SOUTH, MINNEAPOLIS, MINNESOTA

Drawing Title		Project Title		Date	
ATTACHMENT DETAILS		FORT SNELING NATIONAL CEMETERY MEMORIAL MARKER WALL		3-15-2011	
Approved Director, Office of Construction Management		Building Number		Checked	
Approved Director, Project Management Service		Location		Drawn	
		7601 34th AVENUE SOUTH MINNEAPOLIS, MINNESOTA		BRAWING NO. L-8	
				Dep 11 OF 20	