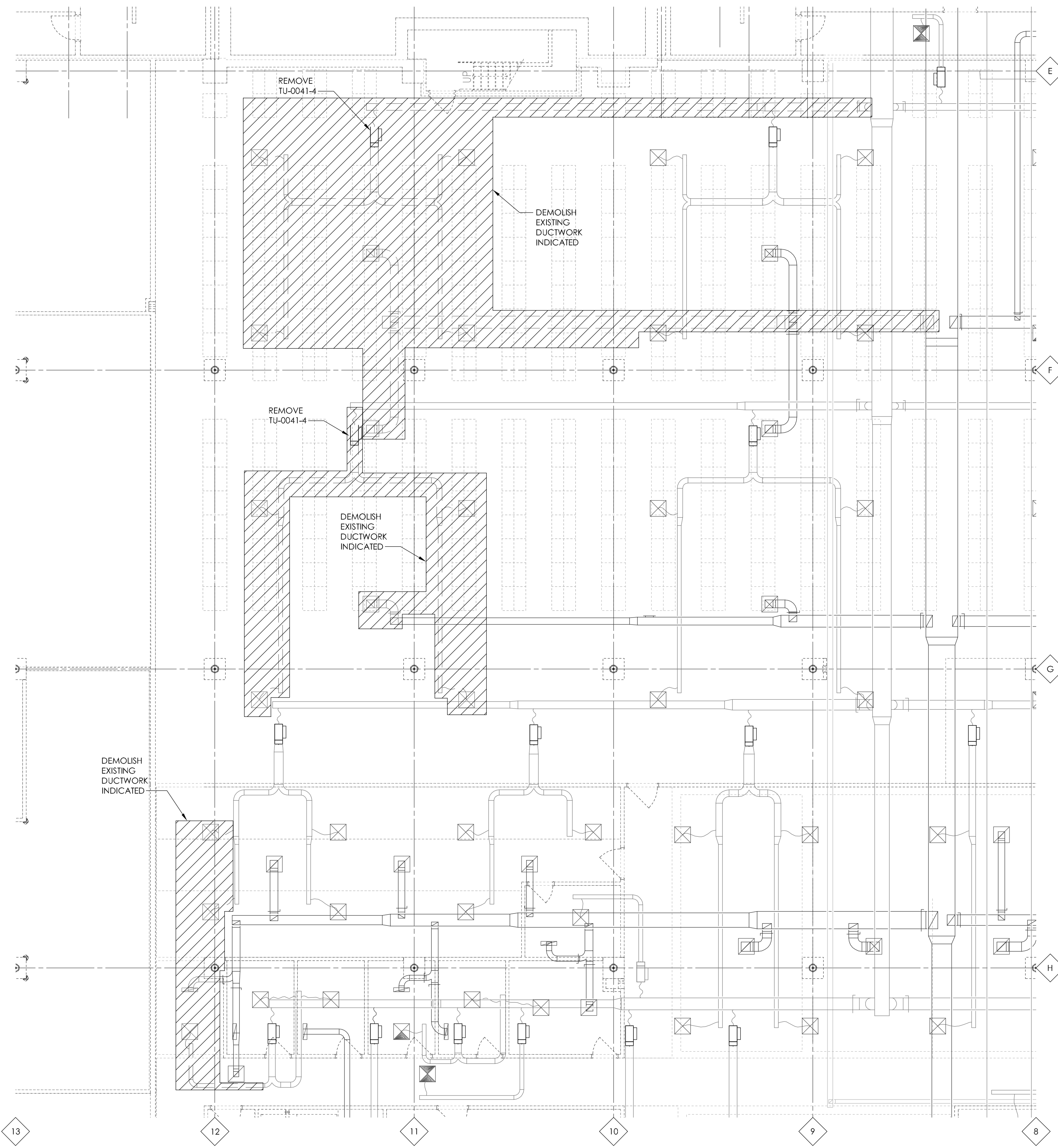
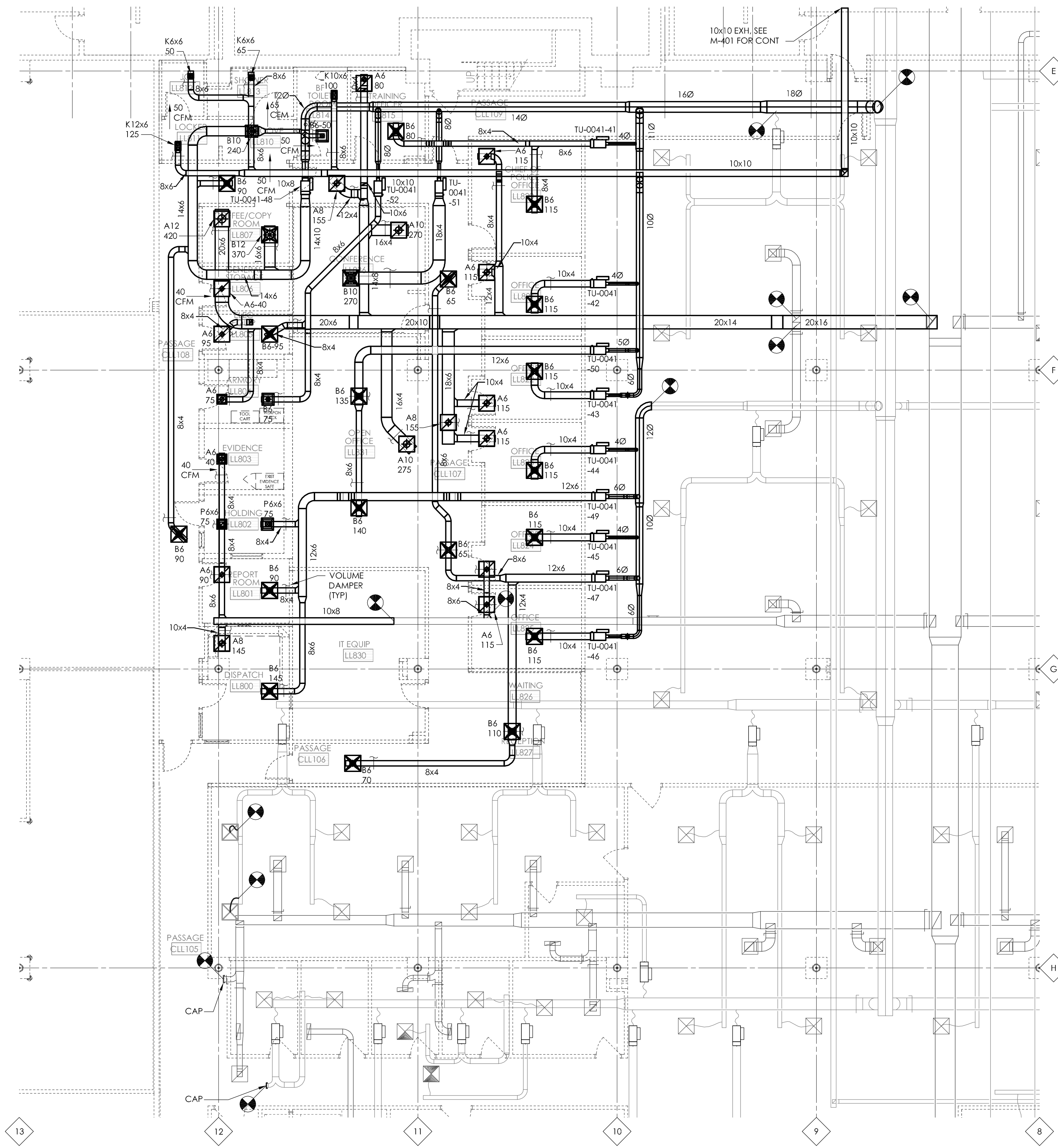


three inches = one foot
one and one half inches = one foot
one inch = one foot
three quarters inch = one foot
one half inch = one foot
three eighths inch = one foot
one quarter inch = one foot
one eighth inch = one foot



ENLARGED PLAN
HVAC - DEMOLITION
1/8" = 1'-0"

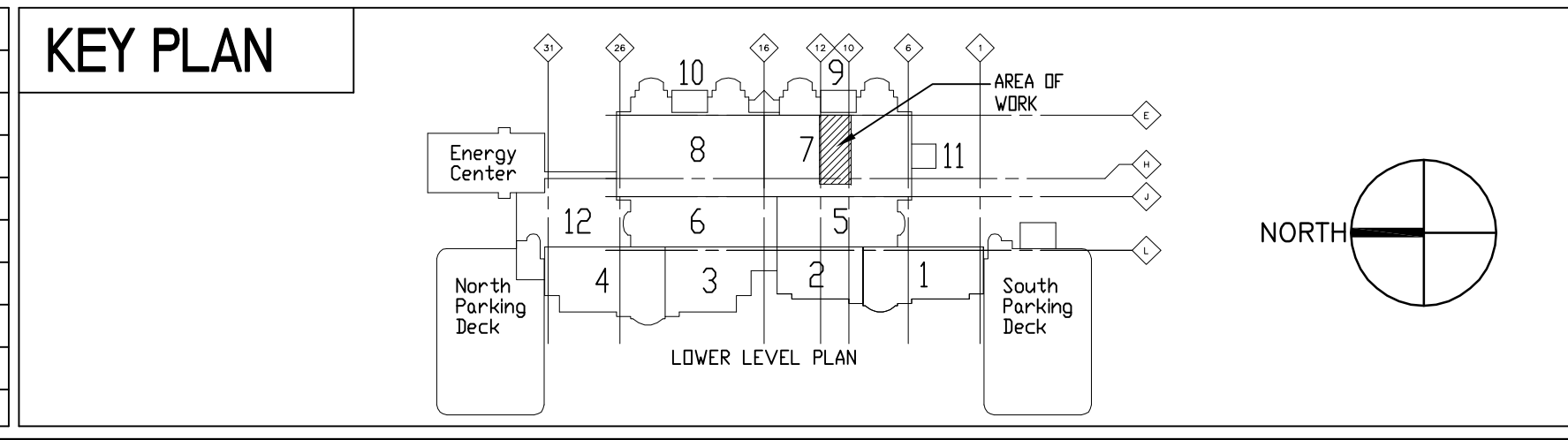
- NOTES:
1. FOR EXISTING DUCTWORK TO REMAIN, REFER TO DET-VAMC SHEET H5-L7 FOR SIZES AND EQUIPMENT DESIGNATION.
 2. REFER TO SHEET M-001 FOR DEMOLITION NOTES.
 3. COORDINATE EXTENT OF DEMOLITION WITH SCOPE OF NEW WORK. SEE PLAN THIS SHEET.



ENLARGED PLAN
HVAC
1/8" = 1'-0"

- NOTES:
1. FOR EXISTING DUCTWORK TO REMAIN, REFER TO DET-VAMC SHEET H5-L7 FOR SIZES AND EQUIPMENT DESIGNATION.
 2. REFER TO SHEET M-001 FOR GENERAL NOTES.
 3. THE PRESSURE CLASS FROM FAN TO VAV IS 3". FROM VAV TO OUTLET IS 2". AND REI/EXH IS 2".
 4. FLEXIBLE DUCTWORK SHALL NOT BE INSTALLED IN INTERSTICE. OR IN EXHAUST SYSTEMS.
 5. OFFSET DUCTWORK AS NECESSARY TO AVOID INTERSTICE FLOOR FRAMING.
 6. THERMOSTAT WIRING SHOWN IS SCHEMATIC. WIRING SHALL BE ROUTED IN CONDUIT IN INTERSTITIAL SPACE. PER ELECTRICAL SPECIFICATIONS. THERMOSTAT WIRING SHALL BE ROUTED TO A JUNCTION BOX LOCATED IN THE INTERSTITIAL SPACE ABOVE THE THERMOSTAT. JUNCTION BOX SHALL BE LABELED WITH THE ROOM NUMBER IN WHICH THE THERMOSTAT IS LOCATED.
 7. FOR PENETRATIONS THROUGH INTERSTITIAL FLOOR. SEE DETAIL ON M-500.

Revisions	Date
ISSUE 006 - CD BID	01.20.11
ISSUE 005 - CD OWNER REVIEW	12.17.10
ISSUE 004 - DESIGN DEVELOPMENT RECORD	11.12.10
ISSUE 003 - DESIGN DEVELOPMENT REVIEW	09.08.10



US DEPARTMENT OF
VETERANS AFFAIRS
JOHN D. DINGELL
VA MEDICAL CENTER
4646 JOHN R. STREET
DETROIT, MI 48202

ARCHITECT/ENGINEERS:

Kahn

Albert Kahn Associates, Inc.
Albert Kahn Building
7430 Second Ave.
Detroit, Michigan 48202-2798
Albert Kahn Associates, Inc. is a member of
the Albert Kahn Family of Companies.
ALBERT KAHN JOB # 0388-00100 © 2007

Drawing Title
**ENLARGED PLANS
HVAC**

Approved Project Director
J. P. COLE

Project Title
POLICE SERVICES RELOCATION

Location
DETROIT, MICHIGAN

Date
01-20-2011

Checked
JPC

Drawn
FK / JGV

Project Number
553-11-108

Building Number
100

Drawing Number
MH-400
Dwg. 26 of 50

**Office of
Construction
and Facilities
Management**

**Department of
Veterans Affairs**

FULLY SPRINKLERED