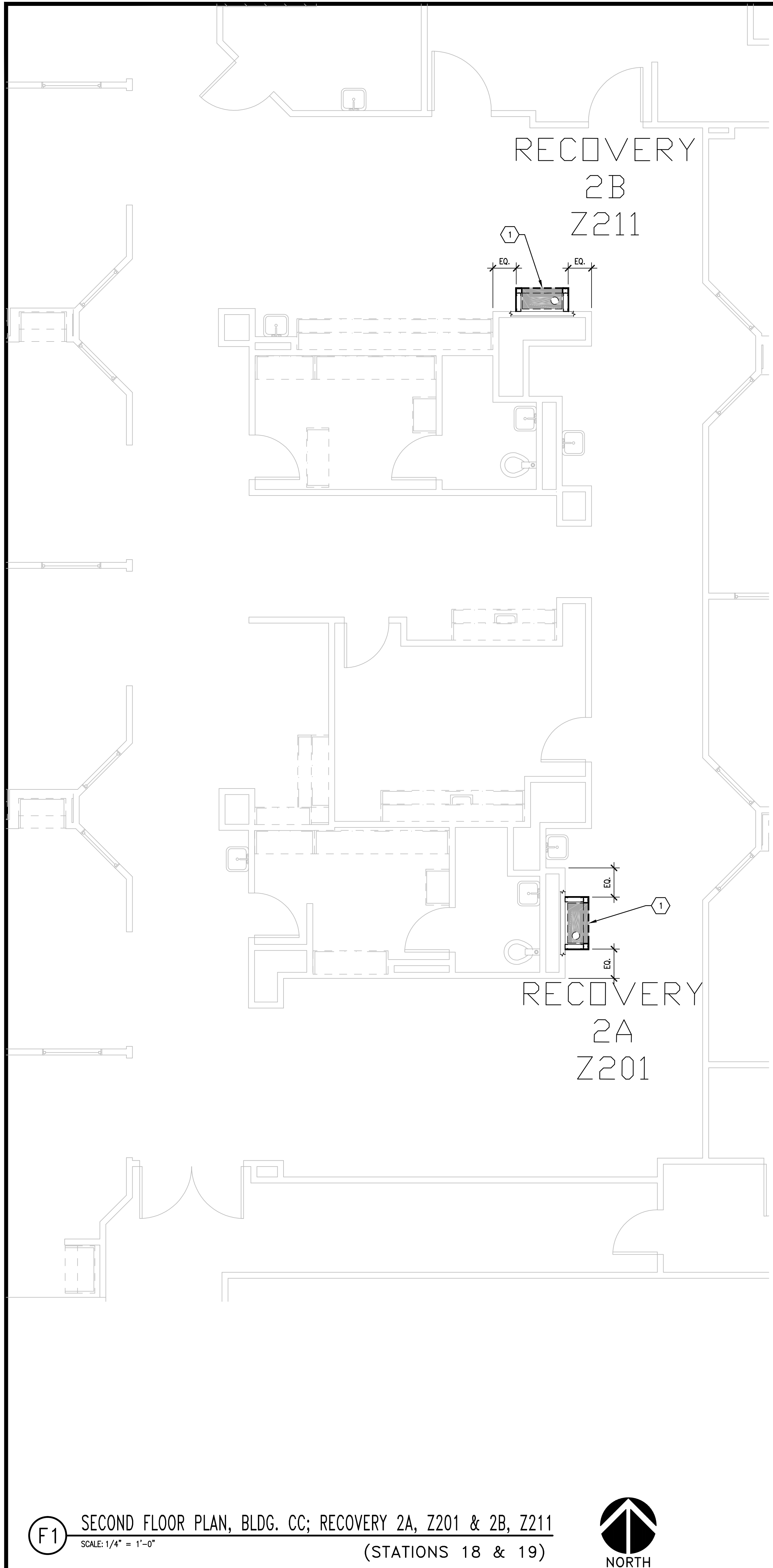
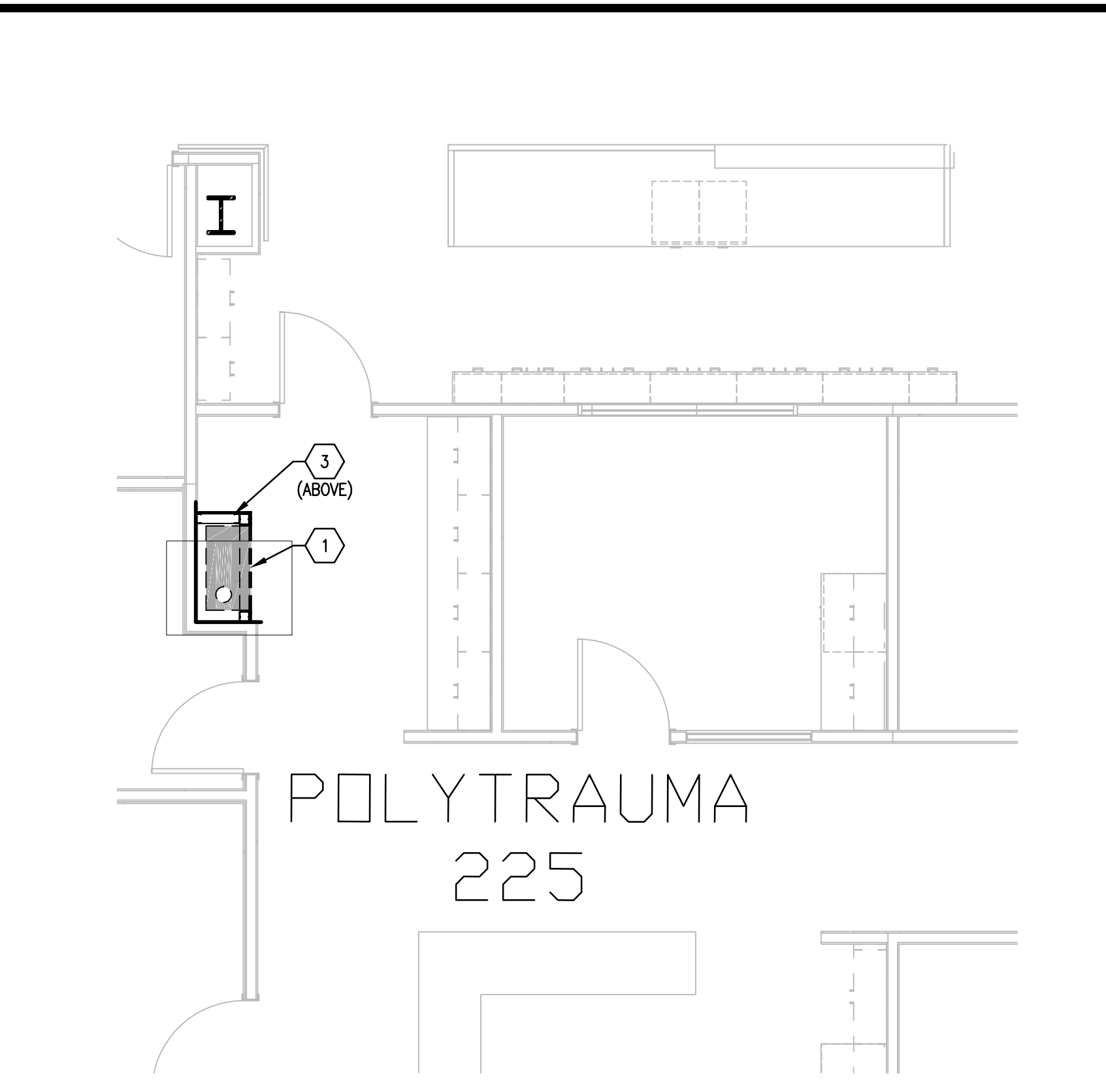


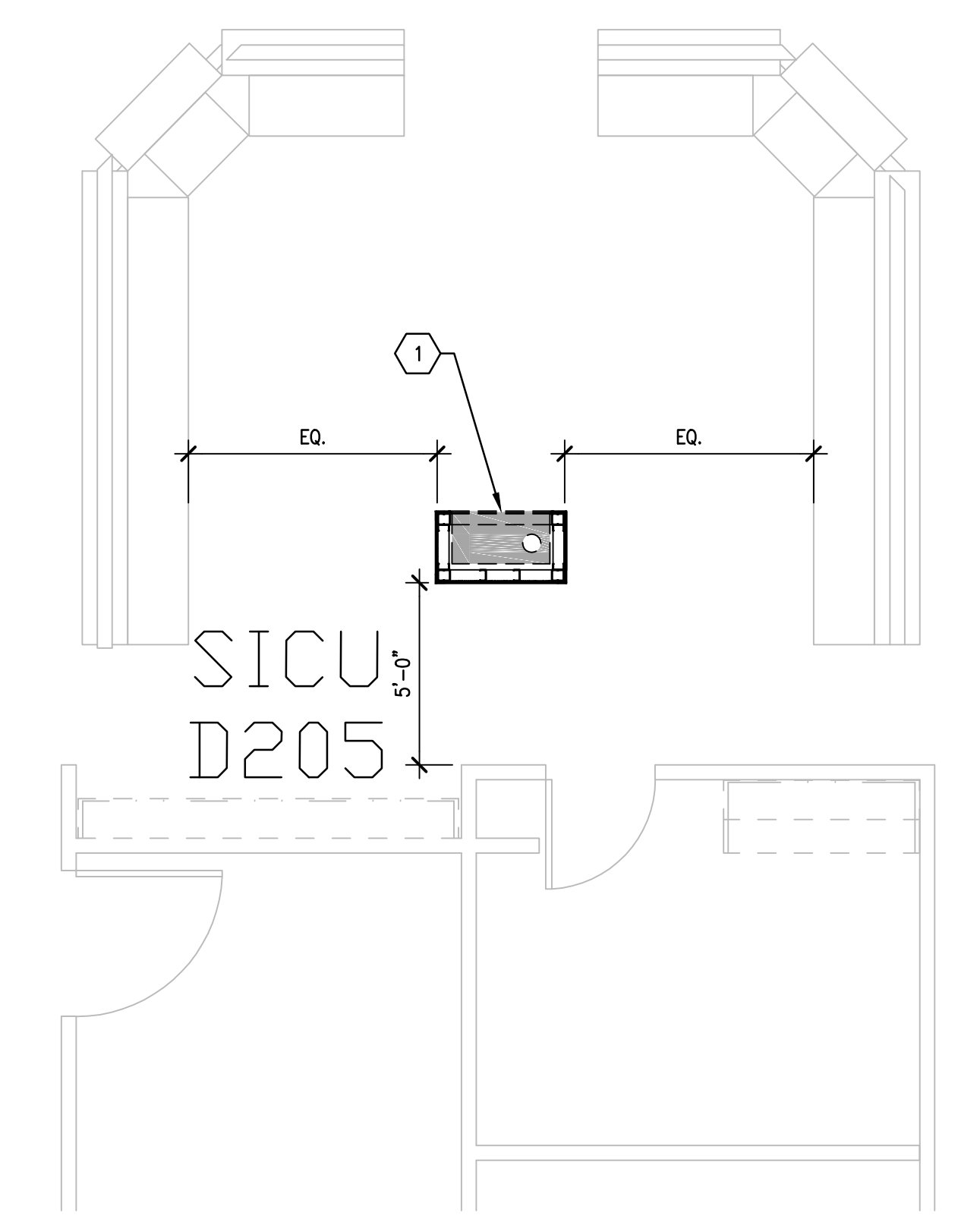

three inches = one foot  
one and one-half inches=one foot.  
one inch=one foot  
three-quarters inch = one foot  
one-half inch = one foot  
three-eighths inch = one foot  
one-quarter inch = one foot  
one-eighth inch = one foot



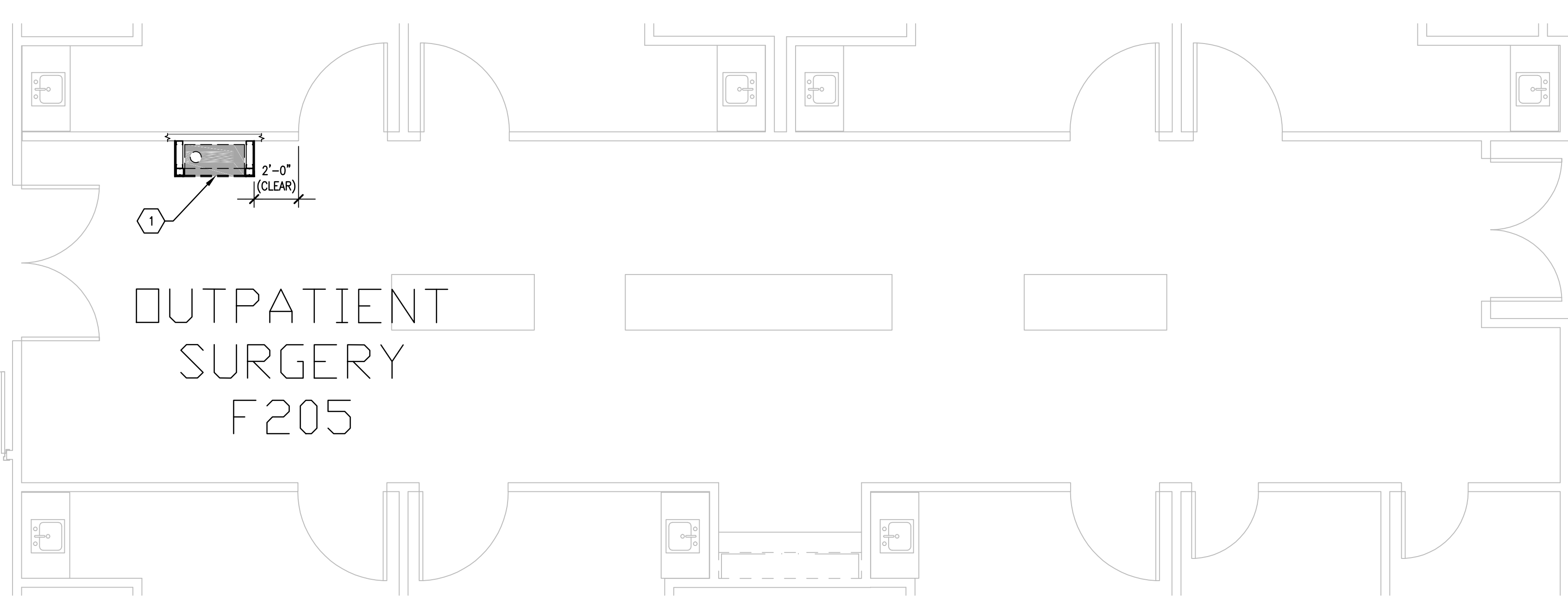

**F1** SECOND FLOOR PLAN, BLDG. CC; RECOVERY 2A, Z201 & 2B, Z211  
SCALE: 1/4" = 1'-0"  
(STATIONS 18 & 19)




**B5** SECOND FLOOR PLAN, BLDG. PRC; POLYTRAUMA 225  
SCALE: 1/4" = 1'-0"  
(STATION 20)



**B7** SECOND FLOOR PLAN, BLDG. CC; ICU NURSE STATION D205  
SCALE: 1/4" = 1'-0"  
(STATION 15)



**F5** SECOND FLOOR PLAN, BLDG. CC; OUTPATIENT SURGERY F205  
SCALE: 1/4" = 1'-0"  
(STATION 21)



- GENERAL NOTES**
- FIELD VERIFY ALL DIMENSIONS AND AVAILABLE CLEARANCES.
  - COORDINATE ALL WORK AND PROJECT SCHEDULING WITH VA SAFETY, INFECTION CONTROL AND POLICE DEPARTMENTS.
  - PROJECT CONSISTS OF FACILITY WIDE PNEUMATIC TUBE SYSTEM (PTS) INSTALLATION TO THE VA SAN ANTONIO AUDIE L. MURPHY VA HOSPITAL. AFFECTED BUILDINGS ARE AS FOLLOWS:  
BUILDING CC, HOSPITAL & ADMINISTRATION, SEVEN FLOORS  
BUILDING CLC, COMMUNITY LIVING CENTER, TWO FLOORS  
BUILDING PRC, POLYTRAUMA REHABILITATION CENTER, THREE FLOORS
  - PROJECT SCOPE OF WORK (SOW) INCLUDES INSTALLATION OF A NEW PNEUMATIC TUBE SYSTEM THROUGHOUT THE HOSPITAL FACILITY. SCOPE SHALL INCLUDE THE FOLLOWING:
    - INSTALLATION OF NEW GALVANIZED STEEL PNEUMATIC TUBING SUSPENDED FROM EXISTING STRUCTURE WITHIN INTERSTITIAL SPACES.
    - INSTALLATION OF PNEUMATIC BLOWER UNITS.
    - INSTALLATION OF PNEUMATIC TRANSFER UNITS.
    - INSTALLATION OF PNEUMATIC TERMINAL UNITS.
    - INSTALLATION OF PNEUMATIC ACCESSORIES SUCH AS CARRIER STORAGE UNITS AND ARRIVAL INDICATORS.
    - ELECTRICAL UPGRADES TO ACCOMMODATE NEW EQUIPMENT.
    - SELECT DEMOLITION.
    - NEW FRAMING AND PARTITIONS FOR TERMINAL UNITS.
    - NEW ARCHITECTURAL FINISHES.
  - PTS ENCLOSURES SHALL BE CONSTRUCTED AS FOLLOWS:
    - 3-5/8" X 20 GA GALVANIZED METAL STUDS AT 16" O.C. MAXIMUM.
    - REMOVE FLOOR FINISHES TO SLAB PRIOR TO INSTALLATION OF BOTTOM TRACK.
    - TOP TRACK SHALL EXTEND A MINIMUM OF 4" ABOVE FINISHED CEILING.
    - ONE LAYER TYPE X GYPSUM BOARD, EXTERIOR FACE.
    - PROTECT EXISTING ADJACENT FINISHES DURING CONSTRUCTION ACTIVITIES.
    - NEW FINISHES SHALL MATCH EXISTING ADJACENT FINISHES.
  - ACTUAL ENCLOSURE DIMENSIONS WILL VARY SLIGHTLY DEPENDING ON PTS MANUFACTURER SELECTED. HOLD DIMENSIONS AS CLOSE AS POSSIBLE TO MINIMIZE DISTURBANCE OF EXISTING ADJACENT WORK AREAS, EQUIPMENT, MILLWORK AND CASEWORK.
  - CONFIRM WITH SELECTED PTS MANUFACTURER OF RATED PARTITION / ENCLOSURE REQUIREMENTS.

- KEY NOTES**
- PTS ENCLOSURES SHALL BE CONSTRUCTED AS FOLLOWS:
    - 3-5/8" X 20 GA GALVANIZED METAL STUDS AT 16" O.C. MAXIMUM.
    - REMOVE FLOOR FINISHES TO SLAB PRIOR TO INSTALLATION OF BOTTOM TRACK.
    - TOP TRACK SHALL EXTEND A MINIMUM OF 4" ABOVE FINISHED CEILING.
    - ONE LAYER TYPE X GYPSUM BOARD, EXTERIOR FACE.
    - PROTECT EXISTING ADJACENT FINISHES DURING CONSTRUCTION ACTIVITIES.
    - NEW FINISHES SHALL MATCH EXISTING ADJACENT FINISHES.
  - ACTUAL ENCLOSURE DIMENSIONS WILL VARY SLIGHTLY DEPENDING ON PTS MANUFACTURER SELECTED. HOLD DIMENSIONS AS CLOSE AS POSSIBLE TO MINIMIZE DISTURBANCE OF EXISTING ADJACENT WORK AREAS, EQUIPMENT, MILLWORK AND CASEWORK.
  - CONFIRM WITH SELECTED PTS MANUFACTURER OF RATED PARTITION / ENCLOSURE REQUIREMENTS.

**100% CONSTRUCTION ISSUE**

Revisions	Date	FRATO ENGINEERING INC. 2201 N Collins, Suite 205 Arlington, Texas 76011-2055 (817) 461-5337 Fax: (817) 461-1105 MECHANICAL • ELECTRICAL • PLUMBING FEI Project No.: 13069	MPI Architects Architecture • Planning • Interior Design 4949 Addison Circle • Addison, Texas 75001 MPI Project No.: 8130707	Seal ARCHITECT MURRAY L. MINTER 1059 4/24/15	Seal	Drawing Title BUILDINGS CC & CLC SECOND FLOOR PLAN PTS STATION LOCATIONS Approved: Area Project Manager	Project Title AUDIE L. MURPHY VA HOSPITAL PNEUMATIC TUBE SYSTEM UPGRADE Building Number CC, PRC Location 7400 Merton Minter San Antonio, TX 78229	Date 4/24/15 Project No. 671-13-104 Drawing No. A404 Dwg. of	South Texas Veterans Health Care System STVHCS San Antonio, Texas
-----------	------	--	---	--	------	---	---	--	--