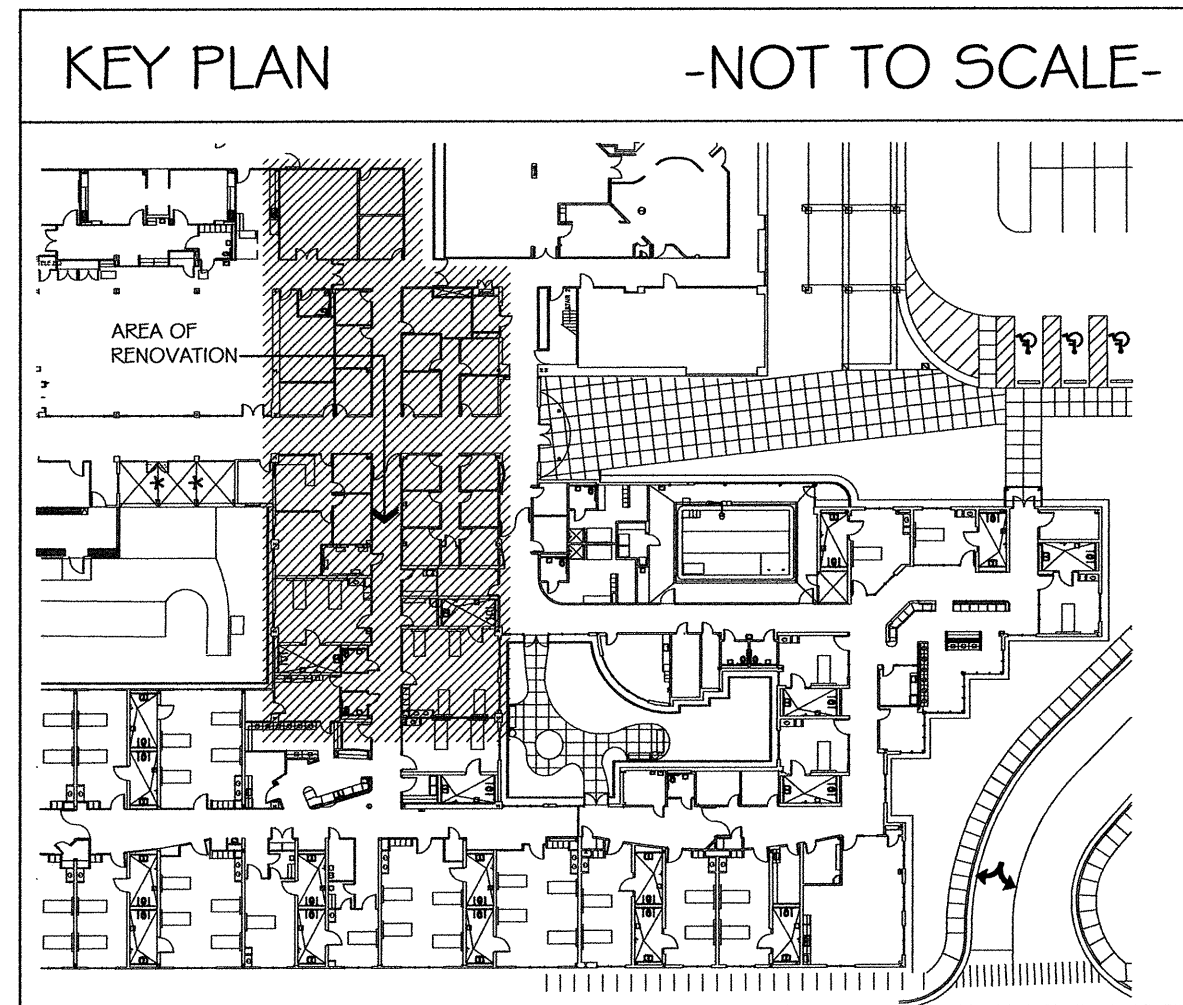




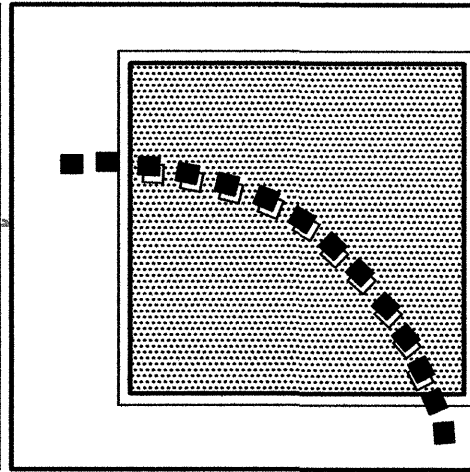

NOTE: SEE MECHANICAL DRAWINGS FOR LOCATION OF AIR SUPPLY AND RETURN DIFFUSERS

LEGEND	
	NO WORK IN THIS AREA UNDER THIS CONTRACT
	ACOUSTIC BLANKET LAYED ON TOP OF GRID OR GYP. BOARD CEILING OUT TO 2'-0" PAST EDGE OF WALLS
	METAL GRID CEILING, 2'-0" X 2'-0". SUSPENDED FROM STRUCTURE ABOVE. SEE NOTES ON DWG. FOR HEIGHTS ABOVE FINISHED FLOOR. UNLESS NOTED OTHERWISE, ALL GRID CEILING IS 9'-0" A.F.F.
	CEILING MOUNTED CURTAIN TRACKS
	2'-0" X 4'-0" FLUORESCENT GRID TROFFER. SEE LIGHTING PLANS
	SURFACE OR STEM MOUNTED FLUORESCENT FIXTURE. SEE LIGHTING PLANS
	CEILING MOUNTED LIGHTING FIXTURE. SEE LIGHTING PLANS
	WALL MOUNTED LIGHTING FIXTURE. SEE LIGHTING PLANS
	EMERGENCY EXIT LIGHTING FIXTURE. SEE LIGHTING PLANS
	AIR SUPPLY DIFFUSER MOUNTED IN GRID CEILING SEE MECHANICAL DRAWINGS FOR SIZE & DETAILS
	AIR RETURN GRILL MOUNTED IN GRID CEILING SEE MECHANICAL DRAWINGS FOR SIZE & DETAILS
	HARD CEILING W/ 5/8" GYP. BOARD OVER LIGHT GAGE METAL FRAMING @ 16" O.C.; SEE NOTES ON DWG. FOR HEIGHTS ABOVE FINISH FLOOR
	HARD GYP. BOARD CEILING EXPANSION JOINTS
	CONTROL JOINT IN GYP. BOARD
	ONE HOUR FIRE / SMOKE PARTITION (U-425)
	ACOUSTIC BATTS



REVISIONS:	DATE:

DRAWN BY:	J. OLIVER
CHECKED BY:	R. S. VIRGO



VIRGO GAMBILL
ARCHITECTS
2531 CENTER WEST PARKWAY,
SUITE 200
AUGUSTA, GEORGIA 30909
(706) 736-3661

MEMBERS OF THE
AMERICAN INSTITUTE
OF ARCHITECTS

THIS DOCUMENT IS PROPERTY OF VIRGO GAMBILL ARCHITECTS. THE UNAUTHORIZED REPRODUCTION, COPYING, OR OTHERWISE USE OF THIS DOCUMENT IS STRICTLY PROHIBITED AND ANY INFRINGEMENT THEREUPON IS SUBJECT TO LEGAL ACTION. 2007 © VIRGO GAMBILL ARCHITECTS

APPROVED BY:	MEDICAL CENTER DIRECTOR
APPROVED BY:	FACILITY MANAGEMENT SERV LINE EXEC

PROJECT TITLE:	RENOVATE "E" WING BUILDING 801, DOWNTOWN DIVISION AUGUSTA, GEORGIA
DRAWING TITLE:	REFLECTED CEILING PLAN

DATE:	APRIL 29, 2011
VA PROJECT NO.	509-318E
DRAWING NO.	801-A3.1
DWG.	11 of 44

