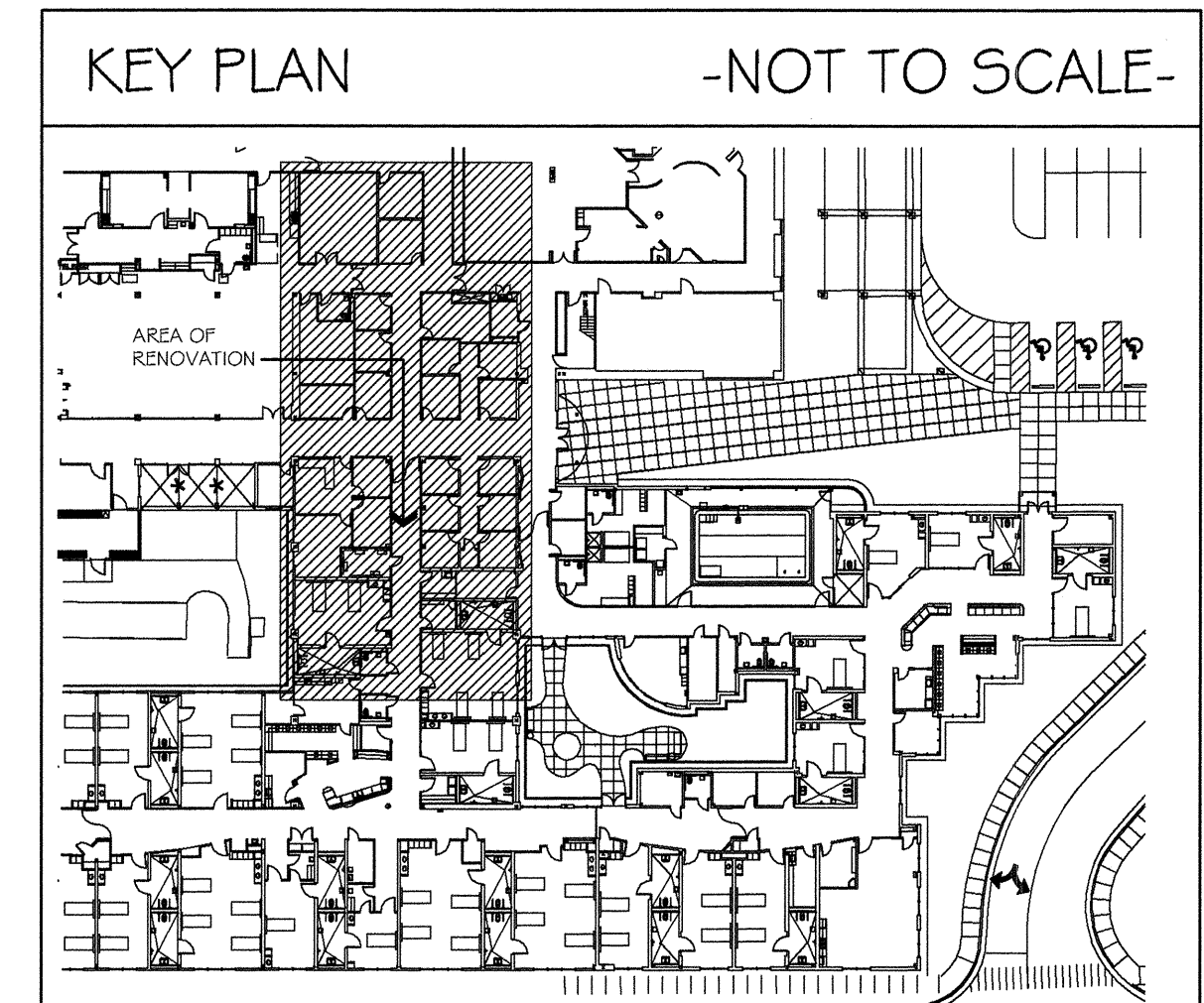
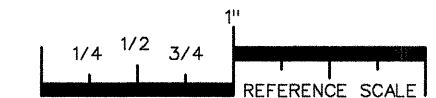


**KEY NOTE:** (THIS SHEET ONLY)

ROUTE 1/2" OXYGEN, 1/2" MED AIR AND 3/4" VACUUM SUPPLIES DOWN TO WALL OUTLETS. PROVIDE (1)-OXYGEN, (1)-MEDICAL AIR AND (1) VACUUM OUTLETS. SEE ARCH PLANS FOR ARRANGEMENT, LOCATION AND MOUNTING HEIGHT.




**3 PLUMBING NEW WORK - MED GAS PLAN**  
SCALE: 1/8" = 1'-0"



PLOT DATE: 04/27/11  
FILENAME: 08101M1  
BASESHT: 08101BDR.BSB,KY1,L1  
PLOT SCALE: 1 = 96  
RWW

COPYRIGHT © 2008  
PRUETT, FORD & ASSOCIATES, INC.  
AUGUSTA, GA 30901 (706) 722-3960

REVISIONS:	DATE:	DRAWN BY:
		RWW
		CHECKED BY:
		JMF



ARCHITECTS PROJECT NO.: 2812

**VIRGO GAMBILL**  
ARCHITECTS  
2531 CENTER WEST PARKWAY,  
SUITE 200  
AUGUSTA, GEORGIA 30909  
(706) 736-3661

MEMBERS OF THE  
AMERICAN INSTITUTE  
OF ARCHITECTS

THIS DOCUMENT IS PROPERTY OF VIRGO GAMBILL ARCHITECTS. THE UNAUTHORIZED REPRODUCTION, COPYING, OR OTHERWISE USE OF THIS DOCUMENT IS STRICTLY PROHIBITED AND ANY INFRINGEMENT THEREUPON IS SUBJECT TO LEGAL ACTION.  
2007 © VIRGO GAMBILL ARCHITECTS

APPROVED BY:

MEDICAL CENTER DIRECTOR

APPROVED BY:

FACILITY MANAGEMENT SERV LINE EXEC

PROJECT TITLE:

RENOVATE "E" WING  
BUILDING 801, DOWNTOWN DIVISION  
AUGUSTA, GEORGIA

DRAWING TITLE:

PLUMBING NEW WORK MED. GAS PLAN

DATE:

APRIL 29, 2011

VA PROJECT NO.

509-318E

DRAWING NO.

801-P2.3

DWG. 30 of 44

**VA**

Department of Veterans Affairs  
VAMC Augusta, Georgia  
Engineering Department (138)