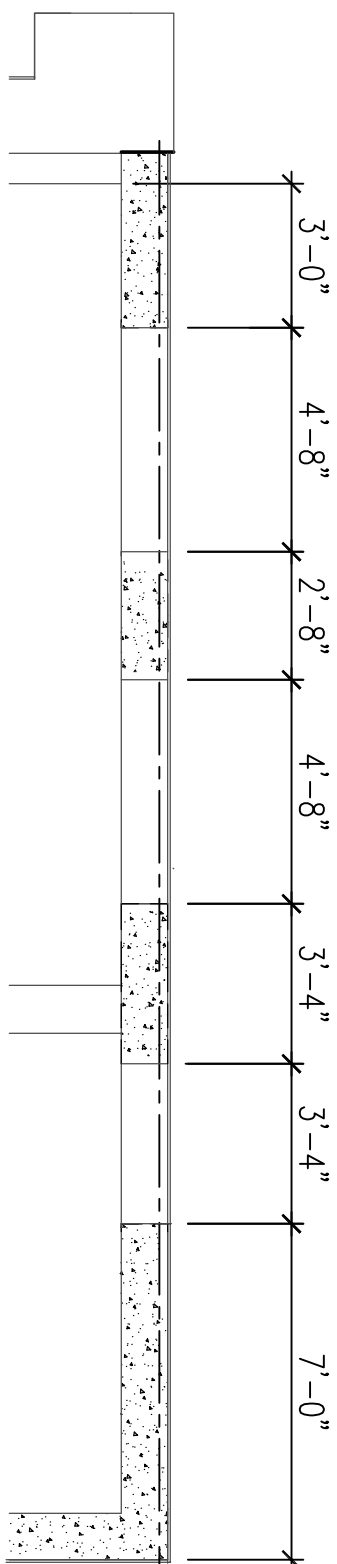


1 ENLARGED FLOOR PLAN 2ND FLOOR STAIRS AND ELEVATOR

2 ENLARGED FLOOR PLAN 3RD FLOOR STAIRS & ELEVATOR (BID OPTION)

3 ELEVATOR SHAFT EXISTING DIMENSIONS



NOTE:
DIMS. REFLECT EXIST ROUGH OPENING
DIMS. BASEMENT-3RD FLOORS
COORDINATE FINAL DIMS W/ SELECTED ELEV.
MFR.

BID OPTION NOTES:

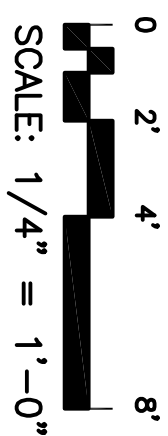
- COORDINATE NEW WORK THIS SHEET WITH DEDUCTIVE BID OPTIONS IN SPECIFICATIONS 01 00 00 PARAGRAPH 1.2.A., INCLUDING SUB PARAGRAPHS 5, BUILDING TIE-IN FLOORS 3,4,5.
- STAIR TOWER AND BUILDING TIE-IN FLOORS 3,4,5,6,7,8, AND 9.

NEW WORK LEGEND

- == == == - TEMPORARY CONSTRUCTION TO BE REMOVED @COMPLETION OF WORK
- 1 - PARTITION TYPE, SEE DWG A501

- 1 - NEW WORK KEYNOTES

- NEW WORK KEY NOTES
- ALUMINUM CURTAINWALL 2-1/2"x6" SYSTEM SERIES 3250. MATCH US ALUMINUM CURTAINWALL.
 - 12" CONCRETE WALL WITH 1" RIGID INSULATION VAPOR BARRIER 3/8" SHEATHING AND 4" BRICK VENEER
 - EXPANSION JOINT SEE DETAIL 8/A503.
 - EXPANSION JOINT COVER (INTERIOR) SEE DETAIL 5/A503
 - VINYL FLOOR FINISH SEE PLANS A604.
 - GYP. BD ON METAL STUD OVER WINDOW TO ALIGN AND MATCH EXISTING WALL. PROVIDE FULL WIDTH & HEIGHT
 - GYP. BD ON 7/8" METAL FLOORING ON REMOVABLE CMU WALL.
 - 1-1/2" METAL HANDRAIL SEE DETAIL 10/A502
 - CONCRETE STEPS ON METAL PAN.
 - REPAIR AND PAINT WALLS IN THIS AREA CORNER TO CORNER.
 - 8" CMU WALL
 - PREFINISHED METAL FLASHING DARK BRONZE ANODIZED ALUMINUM
 - PREFINISHED COPING
 - BALUSTED EPDM ROOF ON TAPERED INSULATION
 - SCUPPER SEE DETAIL 8/A502
 - NOT USED
 - PROVIDE NEW DOORS AND PAINT/STAIN. SEE DOOR SCHEDULE SHEET A603.
 - NOT USED.
 - RETAIN AN EMERGENCY EYE WASH AT 7TH FLOOR ONLY.
 - PATCH FLOOR WITH NON SHRINK GROUT AT REMOVED CONDUIT PENETRATIONS.
 - NEW ROOF TOP HVAC UNIT COORDINATE WITH MECHANICAL.
 - PAINTED DRYWALL ON FIRING CHANNEL FULL HEIGHT A CONCRETE, CMU, AND EXISTING STRUCTURAL CLAY TILE. PROVIDE IN REPAIR AREAS FOR UTILITY PIPING. ALIGN WITH EXISTING WALLS TO THE EXTENT POSSIBLE.
 - CONSTRUCT NEW BULKHEAD ABOVE AT TRANSITION SEE DETAIL 4/A503.



Date
05-25-2011

Project No.
W456-C-1047

Project Title
2ND FLOOR OUTPATIENT MENTAL HEALTH

Drawing Title
ENLARGED STAIR PLANS

Approved Project Engineer

Building Number
BLDG 1 SOUTH WING

Checked
AJT

Drawn
ED

Location
VA MEDICAL CENTER
SHREVEPORT, LOUISIANA

Dwg. - Of -

A104

Veterans Administration


Toland ♦ Mizell ♦ Molnar, LLC

590 MEANS STREET NW,

SUITE 200

ATLANTA, GA, 30318

404-214-9774



Revisions	Date
ADD 1HR DOOR AT ELEVATOR BRIDGE	09/23/2011