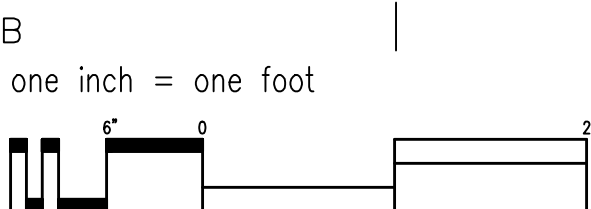
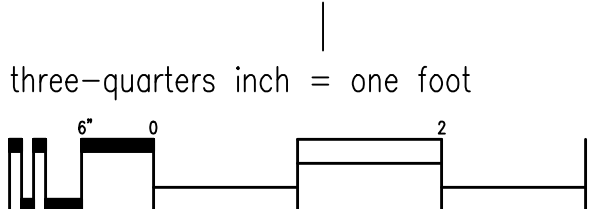
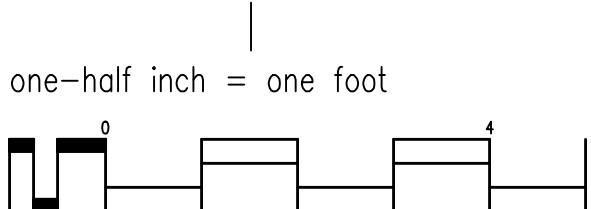
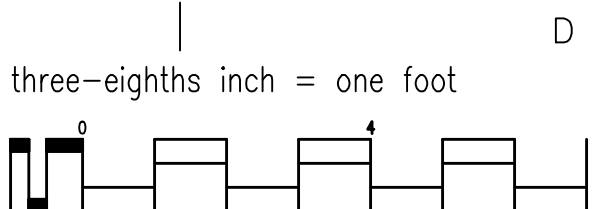
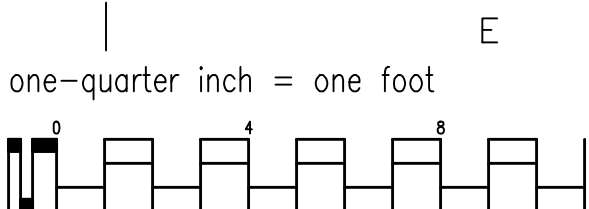
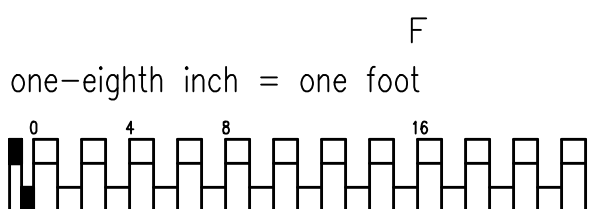
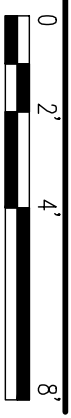


NOTES:
(THIS SHEET ONLY)


- REINSTALL EXISTING FAN COIL AND WALL MOUNTED THERMOSTAT AS SHOWN IN THIS PLAN AND IN FAN COIL UNIT PIPING DETAIL. COORDINATE NEW COOLING COIL CONDENSATE DRAIN WITH CONDENSATE DRAIN PIPING MODIFICATIONS SHOWN ON PLUMBING DRAWINGS.
- PROVIDE NEW ISOLATION VALVES, CONTROL VALVES, STRAINER AND BALANCING VALVES FOR RELOCATED FAN COIL UNITS.
- INSTALL NEW FAN COIL UNITS COORDINATE CONDENSATE DRAIN WITH CONDENSATE DRAIN MODIFICATION SHOWN ON PLUMBING SHEETS.
- PIPING EXPANSION JOINT. SEE HORIZONTAL PIPE ISOLATION ON SHEET M603.

ENLARGED FLOOR PLAN
3RD FLOOR STAIRS – MECHANICAL
SCALE: 1/4" = 1'-0"

ENLARGED FLOOR PLAN
4TH FLOOR STAIRS – MECHANICAL
SCALE: 1/4" = 1'-0"



Toland ♦ Mizell ♦ Molnar, LLC
590 MEANS STREET NW,
SUITE 200
ATLANTA, GA, 30318
404-214-9774



Drawing Title
**ENLARGED STAIR
PIPING NEW WORK
FLOOR PLANS—MECHANICAL**

Project Title
**2ND FLOOR OUTPATIENT
MENTAL HEALTH**

Building Number
BLDG 1 SOUTH WING

Location
**VA MEDICAL CENTER
SHREVEPORT, LOUISIANA**

Date
05-25-2011

Project No.
VA256-C-1047

DRAWING NO.
M104

100% REVIEW
SUBMITTAL

Veterans Administration