

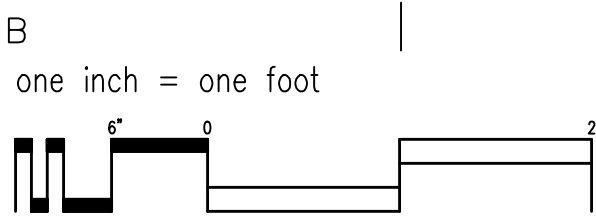
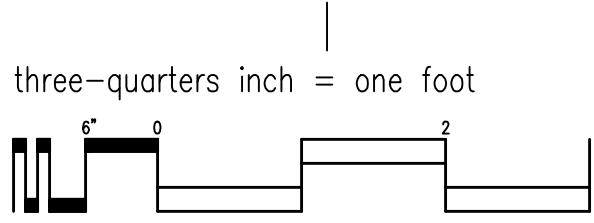
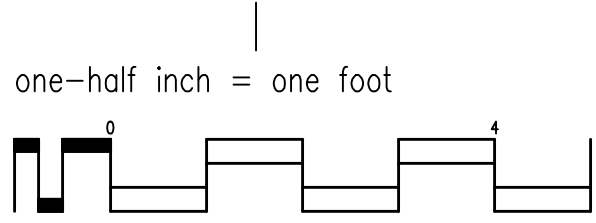
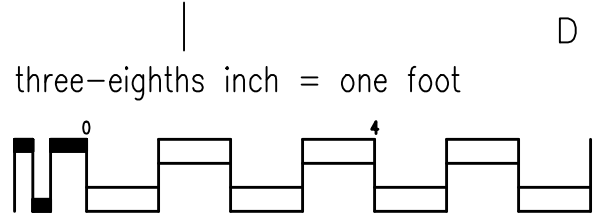
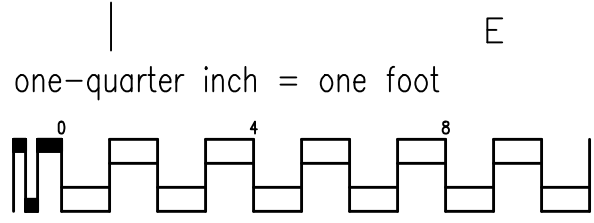
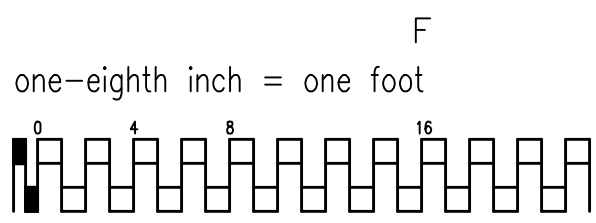
**NOTES:**

(THIS SHEET ONLY)

- EXISTING TO REMAIN FAN COIL UNIT. ENSURE CONDENSATE DRAIN MODIFICATIONS ARE COMPLETE PRIOR TO USING THIS UNIT. SEE PLUMBING SHEETS.
- INSTALL NEW FAN COIL UNITS. COORDINATE CONDENSATE DRAIN WITH CONDENSATE DRAIN MODIFICATION SHOWN ON PLUMBING SHEETS.
- PIPING EXPANSION JOINT. SEE HORIZONTAL PIPE ISOLATION ON SHEET M503.
- SEE DEMOLITION SHEETS FOR GENERAL NOTE REGARDING SCOPE OF WORK FOR BATH ROOM FAN COIL UNITS.


**ENLARGED FLOOR PLAN**  
**5TH FLOOR STAIRS – MECHANICAL**  
SCALE: 1/4" = 1'-0"

**ENLARGED FLOOR PLAN**  
**6TH FLOOR STAIRS – MECHANICAL**  
SCALE: 1/4" = 1'-0"



Revisions	
Date	

**Toland ♦ Mizell ♦ Molnar, LLC**  
590 MEANS STREET NW,  
SUITE 200  
ATLANTA, GA, 30318  
404-214-9774



Drawing Title  
**ENLARGED STAIR  
PIPING NEW WORK  
FLOOR PLANS—MECHANICAL**

Project Title  
**2ND FLOOR OUTPATIENT  
MENTAL HEALTH**

Building Number <b>BLDG 1 SOUTH WING</b>	Checked <b>PJC</b>	Drawn <b>JSW</b>
Location <b>VA MEDICAL CENTER SHREVEPORT, LOUISIANA</b>		

	Date 05-25-2011	<b>100% REVIEW SUBMITTAL</b>
	Project No. VA256-C-1047	
Dwg. No. <b>M105</b>	<b>Veterans Administration</b>	