


Revisions	
Date	

Toland ♦ Mizell ♦ Molnar, LLC

590 MEANS STREET NW,
SUITE 200
ATLANTA, GA, 30318
404-214-9774



Drawing Title

ENLARGED STAIR
PIPING NEW WORK
FLOOR PLANS—MECHANICAL

Approved Project Engineer

Project Title

2ND FLOOR OUTPATIENT
MENTAL HEALTH

Building Number

BLDG 1 SOUTH WING

Location

VA MEDICAL CENTER
SHREVEPORT, LOUISIANA

Date

05-25-2011

Project No.

VA256-C-1047

DRAWING NO.

M107

Dwg. of

Veterans
Administration

NORTH

100% REVIEW
SUBMITTAL

ENLARGED FLOOR PLAN

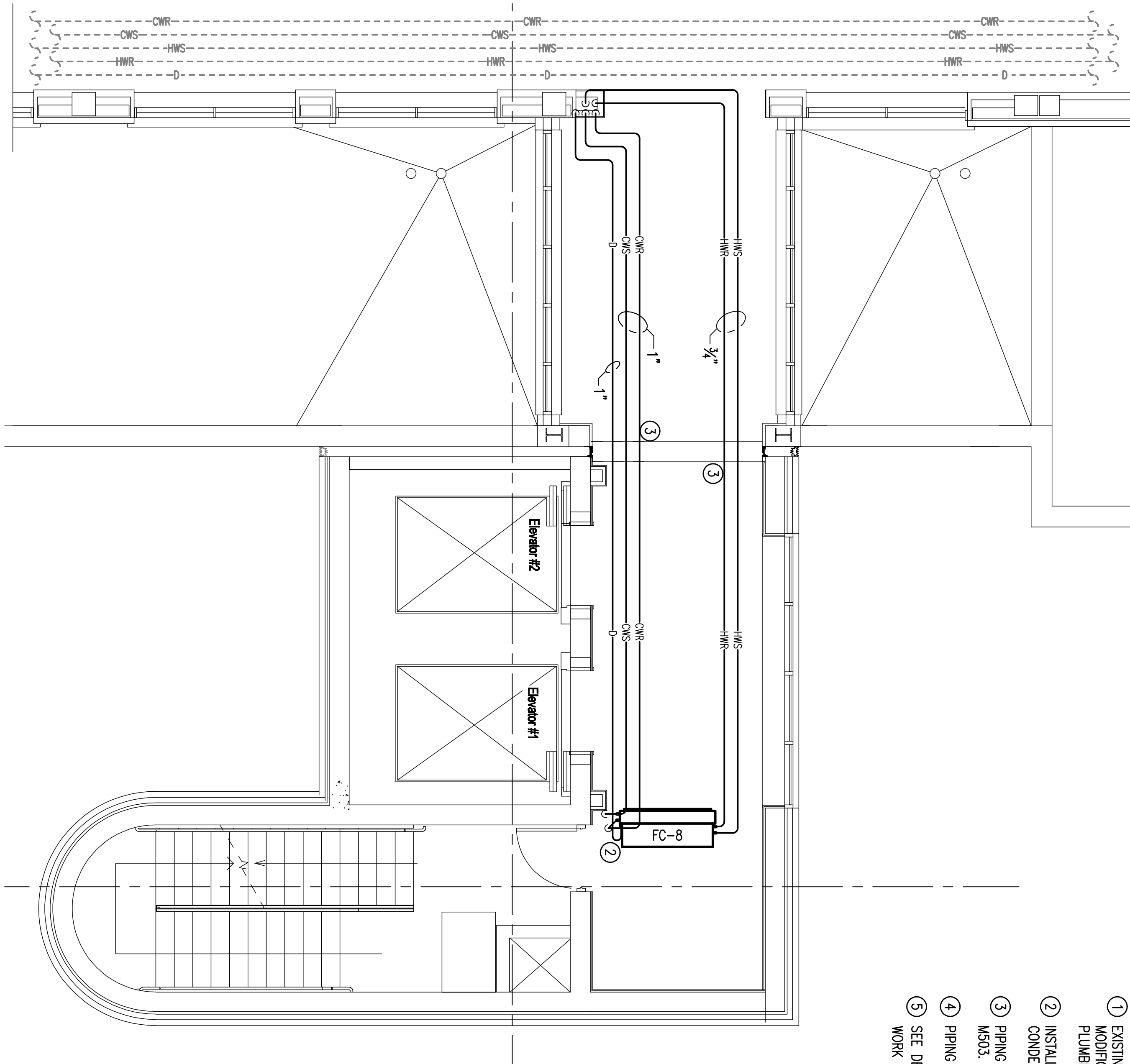
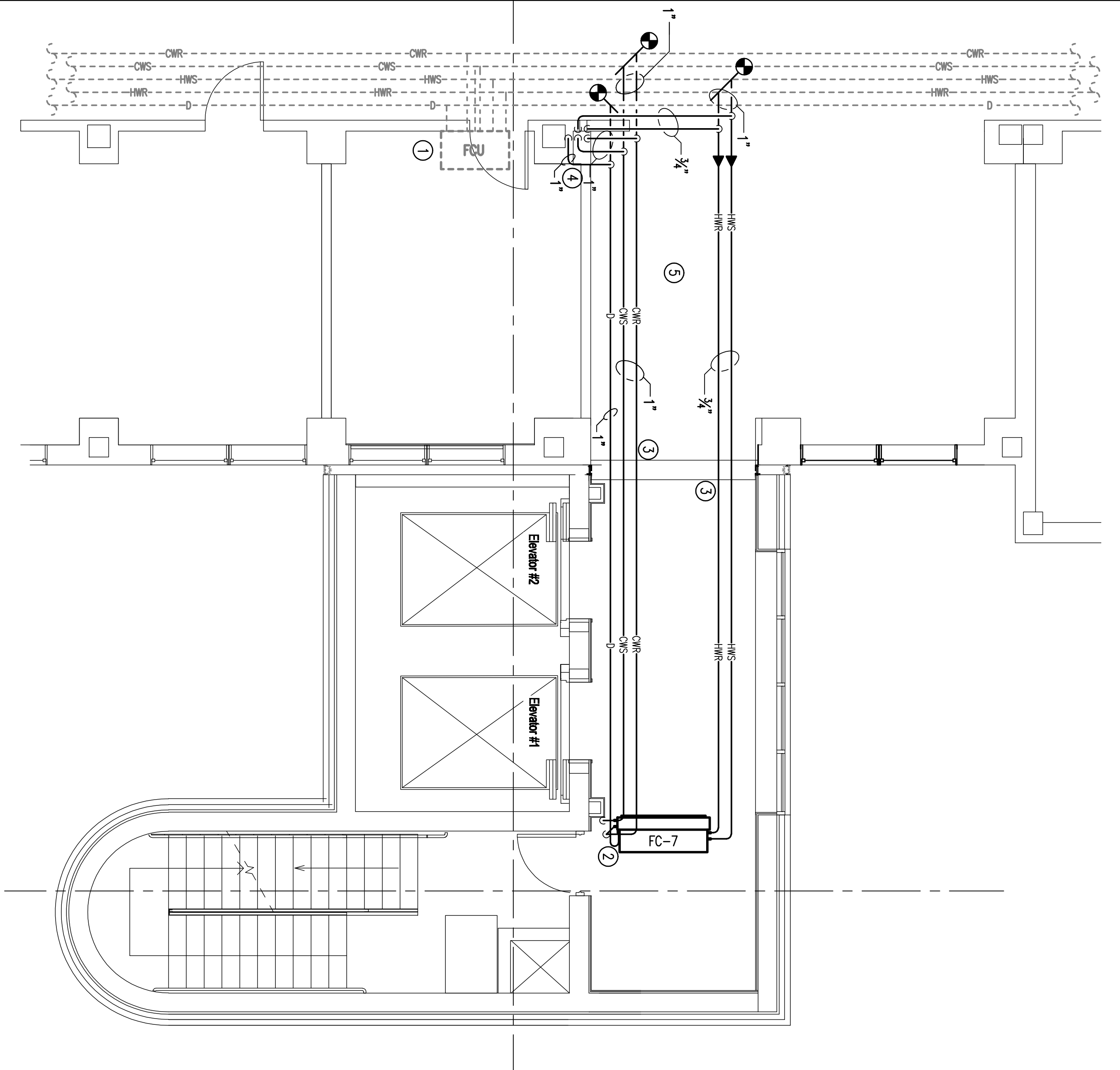
8TH FLOOR STAIRS – MECHANICAL

SCALE: 1/4" = 1'-0"

ENLARGED FLOOR PLAN

9TH FLOOR STAIRS – MECHANICAL

SCALE: 1/4" = 1'-0"



- NOTES:
- (THIS SHEET ONLY)
- 1

EXISTING TO REMAIN FAN COIL UNIT. ENSURE CONDENSATE DRAIN MODIFICATIONS ARE COMPLETE PRIOR TO USING THIS UNIT. SEE PLUMBING SHEETS.
- 2

INSTALL NEW FAN COIL UNITS. COORDINATE CONDENSATE DRAIN WITH CONDENSATE DRAIN MODIFICATION SHOWN ON PLUMBING SHEETS.
- 3

PIPING EXPANSION JOINT. SEE HORIZONTAL PIPE ISOLATION ON SHEET M503.
- 4

PIPING UP IN NEW CHASE TO SERVE NEW FC-8.
- 5

SEE DEMOLITION SHEETS FOR GENERAL NOTE REGARDING SCOPE OF WORK FOR BATH ROOM FAN COIL UNITS.