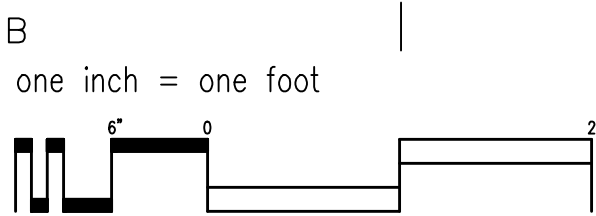
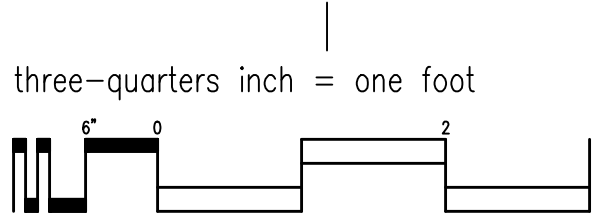
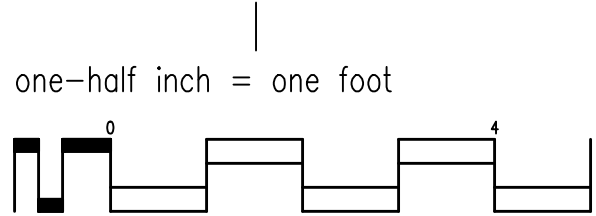
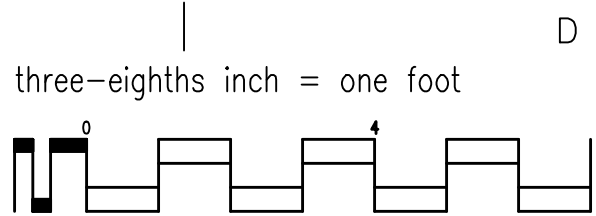
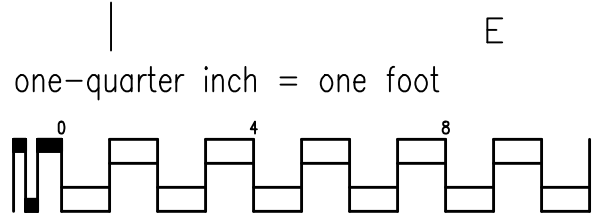
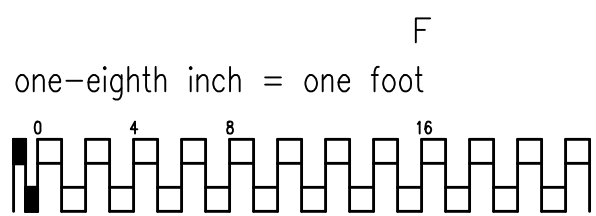


- NOTES:**
(THIS SHEET ONLY)
- ① RENSITALL EXISTING FAN COIL AND WALL MOUNTED THERMOSTAT AS SHOWN IN THIS PLAN.
 - ② INSTALL NEW FAN COIL UNITS PER MANUFACTURES INSTRUCTIONS. SEE MECHANICAL DETAILS.
 - ③ DUCT EXPANSION JOINT. SEE DETAIL HORIZONTAL DUCT ISOLATION ON SHEET M503.

ENLARGED FLOOR PLAN
3RD FLOOR STAIRS – MECHANICAL
SCALE: 1/4" = 1'-0"

ENLARGED FLOOR PLAN
4TH FLOOR STAIRS – MECHANICAL
SCALE: 1/4" = 1'-0"



Revisions	

Toland ♦ Mizell ♦ Molnar, LLC

590 MEANS STREET NW,
SUITE 200
ATLANTA, GA, 30318
404-214-9774

Project Title
ENLARGED STAIR
DUCTWORK NEW WORK
FLOOR PLANS—MECHANICAL

Approved Project Engineer

Project Title
2ND FLOOR OUTPATIENT
MENTAL HEALTH

Building Number
BLDG 1 SOUTH WING

Location
VA MEDICAL CENTER
SHREVEPORT, LOUISIANA

Date
05-25-2011

Project No.
VA256-C-1047

DRAWING NO.
M109

100% REVIEW
SUBMITTAL

Veterans
Administration